

20
24

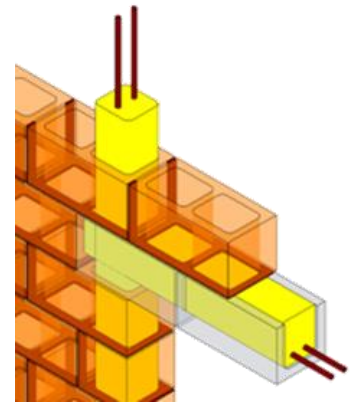
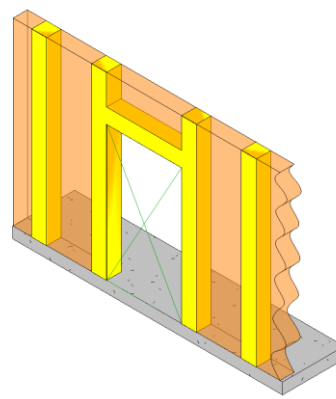
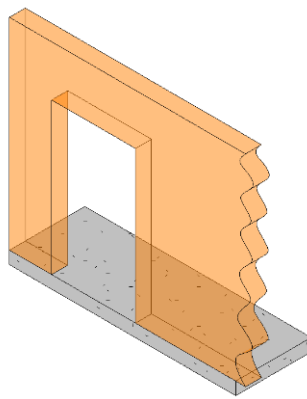
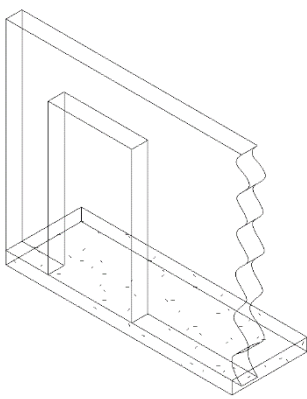
BIMFORUM®

LOD SPECIFICATION

For Building Information Models and Data

October 2024, Second Printing
LOD Taskforce

Will F. Ikerd II, P.E., PhD & David Merrifield, Principal Investigators



100	200	300	350	400
-----	-----	-----	-----	-----

Building Systems	Model Elements	Project Milestones / Phases / Deliverables										
			SD	DD	50% CD	100% CD	Trade Cord.	Fab.	Operations			
Structure												
Enclosures												
Interiors												
MEP Systems												
Civil / Site												
Schmatic Design (SD) Design Development (DD) Construction Documents (CD) Trade Coordination (Trade Cord.) Shop & Fabrication (Shop)												

PARTICIPATING ORGANIZATIONS



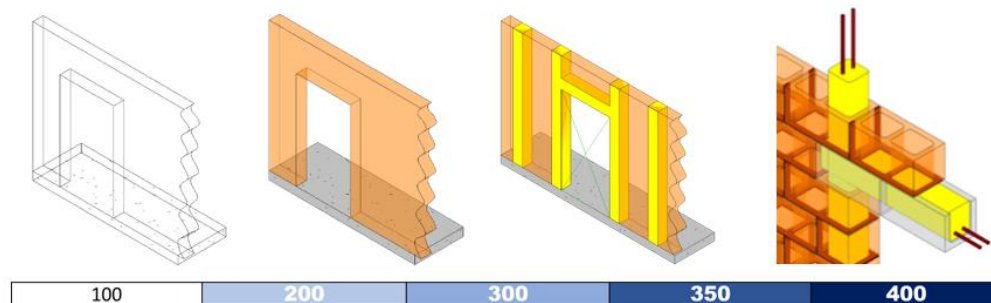
2024

LOD Specification

For Building Information Models

October 2024

The only LOD specification with licensed permission from the graphics creators to use the original AGC BIMForum 2013 LOD Graphics.



Nothing contained in this work shall be considered the rendering of legal advice. Readers are responsible for obtaining such advice from their own legal counsel. This work and any forms herein are intended solely for educational and informational purposes.

All images are used with permission from Ascend Building Knowledge Foundation (Ascend), a 501c3 non-profit AECO research and education foundation, unless noted otherwise. If graphics are from other sources, the graphic creator will be recognized with the image. The graphics and detailed definition pages are intended to show typical building conditions in compliance with common building codes. The images do not take into account site specific conditions, regional building codes and other important information that may require project-specific changes. These illustrations are intended solely for educational and informational purposes and are not suitable for design intent for any specific project or code design compliance application.

Copyright © 2024 by Ascend Building Knowledge Foundation, LLC, and its assumed entity BIMForum Global. All rights reserved.

The BIMForum (BF) 2024 LOD Specification is made available to the public free of charge. To maintain the integrity and usefulness of these documents as a reference standard, certain restrictions apply to their use.

This work is licensed under the Creative Commons Attribution-NonCommercial-NoDerivatives 4.0 International License (<http://creativecommons.org/licenses/by-nc-nd/4.0/>).

Licensing questions should be directed to: info@BIMForum.Global



[Please Click here to provide feedback to this Version 2024:](#)

Copyright © 2024 by BIMForum Global. All rights reserved.

This document is copyrighted under a
[Creative Commons Attribution-NonCommercial-NoDerivatives 4.0 International License](#)

TABLE OF CONTENTS

TABLE OF CONTENTS 2

BIMForum LOD Specification Section Table..... 3

EXECUTIVE SUMMARY..... 4

 LOD Specification Is a Dictionary, Not ‘The Story’ 5

ACKNOWLEDGEMENTS 7

Background on BIMForum Global’s New LOD Specification 7

GRAPHICS CREATION 8

BIMForum Global’s Ten (Recommended) ‘Rules’ of LOD 9

BIMForum LOD Definitions14

HISTORY OF LOD DEFINITIONS.....16

 Level of Detail (LOD) per US General Services Administration (GSA)16

 Level of Development (LOD), US Architectural Definitions.....17

 US Architectural 2008 LOD Definitions (For Historic Context)17

 US Architectural 2013 LOD Definitions, (For Historic Context)17

 US Architectural 2022 LOD Definitions.....17

 American Concrete Institute (ACI) 2022 LOD Definitions17

 LOD Definition Summary18

PAST LOD SPECIFICATION VERSIONS – HISTORIC BACKGROUND19

CHANGES FROM OTHER LOD VERSION PRIOR TO THE BIMFORUM 2022 VERSION.....26



[Please Click here to provide feedback to this Version 2024:](#)

Copyright © 2024 by BIMForum Global. All rights reserved.

This document is copyrighted under a
[Creative Commons Attribution-NonCommercial-NoDerivatives 4.0 International License](#)

BIMForum LOD Specification Section Table

LOD SPECIFICATION SECTIONS	PAGE
GENERAL & GENERIC ELEMENTS	28
FOUNDATION, SPECIALTY (Other than CIP Concrete)	38
CONCRETE, CAST IN PLACE	45
CONCRETE FORMWORK	53
CONCRETE ANCHOR SYSTEM	56
CONCRETE REPAIR <i>[NEW SECTION]</i>	66
PRECAST CONCRETE	69
TILT WALL CONCRETE	74
MASONRY	76
STRUCTURAL & MISCELLANEOUS STEEL	81
STEEL STAIRS & RAILING	85
STEEL JOISTS	88
COLD FORMED METAL FRAMING, DRYWAL & SHEATHING	90
ENCLOSURES CLADDING & CURTAIN WALL	94
WOOD & TIMBER CONSTRUCTION	108
WOOD MASS TIMBER	112
ROOFING	116
DOORS, GATES, ETC.	130
PNEUMATIC TUBING	153
PLUMBING	155
MECHANICAL (HVAC)	171
FIRE PROTECTION	190
ELECTRICAL	194
LIGHTING	206
FIXED ART	219
METAL BUILDING SYSTEMS	221
CIVIL & SITE	226
SITE LANDSCAPE ELEMENTS	248
SITE ELEMENTS	260
HIGHWAY BRIDGE	265
RAILROAD BRIDGE	268
APPENDIX	271
CRAIN SYSTEMS	272
TRAILERS – LOAD PLANNING	274
STRUCTURAL INSULATED PANELS (SIPS)	276



[Please Click here to provide feedback to this Version 2024:](#)

Copyright © 2024 by BIMForum Global. All rights reserved.

This document is copyrighted under a
[Creative Commons Attribution-NonCommercial-NoDerivatives 4.0 International License](#)

EXECUTIVE SUMMARY

The ***BIMForum 2024 LOD Specification*** (LOD Specification) is a reference tool that aids in improving the quality of communication among Project Owners and their teams using Building Information Models (BIMs) on their projects. It achieves this by clarifying the 5 key characteristics of defining Model Elements (MEs).

The specification is intended to be compatible for teams working with Level of Detail and Level of Development definitions. The confusion of these two terms with the same acronyms should be clarified in each Project BIM Execution Plan. The English version of this document is formed to be compatible with the most common US-based LOD definitions as well as those of other countries. The specification is also formed to allow project teams to adjust their use of the BIMForum Specification by stating any amendments to the LOD definitions that teams may have in the BIM section of their Project Execution Plan and General Notes of their Construction Documents that are developed from BIM. This also permits those teams to utilize Level of Detail definitions if that is what is prescribed in their BIM PEP.

BIM presents information developed by an Owner's stakeholder for that Owner's project in the form of three-dimensional graphical MEs (e.g., doors, beams, etc.). The ME can be further associated with information about other characteristics of those elements. It is possible for an ME to appear very precise in a model even though it is not accurate. For example, a specific, highly detailed ME of building system equipment may be placed in the wrong location and thus only be approximate in the ME maturity and reliability for decision making. Successful LOD Schemas will develop a systematic way of conveying the extent of reliance that may be placed on an ME. This specification expands from simple narrative definitions of LOD to provide specific graphic examples of many of the MEs that are found in common projects.

Discussions among many of the section authors and graphics creators of previous national LOD Specifications concurred with Ascend in need to form BIMForum (BFG) to gather the input from various BIMForum groups and similarly aligned BIM organization and committees. The mission of BIMForum is to create a multi-disciplinary task force that includes input from multiple BIMForums and similar BIM groups to develop and expand the LOD Specification among other projects. This inclusive BIMForum approach recognizes and builds on the previous LOD section authors and graphic creators in a historically graphic rich approach to parametric model progression. This input and background distinguish this LOD project from any other. The principal investigators on this LOD specification bring over a decade of knowledge working with the graphics they developed over the various sections of the specification. They, along with BIMForum Global, would like for this work to remain free and available for all to use and download to allow for continual development and expanded use of the LOD Specification. The LOD Specification is an organized collection of detailed illustrative examples of the application of LOD definitions. This is achieved by providing graphical examples of the different ME levels of maturity in a broad variety of building element classes.



[Please Click here to provide feedback to this Version 2024:](#)

Copyright © 2024 by BIMForum Global. All rights reserved.

This document is copyrighted under a
[Creative Commons Attribution-NonCommercial-NoDerivatives 4.0 International License](#)

LOD Specification Is a Dictionary, Not ‘The Story’

BIMForum *LOD Specification* does not prescribe the necessary levels of model element definition for all the different steps in design, estimating, scheduling, fabrication, manufacturing, construction and/or operation processes, i.e. “The Story” of a given project. This level of model progression granularity is left to the Project Owner’s teams of what ME are at a given LOD at a given phase. However, this LOD specification does provide a more precise framework of LOD definitions for a given Element object, i.e. The LOD Specification are the ‘dictionary’ for a team to write their ‘story’.

The analogy in this case is that the LOD Specification is a dictionary that defines Model Element’s LODs. The BIM section of the given Project Execution Plan is where the project authors use those LOD definitions to write their own BIM process (stories) for their project. Just as a dictionary does not tell you how to write your story, neither does the LOD Specification tell you how to write your BIM process in your BIM PEP. However, also just as dictionaries are invaluable tools in defining common terms for more precise writing, so is the BIMForum LOD Specification a tool in defining common Model Element terms to write more precise BIM PEP and BIM contractual scopes.

This LOD Specification will reduce the risks of miscommunication among the Project Owner’s stakeholder teams as it relates to model handoffs between team members. These model handoffs between teams should be clearly defined in the BIM section of the Project Execution Plan (PEP). The BIM PEP is where expectations for different stages in the design and construction process are established. ***This LOD Specification aids the Project Owner’s team by clearly identifying the level of Model Element (ME) maturity that is expected to be delivered*** and provides greater predictability of the level of effort that is required to create each member’s deliverables. ***The LOD Specification does not define who the Model Element Author (MEA) is.*** This is to be defined in the Project Owner’s contracts among their teams and the BIM PEP attached to those contracts.

The LOD Specification is organized by logical sections that align with the way it is used in practice. The Principal Investigators (PI) and BIMForum taskforce spent active time interviewing users of previous LOD Specifications. There was some critique on the use of Unifomat for organization while most acknowledged the need to have the cross references. Additionally, some users commented on the way some MEs spanned 2 to 3 pages and they would rather have a single element per page for referencing and attaching exhibits to their scopes of work. For example, when users are addressing LOD of a masonry wall, they want to have a single page that they could show to address the complete topic of the element with a Project Owner and their team. The result from listening to end users of the LOD Specification is that the BIMForum 2022 version of the LOD Specification pioneered a completely new and fresh approach to the LOD specification. Continuing this format, the new 2023 LOD Specification does still cross reference the following:

1. CSI Unifomat 2010.
2. Omniclass, with the subclasses expanded to Level 4 (and in a few cases to Level 5) to provide detail and clarity to the element definitions.
3. Uniclass 2015 indices per a UK initiative that is gaining international acceptance.
4. CSI MasterFormat references.

It is noted that a model in practice seldom ever has all Model Elements (MEs) at the same LOD. As such, LOD definitions should refer to the ME and not the overall BIM.



[Please Click here to provide feedback to this Version 2024:](#)

Copyright © 2024 by BIMForum Global. All rights reserved.

This document is copyrighted under a
[Creative Commons Attribution-NonCommercial-NoDerivatives 4.0 International License](#)

Also, because LOD 500 in many definition sets typically refers to As-Built conditions without any additional geometric change of the elements, this LOD Specification does not show any additional graphics beyond LOD 400.

All Project Owner's teams members, which include, but are not limited to, designers, manufactures, fabricators, builders, and facility operators, should become very familiar with the LOD definitions that control their projects. They should also pay close attention to how these LOD definitions are used to define their scope, schedule, fee, and contractual risk if they fail to meet their BIM responsibilities.



[Please Click here to provide feedback to this Version 2024:](#)

Copyright © 2024 by BIMForum Global. All rights reserved.

This document is copyrighted under a
[Creative Commons Attribution-NonCommercial-NoDerivatives 4.0 International License](#)

ACKNOWLEDGEMENTS

Mr. David Merrifield and Dr. Will Ikerd are the two Principal Investigators of this specification and have worked in LOD research and application of LOD definitions since 2008 and authored sections of national LOD Specifications since 2013. They developed the proposal for the LOD 350 definition that they presented to the Associated General Contractors (AGC) BIMForum in 2012 and that was later ratified in the first national 2013 LOD Specification. Additionally, Dr. Ikerd attended meetings with one of the United States leading institutes for architects, assisting with their contract documents committees work on their LOD definitions. In 2022, Dr. Ikerd presented justification for including the LOD 350 definition in their national LOD definitions which previously had not been included since their original 2008 and 2013 LOD Definitions. Following these meetings, this leading US architectural organization adopted LOD 350 in their national LOD definitions for its contract language. It is with this background that Mr. Merrifield and Dr. Ikerd have the honor of leading the team developing the 2023 version of the BIMForum LOD Specification.

Background on BIMForum Global's New LOD Specification

Ascend Building Knowledge Foundation (Ascend) was formed in 2017 and was recognized as a 501c3 non-profit organization the following year. The Associated General Contractors of America (AGC) published some of the earlier United States (US) based BIMForum LOD Specifications (AGC BIMForum) that the principal investigators of this document had collaborated with and chaired sections of its LOD specification from 2012 till AGC ended financial support and divested AGC from the original AGC BIMForum in 2019. In the fall of that same year, Ascend assisted with the formation of a newly incorporated Philadelphia, PA based BIMForum (BIMForum- Philadelphia) by providing graphics support and staffing of booths at conferences such as the Design Build Institute of America (DBIA) conferences in 2019 and online events following the Covid-19 pandemic. Ascend also assisted in some of the graphics in the BIMForum-Philadelphia LOD Specifications of 2020 and 2021. During this time frame, Ascend and its board members assisted other BIMForums and similarly aligned BIM groups in Latin America in Spanish as well.

Furthermore, in 2022, the American Concrete Institute (ACI) published a ACI PRC-131.3-22, TechNote ***"BIM Level of Development for CIP Concrete—TechNote"*** (ACI BIM LOD 22). This document referenced the US Architectural LOD 2013 definitions, while also including LOD 350 from the AGC BIMForum 2013 definitions created by the PIs of this specification. The ACI 2022 LOD definitions also added some new language and interpretation of LOD for concrete that are not fully synchronized with any of the US Architectural, AGC BIMForum or BIMForum-Philadelphia 2020 or 2021 LOD definitions. The new 2022 US Architectural LOD definitions came out within months of the ACI BIM LOD 22 TechNote being published, and while the ACI TechNote LOD Definitions differ, it does have some useful information for teams to consider, particularly the seven sub-categories of concrete discussed in a later section of this introduction.

The board of Ascend recognized from assisting these previous BIMForums, that there was a need for a unified approach to the LOD Specification that also considers and recognized development such as ACI's 2022 LOD Definitions. This approach would also simplify the use of the document. This led to the formation of BIMForum whose goal in LOD is to expand the work of the original creators of the various sections of the national 2013 LOD Specification while recognizing industry organization's work such as ACI's 2022 LOD contributions. Additionally, BIMForum Global's goals include engaging all who are willing to participate from other BIMForums in the US and globally, as



[Please Click here to provide feedback to this Version 2024:](#)

Copyright © 2024 by BIMForum Global. All rights reserved.

This document is copyrighted under a

[Creative Commons Attribution-NonCommercial-NoDerivatives 4.0 International License](#)

well as other similarly aligned BIM organizations and committees. All contributors who participate in the BIMForum Global LOD Specification with their own content creators and authors will be cited and recognized for their contributions.

The graphics creators and section authors of many of the sections of previous national LOD Specifications from 2013-2021 have granted permission of the work they owned to be used in the development of this new BIMForum 2023 version.

Because neither BIMForum-Philadelphia nor AGC provided a platform in 2022 for the contributors, graphic creators and/or authors of the prior LOD Specification sections to publish and recognize their content, BIMForum published the Version 2023 with the commenting period extended into 2024. Since the Spring of 2023, Ascend has been gathering content from LOD section authors who are developing and expanding LOD work in areas such as, but not limited to, fundamental geometric elements, civil, site, landscape, roofing, and the documentation of all these systems with reality capture. Content from these and other sections will be gathered for comments during the public review period for consideration of incorporation into the BIMForum LOD Specification. These updates have been incorporated in this 2023 LOD Specification.

GRAPHICS CREATION

Graphics are the property and copyright of the creator and used with permission for this edition of this document unless noted otherwise. The owner, creator and copyright holder of graphics are as follows in this text: Ascend Building Knowledge Foundation, LLC noted as 'From AscendBKF.org,' and BIMxD Solutions, LLC noted as 'From BIMxD.com,' IKERD Consulting, LLC noted as 'From Ikerd.com.' No derivatives of the graphics may be made without the creator's express written permission. All inquiries about graphics should be sent to: info@BIMForum.global.



[Please Click here to provide feedback to this Version 2024:](#)

Copyright © 2024 by BIMForum Global. All rights reserved.

This document is copyrighted under a
[Creative Commons Attribution-NonCommercial-NoDerivatives 4.0 International License](#)

BIMForum Global's Ten (Recommended) 'Rules' of LOD

Regardless of the LOD definitions used in a project's BIM section of its Project Execution Plan (PEP), the BIMForum (BFG) Principal Investigators (PIs) of this LOD Specification have developed the following ten (recommended) 'rules' that LOD definitions 'should' follow. These are the 'ten commandments' that the PIs use to moderate and consider the discussion of proposed updates among contributors of this LOD Specification.

1) **LOD IS NOT FOR A WHOLE MODEL; IT ONLY APPLIES TO ELEMENTS IN A MODEL.**

There is no LOD of a whole model. A model is a collection of Model Elements (MEs) at different LODs in a given phase of the project. The only exception to this rule could be considered with an LOD 100 mass model of a building, for example where distinct MEs for building components can only be referred to by inference. However, even in this example, there will typically be a mass model of the site (Civil), the overall building (architect), and perhaps general structural system (structural) at LOD 100 in a federated model. In such cases, LOD 100 would apply to each of the mass models consisting of a single Model Element (ME).

2) **LOD \neq PROJECT PHASE**

LOD does not match any given project phase. There will always be MEs at higher and lower LODs than the majority of MEs at a given project phase. If all elements were ALWAYS at a specific LOD for a given project phase, there would be no reason for the term LOD. The reason LOD exists is because MEs are typically at varying levels for a given phase of the project (see 'BFG RULE #1' above).

3) **LOD 000 = NO MODELING IS SCOPED FOR A GIVEN CLASS OF ELEMENT.**

In the BIMForum LOD Specification, LOD 000 signifies that there is no Model Element (ME) requirement for the given class of element. It also signifies that there is not any scope for the element to be referenced by inference for the class of element from an overall LOD 100 mass model. *This level is important in contractual scoping of elements that are excluded from the Model Element Authors (MEAs) scope.*

4) **LOD 350 is for Detailed Coordination Between Model Element Systems**

After elements are developed to their specific LOD 300 geometry, detailed coordination typically must take place before the elements can be developed to full LOD 400 fabrication level. The principal investigators of this LOD Specification recognized early in the use of some of the 2008 LOD definitions that there was a critical step in the BIM process that warranted an intermediate LOD between 300 and 400. This work is documented in their publications and presentation leading up to their 2012 proposal for the LOD 350 definition to be adopted for the first time in a national LOD specification. The original steel column example is provided in the following section to further explain the role of LOD 350.

5) **A HIGHER LOD # IS NOT ALWAYS BETTER**

The best LOD for an object is the LOD that meets the current project requirements and usage. There is no value in modeling elements to a higher LOD if this additional effort does not provide a clearly defined purpose at the given time.



[Please Click here to provide feedback to this Version 2024:](#)

Copyright © 2024 by BIMForum Global. All rights reserved.

This document is copyrighted under a

[Creative Commons Attribution-NonCommercial-NoDerivatives 4.0 International License](#)

For example, if a project is conducting typical trade coordination with Cold Formed Metal Framing (CFMF, metal studs) in walls, then LOD 350 Model Elements (MEs) that show the studs, but do not include the screw fasteners, is acceptable. In such a case, it could be considered a waste of time and money to model the system to LOD 400 full fabrication with screws for simply checking coordination around the framing, which was modeled at LOD 350. However, if the CFMF is a part of a 4D sequenced virtual mockup in an isolated area that is being used as part of a Building Enclosure Review Meeting, then LOD 400 may be the appropriate level for the metal studs. In these cases, the sequencing of when screws are being installed in relation to the water proofing membrane, for instance, can be critical. See Figure 1 below.

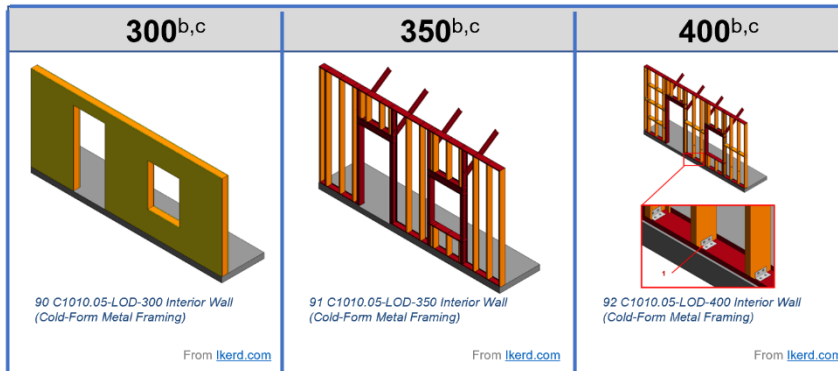


Figure 1: Sample images of Cold Formed Metal Framing (CFMF) from BIMForum specification. Note that at LOD 350 only studs are modeled, whereas connection fasteners are included at LOD 400.

6) Model Element (ME) Information Requirements Must be Defined in the BIM PEP

Associated Model Element Information is very specific for the given use case of a given BIM in a given project for a given Project Owner. Non-Graphic Information (NGI) may be associated with a Model Element (ME). If NGI has a different level of reliance than the ME LOD to which it is attached, then the Model Element Author (MEA) shall indicate the difference in the BIM section of the PEP.



[Please Click here to provide feedback to this Version 2024:](#)

Copyright © 2024 by BIMForum Global. All rights reserved.

This document is copyrighted under a
[Creative Commons Attribution-NonCommercial-NoDerivatives 4.0 International License](#)

7) ME Must Meet 5 LOD-Distinguishing Geometric Characteristics for a Given LOD:

Model Element Geometry is distinguished by 5 key characteristics, and if one of the 5 is less developed than the minimum requirement of a given LOD, the ME fails to meet that given LOD. For example, if a steel column is modeled 'specific' within the given tolerances for structural steel for size, shape, quantity, orientation, but is merely 'approximate' in its location, then that column does not meet the LOD 300 ('specific') criteria and is therefore considered to be at LOD 200 ('approximate'). For the steel column in this example to meet the requirement of LOD 300, it must be modeled 'specifically' within the project specified tolerances for all 5 LOD Distinguishing Geometric Characteristics:

- 7.1. Quantity**
- 7.2. Size**
- 7.3. Shape**
- 7.4. Location**
- 7.5. Orientation**

8) Tolerances of MEs are Defined by Reference of the Elements Material/Industry Standards

All tolerances in LOD definitions should defer to industry standards that are incorporated by reference in a given projects specifications. The nature of 3D modeling is that all elements are precise even though they may not be accurate. Additionally, most modeling platforms in common use are static state modelers that do not account for real world dynamic conditions such as, but not limited to, deflection, camber, thermal expansion/contraction, thickness of fireproofing, thickness of insulation (in some cases), wind deflection, live loading, long term material creep, and material shrinkage. For example, such effects can be notable when considering the interface of systems such as glass and aluminum curtain wall on high-rise concrete buildings. Project Owners' teams should address such tolerance topics in the BIM section of the PEP.

9) Measurement of ME Accurately Within Tolerance is Only for LOD 300~400.

Because LOD 200 is approximate, only LOD 300 through LOD 400 can be measured directly from the model within the elements project specified tolerances. Unless noted otherwise, the tolerances for a given element are defined by that industries fabrication, manufacturing, erection, and installation tolerances. All such tolerances should be clearly defined by reference in the project specification for each element material and incorporated by reference in the BIM section of the PEP.

10) LOD 500 Model Elements Are Based on LOD 100~400 Geometry

The BIM section of the PEP should define if an LOD 500 element is documented with a reference by inference in LOD 100 overall mass model or defined with LOD 200, 300, 350 or 400 Geometry. This is why the ability of measuring MEs directly from a model at LOD 500 will vary depending on the geometric basis of the LOD 500 object.

For example, consider an existing basement wall inside a building that is modeled from as-built reality capture laser scan data on the interior side of the wall without any destructive testing to know the core of the wall or wall thickness. The models may have some historic drawings that indicate the design thickness of the wall, and the Model Element Author (MEA) may use this information to assume an 'approximate' thickness of the wall. As such, a wall's geometry could only be defined as LOD 200 (reference BFG LOD Rule #7). In this case, such a wall would be an LOD 500 wall with geometry to LOD 200, and only the inside face that was laser scanned



[Please Click here to provide feedback to this Version 2024:](#)

Copyright © 2024 by BIMForum Global. All rights reserved.

This document is copyrighted under a
[Creative Commons Attribution-NonCommercial-NoDerivatives 4.0 International License](#)

could be measurable directly from the model.

Also, a Model Element at LOD 500 does not have any higher level of geometry than an element at LOD 400. For this reason, the BIMForum LOD Specification does not show any additional graphics beyond LOD 400 for a given element.



[Please Click here to provide feedback to this Version 2024:](#)

Copyright © 2024 by BIMForum Global. All rights reserved.

This document is copyrighted under a
[Creative Commons Attribution-NonCommercial-NoDerivatives 4.0 International License](#)

LOD 350 Example, The Steel Column 2009-2012

The Principal Investigators (PIs) of this Specification published several articles and national conference presentations on the topic of model progression where they defined the LOD 350 definition from 2009 through 2012. This work led to their submitting this LOD 350 concept in 2012 to the AGC to be adopted in the first US national graphical LOD Specification in 2013. Because the steel examples in the original LOD 350 proposal are some of the most frequently referenced in online searches for LOD graphic examples, they are provided for context and background to the formation of the LOD 350 definition. It is noted that this steel column graphic developed by the PIs of this LOD is the same column found in almost all US national graphical LOD Specification to date since 2013 that include LOD 350 as well as some LOD Specification used in other countries.

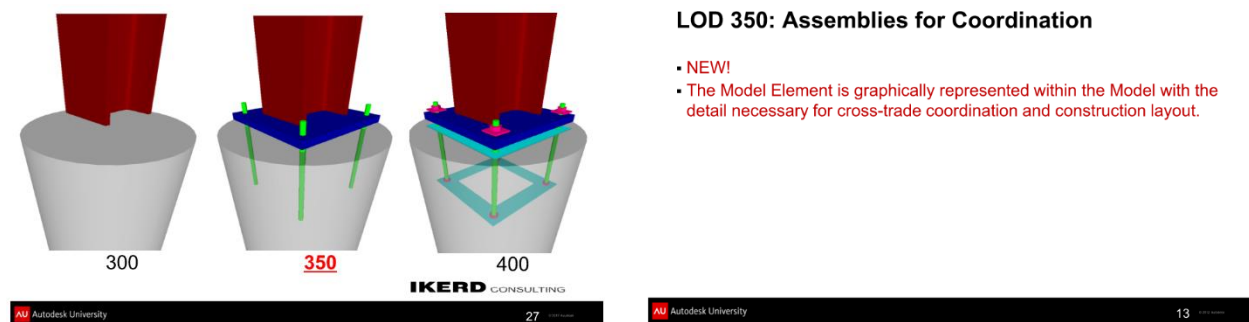


Figure 2: Published 2012 slides from national conference. This image was used to illustrate the author's concept of LOD 350 that was later presented to the AGC for adoption in the first US national graphical LOD specification.

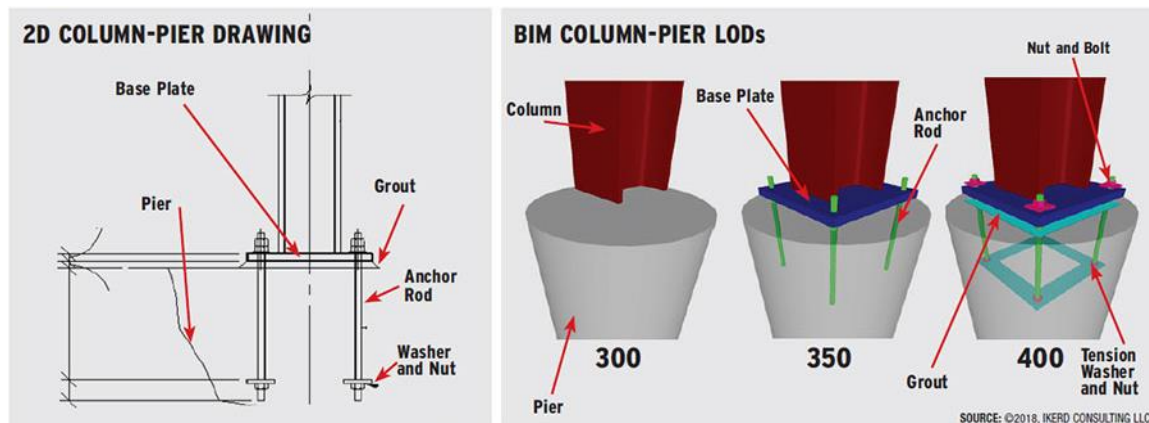


Figure 3: Image shown in ENR, Post, N, April 25, 2018 "At Structural Congress, a Call for Designers to Mitigate BIM-Project Risk." The image was used to delineate the distinction between LOD 300, 350, and 400 of a steel column, relative to the information shown in the example 2D typical detail that would be found in a project's Construction Documents (CD) issued for permit.

The sample LOD definitions shown on the follow pages use The BIMForum (BFG) Ten (Recommended) 'Rules' for LOD and The Steel Column example to illustrate the BIMForum LOD Definition.





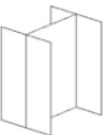

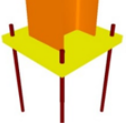

[Please Click here to provide feedback to this Version 2024:](#)

Copyright © 2024 by BIMForum Global. All rights reserved.

This document is copyrighted under a [Creative Commons Attribution-NonCommercial-NoDerivatives 4.0 International License](#)

BIMForum.Global LOD Definitions

The following are applications of the BIMForum Ten Fundamental LOD Rules using the original steel column example. Non-Graphical Information is addressed in BFG LOD Rule #6. Each project team should establish the LOD definitions used for a given project in the Contacts and BIM sections of its PEP. In the absence of such a definition, the following LOD definitions shall apply when this Specification is adopted by reference.

LOD	Summary Concept	Element Accurately Measured from Model at given LOD & LOD 500	Sample Definition	Sample Image
000	NO BIM	N/A	No distinct Model Elements (MEs) exist, AND No inference can be made from an overall mass for these elements at this LOD in this system.	
100	CONCEPTUAL / INFERED	NO (No Element Exists at this LOD)	No distinct model elements exist but inference about elements can be made from an overall mass at this LOD. The Model Element (ME) may be inferred or referenced in the model with a symbol or other generic representation, but the ME does not satisfy the requirements for LOD 200.	
200	APPROXIMATE	NO (ME only Approx.)	The Model Element (ME) is modeled approximately in terms of one or more of the following characteristics: quantity, size, shape, location, OR orientation.	
300	SPECIFIC	YES within ME Project / System Tolerances	The Model Element is modeled specifically within the project's tolerances for its system in terms of ALL of the following characteristics: quantity, size, shape, location, AND orientation.	
350	DETAILED COORDINATION	YES within ME Project / System Tolerances	The Model Element (ME) is modeled specifically per LOD 300 AND includes interfacing features with adjacent and/or dependent model elements to facilitate detailed coordination between systems.	
400	FABRICATE	YES within ME Project / System Tolerances	The Model Element (ME) is modeled with details required for fabrication, manufacturing, assembly and installation.	



[Please Click here to provide feedback to this Version 2024:](#)

Copyright © 2024 by BIMForum Global. All rights reserved.

This document is copyrighted under a
[Creative Commons Attribution-NonCommercial-NoDerivatives 4.0 International License](#)

LOD 500 Notes

LOD 500 should be thought of as a special condition of LOD's 100, 200, 300, 350 and 400. The AS-BUILT state of LOD 500 for a model element may be based on element geometry and detail any of the LOD's 100 through 400.

LOD	Summary Concept	Element Accurately Measured from Model at given LOD & LOD 500	Sample Definition	Sample Image
500	AS-BUILT	VARIES if geometry is LOD 100-200 vs 300~400	The Model Element (ME) is modeled in its as-built or existing state within the tolerances that are defined for the project. The ability to measure the object depends on which LOD its geometry is based on.	ME Geometry could be that of LOD 100, 200, 300, 350 OR 400

BIMForum.Global Level of Acceptance (LOA), Reality Capture, Addressing Scan-To-BIM & Digital Twins

The purpose of The BIMForum Level of Acceptance (LOA) Specification (The Specification) for Reality Capture and Simulation is to provide guidance for owners and their teams wishing to address reality capture of the built environment.

The BIMForum Reality Capture and Simulation Taskforce (ReCap/Sim Taskforce) was formed to address the emerging trend in the areas of reality capture and simulation. Reality capture includes laser scanning, among other forms of measurement, for as-built documentation. Common tools and equipment used for reality capture includes, but are not limited to laser scanners, robotic total station, and point layout tools. Additionally, simulation includes but is not limited to virtual reality, augmented reality, and other related forms of simulation. The related simulation of 4D and 5D are addressed by the ReCap/Sim Taskforce in collaboration with the BIMForum's Global Scheduling & Estimating Taskforce (4x5D Taskforce).

The ReCap/Sim Taskforce is dedicated to improving documentation of the built environment, which includes but is not limited to building, GIS, civil infrastructure, equipment, and industrial projects.

To learn more about the BIMForum's Global Reality Capture and Simulation Specification please visit our website at bimforum.global/reality/ or contact the Director of Research & Education at info@BIMForum.global.



[Please Click here to provide feedback to this Version 2024:](#)

Copyright © 2024 by BIMForum Global. All rights reserved.

This document is copyrighted under a
[Creative Commons Attribution-NonCommercial-NoDerivatives 4.0 International License](#)

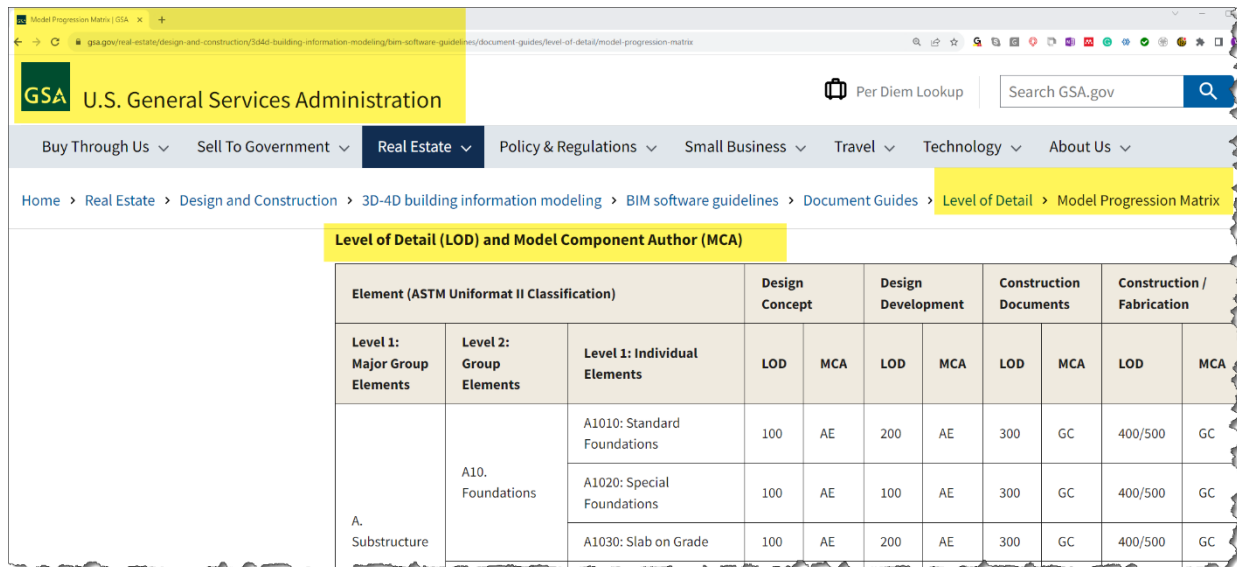
HISTORY OF LOD DEFINITIONS

There are more than one set of LOD definitions used in the industry, which is why it is critical that Project Owners and their teams define the controlling LOD definitions used in their contracts and BIM sections of their Project Execution Plans (PEP). While it is not possible to provide an exhaustive list of all LOD definitions in this introduction, some of the common ones are provided. The framework of this LOD Specification is designed to allow teams to tailor it to their particular Project Owner's needs in the BIM sections of the PEP.

Level of Detail (LOD) per US General Services Administration (GSA)

The US GSA uses the following definitions:

1. LOD: Level of Detail. These definitions use the LOD 100, 200, 300, 350, 400, 500 framework that this LOD Specification supports.
2. MPM: Model Progression Matrix & MCA: Model Component Author (See Figure 4 below).
Note that some LOD frameworks may refer to MPM as a Model Element Table (MET), and may refer to MCA as Model Element Authors (MEA). This LOD Specification will use MET and MEA in most cases. It is left to the Project Owners teams to author their BIM sections of their projects PEP to properly clarify which terms they are using.
3. AUM: Approved Use Matrix. (Note this may be defined as the Model Use sections of some contracts and BIM sections of PEP.



Level of Detail (LOD) and Model Component Author (MCA)										
Element (ASTM Uniformat II Classification)			Design Concept		Design Development		Construction Documents		Construction / Fabrication	
Level 1: Major Group Elements	Level 2: Group Elements	Level 1: Individual Elements	LOD	MCA	LOD	MCA	LOD	MCA	LOD	MCA
A. Substructure	A10. Foundations	A1010: Standard Foundations	100	AE	200	AE	300	GC	400/500	GC
		A1020: Special Foundations	100	AE	100	AE	300	GC	400/500	GC
		A1030: Slab on Grade	100	AE	200	AE	300	GC	400/500	GC

Figure 4: Image from GSA website showing Level Of Detail (LOD) and Model Component Author (MCA) matrix. Image is from GSA website, <https://www.gsa.gov/real-estate/design-and-construction/3d4d-building-information-modeling/bim-software-guidelines/document-guides/level-of-detail/model-progression-matrix>. Highlights added to note section of website for Level Of Detail.



[Please Click here to provide feedback to this Version 2024:](#)

Copyright © 2024 by BIMForum Global. All rights reserved.

This document is copyrighted under a [Creative Commons Attribution-NonCommercial-NoDerivatives 4.0 International License](#)

Level of Development (LOD), US Architectural Definitions

There are popular Architectural contract definitions in the United States (US) for Level of Development (LOD) from 2008, 2013 and most recently 2022. There are still many projects and Project Owners' requirements that use the previous two sets of LOD definitions. This LOD specification is designed to be compatible with all the LOD definitions with some important caveats that need to be included in each project's BIM section of its PEP. However, it is strongly recommended that all new work moving forward utilizes the most recent LOD definitions and consider the BIMForum Global's Ten (Recommended) 'Rules' of LOD (see section with this title in this introduction).

US Architectural 2008 LOD Definitions (For Historic Context)

The original 2008 architecture LOD definitions that were popular at the time did not have the LOD 350 definition that was presented to the AGC BIMForum in 2012 for inclusion in the AGC BIMForum 2013 LOD specification. Additionally, this set of definitions used the term 'accurate' in the LOD 300 definition. BIMForum does not recommend the use of these older 2008 definitions; they are only referenced here for context. However, this LOD Specification can be used with these older 2008 definitions, as long as LOD 350 is recognized and addressed in the BIM section of the PEP.

US Architectural 2013 LOD Definitions, (For Historic Context)

The subsequent 2013 US architectural LOD definitions that replaced the previous 2008 definitions were published around the same timeframe as the formation of the first US based national LOD Specifications. As such, the US architectural LOD 2013 definitions did not have the LOD 350 definition. LOD 350 was presented to the AGC BIMForum in 2012 for inclusion in the first national graphical 2013 LOD Specification. These definitions may be referenced in that document. BIMForum does not recommend the use of these older 2013 definitions; they are only referenced here for context. However, this LOD Specification can be used with these older 2013 definitions, as long as LOD 350 is recognized and addressed in the BIM section of the PEP.

US Architectural 2022 LOD Definitions

The most recent 2022 architectural Level of Development (LOD) definitions now include a LOD 350 definition that is similar to what the PIs of this LOD originally proposed for inclusion in the AGC BIMForum 2013 LOD Specification.

American Concrete Institute (ACI) 2022 LOD Definitions

In 2022, the American Concrete Institute (ACI) published a ACI PRC-131.3-22, TechNote "BIM Level of Development for CIP Concrete—TechNote" (ACI BIM LOD 22). This document referenced the US Architectural LOD 2013 definitions, while also including LOD 350. The ACI 2022 LOD definitions also added some new language and interpretation of LOD for concrete that are not fully synchronized with any of the US Architectural, AGC BIMForum or BIMForum-Phil definitions. The new 2022 US Architectural LOD definitions came out within months of the ACI BIM LOD 22 TechNote being published, and while the ACI TechNote LOD Definitions differ, it does have some useful information for teams to consider, particularly the seven sub-categories of concrete discussed below.



[Please Click here to provide feedback to this Version 2024:](#)

Copyright © 2024 by BIMForum Global. All rights reserved.

This document is copyrighted under a
[Creative Commons Attribution-NonCommercial-NoDerivatives 4.0 International License](#)

The ACI BIM LOD 22 TechNote 7 categories of concrete content that provide a framework to organize concrete BIM topic in your contracts, general notes and specifications are: (1) Concrete, (2) Reinforcing bar, (3) Specialty reinforcements, (4) Prestressing, (5) Specialty systems, (6) Embedments, and (7) Formwork. This BIMForum Specification supports key elements of the ACI 2022 LOD Definition in the Cast-In-Place section of this LOD Specification.

LOD Definition Summary

Authors of the BIM sections of PEP are encouraged to consider these more recent LOD definitions that include LOD 350 and are in line with the BIMForum Global's Ten (Recommended) 'Rules' of LOD.



[Please Click here to provide feedback to this Version 2024:](#)

Copyright © 2024 by BIMForum Global. All rights reserved.

This document is copyrighted under a
[Creative Commons Attribution-NonCommercial-NoDerivatives 4.0 International License](#)

PAST LOD SPECIFICATION VERSIONS – HISTORIC BACKGROUND

The following LOD Specification editions are developed by other separate organizations. Redistribution is provided by BIMForum under the Creative Commons License they were developed under that allows redistribution of the material in any medium or format. The original content creators in these documents below retained the copyrights to that content. Several of the content owners have licensed their content to Ascend Building Knowledge Foundation, a 501c3 research and education nonprofit foundation and its subforum BIMForum Global. The new BIMForum LOD Specification is a new format with a new structure and has notable new content added in this new version. Any similarities to BIMForum Global's LOD Specifications were not derived from any other organizations but come from the fact that some of the same content owners have licensed their content they own to BIMForum for the development of BIMForum Global's new documents. The LOD Documents of other organizations are provided for reference order of their publication starting with the most recent dates originally published with proper citation to their relative organizations.



[Please Click here to provide feedback to this Version 2024:](#)

Copyright © 2024 by BIMForum Global. All rights reserved.

This document is copyrighted under a
[Creative Commons Attribution-NonCommercial-NoDerivatives 4.0 International License](#)

BIMForum / Ascend, Founded 2017
BIMForum.Global

 <p>2022 LOD SPECIFICATION For Building Information Models and Data Version 22, August 2023 LOD Taskforce Wolfgang R. P. E., PhD & David Mondtke, Principal Investigators</p> <p>PARTICIPATING ORGANIZATIONS</p> <p>MBMA, VDCFORUM, CD-BIM, ASCEND</p> <p>Copyright © 2017-2023, Ascend Building Knowledge Foundation & BIMForum Global</p>	<p>2022 LOD Specification (BIMForum.Global/LOD)</p> <p>The BIMForum 2022 LOD Specification (LOD Specification) is a reference tool that aids in improving the quality of communication among Project Owners and their teams using Building Information Models (BIMs) on their projects. It achieves this by clarifying the 5 key characteristics of defining Model Elements MEs).</p> <p>The specification is intended to be compatible for teams working with Level of Detail and Level of Development definitions. The confusion of these two terms with the same acronyms should be clarified in each Project BIM Execution Plan (PEP). The English version of this document is formed to be compatible with the most common US-based LOD definitions as well as those of other countries. The specification is also formed to allow project teams to adjust their use of the BIMForum Specification by stating any amendments to the LOD definitions that teams may have in the BIM section of their Project Execution Plan. This also permits those teams to utilize Level of Detail definitions if that is what is prescribed in their BIM PEP.</p>
 <p>2022 ESPECIFICACIÓN LOD Para Construir Modelos de Información y Datos Versión 22, Agosto 2023 LOD Taskforce Wolfgang R. P. E., PhD & David Mondtke, Investigadores Participantes</p> <p>ORGANIZACIONES PARTICIPANTES</p> <p>MBMA, VDCFORUM, CD-BIM, ASCEND</p> <p>Copyright © 2017-2023, Ascend Building Knowledge Foundation & BIMForum Global</p>	<p>2022 Especificación LOD [Español/Spanish] (BIMForum.Global/LOD)</p> <p>La Especificación LOD del BIMForum 2022 (Especificación LOD) es una herramienta de referencia que ayuda a mejorar la calidad de la comunicación entre los Propietarios de Proyectos y sus equipos que utilizan Modelos de Información de Construcción (BIM) en sus proyectos. Lo consigue aclarando las 5 características clave de la definición de los Elementos del Modelo MEs).</p> <p>La especificación pretende ser compatible para los equipos que trabajan con definiciones de Nivel de Detalle y Nivel de Desarrollo. La confusión de estos dos términos con las mismas siglas debe aclararse en cada Plan de Ejecución BIM del Proyecto (PEP). La versión inglesa de este documento se ha elaborado para que sea compatible con las definiciones de LOD más comunes en EE.UU. y en otros países. La especificación también está pensada para permitir a los equipos de proyecto ajustar su uso de la Especificación Global BIMForum indicando cualquier enmienda a las definiciones de LOD que los equipos puedan tener en la sección BIM de su Plan de Ejecución del Proyecto. Esto también permite a esos equipos utilizar definiciones de Nivel de Detalle si eso es lo que se prescribe en su PEP BIM.</p>





[Please Click here to provide feedback to this Version 2024:](#)

Copyright © 2024 by BIMForum Global. All rights reserved.

This document is copyrighted under a
[Creative Commons Attribution-NonCommercial-NoDerivatives 4.0 International License](#)

**BIMForum, Pennsylvania founded in 2019
2105 Parkview Drive, Haverford, Pennsylvania, 1904-2004 (Pennsylvania-BIMForum)**



	<p>2023 LOD Specification, Public Draft Comment (Pennsylvania-BIMForum)</p> <p>Published December 2023, by Pennsylvania-BIMForum. New Graphics were developed that are different from the copyrighted original LOD graphics that only BIMForum.Global is licensed to use.</p> <p>This publication added some landscape sections that are similar to the land scape content that was originally developed in the BIMForum 2022 LOD Specification.</p>
	<p>2022 LOD Specification (Pennsylvania-BIMForum)</p> <p>Published December 2022, by Pennsylvania-BIMForum. No graphics were provided in this supplement.</p>



[Please Click here to provide feedback to this Version 2024:](#)

Copyright © 2024 by BIMForum Global. All rights reserved.

This document is copyrighted under a
[Creative Commons Attribution-NonCommercial-NoDerivatives 4.0 International License](#)

	<p>2021 LOD Specification (Pennsylvania-BIMForum)</p> <p>Published December 28, 2021, by Pennsylvania-BIMForum. Pennsylvania-BIMForum LOD-21 final 2021-12-28-1.pdf (Part 1 only)</p> <p>Notes: Ascend Building Knowledge Foundation owned some content in this publication which was developed in early 2017 and whose logo appears on the cover of the document. Other contributors also own content that appears throughout the document.</p> <p>The first paragraph of page 4 of this specification by the Pennsylvania-BIMForum clearly states the ownership of intellectual property and references Ascend Building Knowledge Foundation as well as other content creators who have since licensed their content to BIMForum for its use in developing new documents.</p> <p>From a text search of the Pennsylvania-BIMForum 2021 LOD specification, there are approximately 296 graphics in this 2021 LOD Specification, and approximately 270 of them are not owned by the Pennsylvania-BIMForum per their own publication (first paragraph on page 4 of this 2021 spec.). Ascend and BIMForum has obtained permission from the content owners to use this content in BIMForum future documents. No other groups have written permission currently from Ascend or BIMForum to use content from Ascend in future editions of their documents.</p>
	<p>2020 LOD Specification (Pennsylvania-BIMForum)</p> <p>Published December 31, 2020 (2020 LOD Spec.), by Pennsylvania-BIMForum.</p> <p>Pennsylvania-BIMForum LOD-20 final 2020-12-31-1.pdf (Part 1 only)</p> <p>Notes: Ascend Building Knowledge Foundation (Ascend) owned some content in this publication and its logo is shown on the cover of the document. Other contributors also owned their respective content that is sited throughout the document (2020 LOD Spec.) who have since licensed this content to BIMForum for future documents. No other groups have written permission currently from Ascend or BIMForum to use content from Ascend I future editions.</p>





[Please Click here to provide feedback to this Version 2024:](#)

Copyright © 2024 by BIMForum Global. All rights reserved.

This document is copyrighted under a
[Creative Commons Attribution-NonCommercial-NoDerivatives 4.0 International License](#)

**AGC BIMForum, (AGC-BIMForum) formed around 2005-2006 to 2019
Associated General Contractors of America (AGC)**

	<p>2019 LOD Specification (AGC-BIMForum)</p> <p>Published April 2019, by AGC-BIMForum.</p> <p>AGC-BIMForum LOD-19 final 2019-4.pdf (Part 1 only)</p>
	<p>2018 LOD Specification (AGC-BIMForum)</p> <p>Published September 2018 (2018 LOD Spec.), by AGC-BIMForum.</p> <p>AGC-BIMForum LOD-21 final 2017-12.pdf (Part 1 only)</p>



[Please Click here to provide feedback to this Version 2024:](#)

Copyright © 2024 by BIMForum Global. All rights reserved.


This document is copyrighted under a
[Creative Commons Attribution-NonCommercial-NoDerivatives 4.0 International License](#)



2017 LOD Specification (AGC-BIMForum)

Published November 2017 (2017 LOD Spec.), by AGC-BIMForum.

[AGC-BIMForum LOD-17 final 2017-11.pdf \(Part 1 only\)](#)



2016 LOD Specification (AGC-BIMForum)

Published October 2016 (2016 LOD Spec.), by AGC-BIMForum.


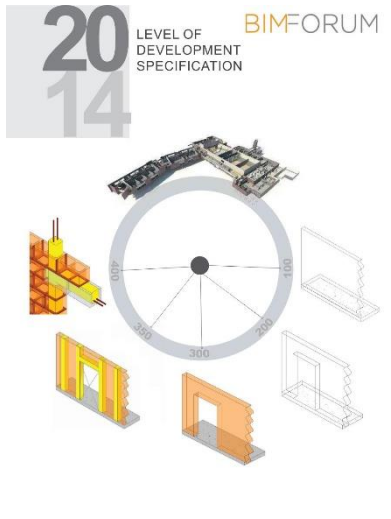
[AGC-BIMForum LOD-16 final 2016-10.pdf \(Part 1 only\)](#)



[Please Click here to provide feedback to this Version 2024:](#)

Copyright © 2024 by BIMForum Global. All rights reserved.

This document is copyrighted under a
[Creative Commons Attribution-NonCommercial-NoDerivatives 4.0 International License](#)

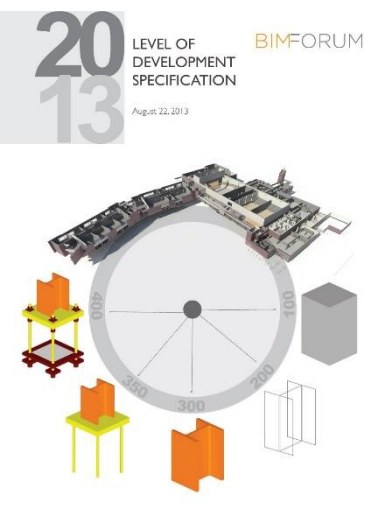
	<p><u>2015 LOD Specification (AGC-BIMForum)</u></p> <p>Published October 2015 (2015 LOD Spec), by AGC-BIMForum.</p> <p><u>AGC-BIMForum LOD-15 final 2015-10.pdf (Part 1 only)</u></p>
	<p><u>2014 LOD Specification (AGC-BIMForum)</u></p> <p>Published December 2014 (2014 LOD Spec), by AGC-BIMForum.</p> <p><u>AGC-BIMForum LOD-14 final 2014-12.pdf</u></p>



[Please Click here to provide feedback to this Version 2024:](#)

Copyright © 2024 by BIMForum Global. All rights reserved.

This document is copyrighted under a
[Creative Commons Attribution-NonCommercial-NoDerivatives 4.0 International License](#)

	<p><u>2013 LOD Specification</u></p> <p>Published August 2013 (2013 LOD Spec), by AGC-BIMForum.</p> <p><u>AGC-BIMForum LOD-13 final 2013-10.pdf</u></p>
---	--

CHANGES FROM OTHER LOD VERSION PRIOR TO THE BIMFORUM 2022 VERSION.

There have been many LOD Specifications in prior years since 2008 for both Level of Detail and Level of Development. This BIMForum Specification provides a new framework from prior LOD Specification. This new approach typically has a single sheet for each Model Element organized in clear sections aligned with a give system, such as structural steel for example (see Figure 5 and Figure 6 below) Additionally, this is the first graphical LOD specification of its kind that is produced in multiple languages with input from international BIMForums outside the US and other similarly aligned BIM groups.

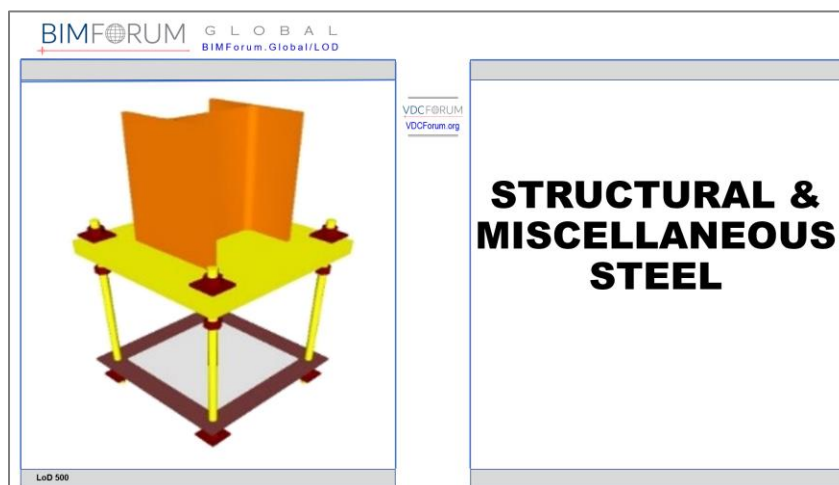


Figure 5: BIMForum LOD Specification's new approach for Model Elements to be organized in clear sections aligned with a give system, such as structural steel in the section heading above.



[Please Click here to provide feedback to this Version 2024:](#)

Copyright © 2024 by BIMForum Global. All rights reserved.

This document is copyrighted under a
[Creative Commons Attribution-NonCommercial-NoDerivatives 4.0 International License](#)









Floor Structural Frame (Steel Framing Column)				Uniformat: 81010.10.30	Omniclass: 21-02 10 10 10 30	Uniclass
LOD	000 ^a	100 ^{b,c}	200 ^{b,c}	  Notes: a. LOD 000 does not exist in many LOD definitions. It has been added in the BIMForum Global LOD Specification to address data situations where no model elements exist and to define content scope when element is omitted from modeling. b. LOD definitions should be defined in the Project Execution Plan (PEP) Building Information Modeling (BIM) section. These may also be referred to as a BIM Execution Plan (BEP) (BEP) on your project. c. In the absence of a PEP, the LOD definitions shall be per the BIMForum Global LOD Definitions Reference.		
	 NO DISTANCE MODEL ELEMENTS EXIST AND NO INFERENCE CAN BE MADE FROM AN OVERALL MASS FOR THESE ELEMENTS AT THIS LOD IN THIS SYSTEM.	 NO DISTANCE MODEL ELEMENTS EXIST BUT INFERENCE ABOUT ELEMENTS CAN BE MADE FROM AN OVERALL MASS AT THIS LOD IN THIS SYSTEM.	 20.01010 10-1.00-200 Floor Structural Frame (Steel Framing Column) From: BIMForum	 24.01010 10-1.00-300 Floor Structural Frame (Steel Framing Column) From: BIMForum	 25.01010 10-1.00-350 Floor Structural Frame (Steel Framing Column) From: BIMForum	 26.01010 10-1.00-400 Floor Structural Frame (Steel Framing Column) From: BIMForum
Description	1. Generic column element. See 010.		See 01010.	1. Element modeling to include: 2. Specific sizes of main vertical structural members modeled per defined structural grid with correct location and orientation	1. Element modeling to include: 2. Actual elevations and location of member connections 3. Main elements of typical connections applied to all structural steel connections such as base plates, gusset plates, anchor rods, etc. 4. Any miscellaneous steel members with correct size, shape, orientation, and material 5. Any steel structure reinforcement such as web stiffeners, sleeve penetrations, etc.	1. Element modeling to include: 2. Welds 3. Casing of members 4. Cap plates 5. Washers, nuts, etc. 6. All assembly elements
Associated Masterformat Sections: 05 10 10						
LoD 500						

Figure 6: BIMForum LOD Specification's new approach for Model Elements to be defined on a Single Sheet Per Element Format.

Revision Process

Public Comment

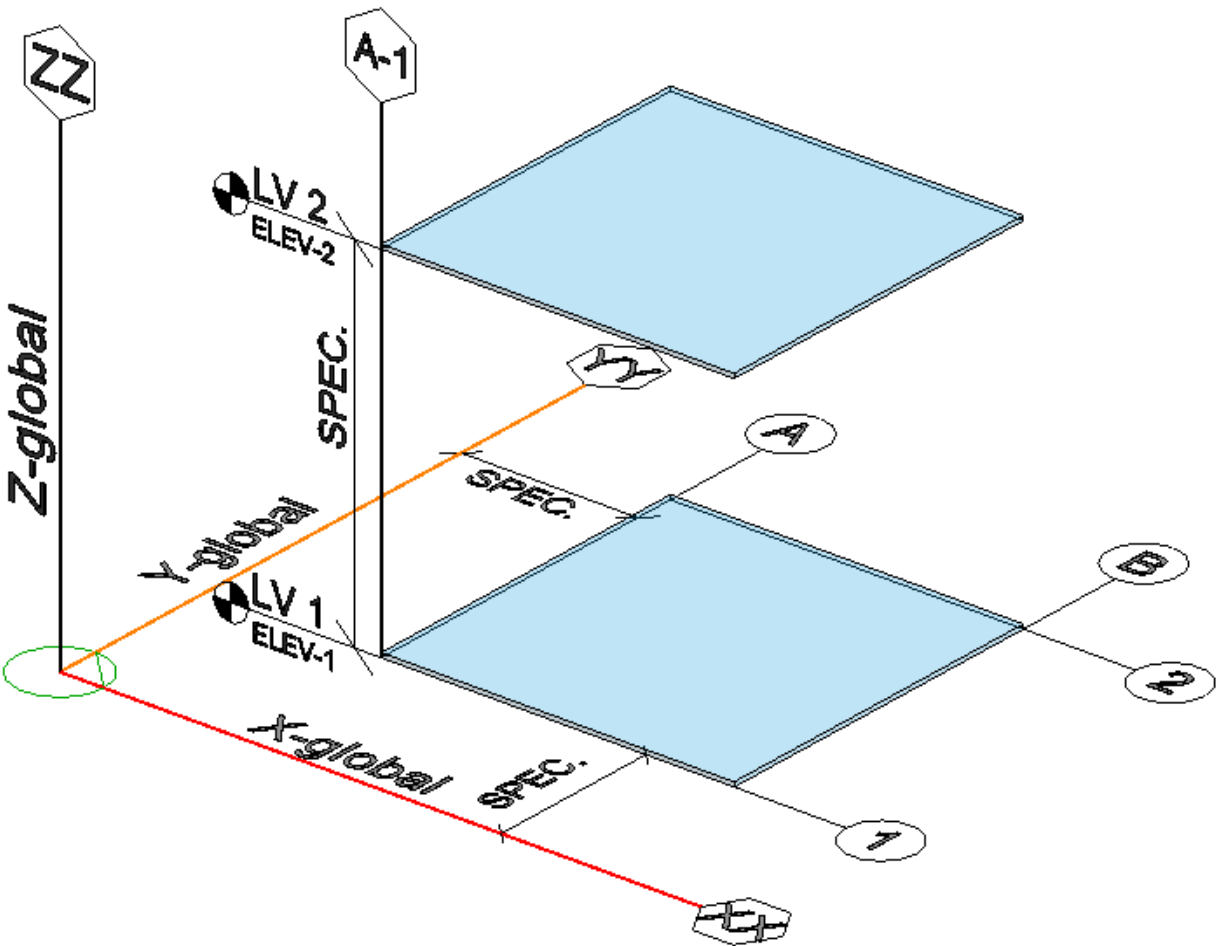
Each new LOD Specifications version is typically first released as a draft for contributor comment. Public comments are also collected from the links at the bottom of the pages of the specification. Feedback is evaluated prior to the publishing of the official version.



[Please Click here to provide feedback to this Version 2024:](#)

Copyright © 2024 by BIMForum Global. All rights reserved.

This document is copyrighted under a
[Creative Commons Attribution-NonCommercial-NoDerivatives 4.0 International License](#)



LoD 500

GENERAL & GENERIC ELEMENTS

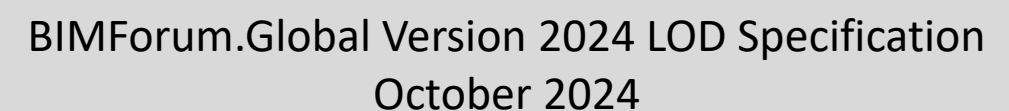


[Please Click here to provide feedback to this Version 2024 Public Draft:](#)
Copyright © 2024 by BIMForum Global. All rights reserved. This document is copyrighted under a [Creative Commons Attribution-NonCommercial-NoDerivatives 4.0 International License](#)



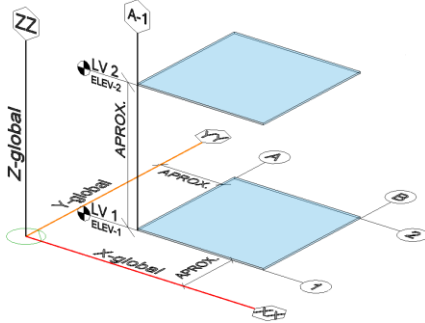
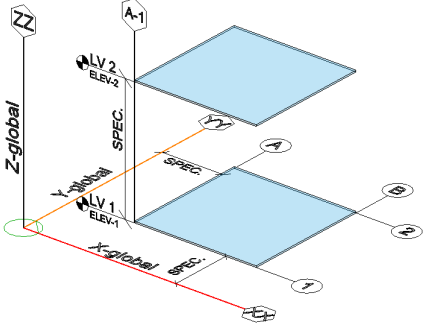


LoD 500




[Please Click here to provide feedback to this Version 2024 Public Draft:](#)
Copyright © 2024 by BIMForum Global. All rights reserved. This document is copyrighted under a [Creative Commons Attribution-NonCommercial-NoDerivatives 4.0 International License](#)



--

LOD	000 ^a	100 ^{b,c}	200 ^{b,c}		300 ^{b,c}	350 ^{b,c}	400 ^{b,c}
	<div><p>NO DISTINCT MODEL ELEMENTS EXIST AND NO INFERENCE CAN BE MADE FROM AN OVERALL MASS FOR THESE ELEMENTS AT THIS LOD IN THIS SYSTEM.</p></div>	<div><p>NO DISTINCT MODEL ELEMENTS EXIST BUT INFERENCE ABOUT ELEMENTS CAN BE MADE FROM AN OVERALL MASS AT THIS LOD IN THIS SYSTEM.</p></div>	<div><p>LOD 200 Grids & Elevation</p><p>From AscendBKF.org</p></div>	<div><div><div><div>BIMFORUM</div><div>GLOBAL</div><div>BIMForum.Global</div></div><div><div>VDCFORUM</div><div>VDCForum.org</div></div></div><p>Notes:</p><p>a. LOD 000 does not exist in many LOD definitions. It has been added in the BIMForum Global LOD Specification to address data structures when no model elements existing and to define contact scopes when element at omitted from modeling.</p><p>b. LOD definitions should be defined in the Project Execution Plan's (PEP) Building Information Modeling (BIM) section. These may also be referred to as a BIM Execution Plan (BxP, BEP) on your project.</p><p>c. In the absence of a PEP, BEP, BxP, etc, the LOD definitions shall be per the BIMForum Global LOD Definitions, Reference: BIMForum.Global/LOD</p></div>	<div><p>LOD 300 Grids & Elevation</p><p>From AscendBKF.org</p></div>	<div>THIS CATEGORY OF OBJECT IS NOT DEFINED FOR THIS LOD</div>	<div>THIS CATEGORY OF OBJECT IS NOT DEFINED FOR THIS LOD</div>
Description			Grids & Elevations		Grids & Elevations		
Associated Masterformat Sections:			Equipment, Building, Campus, Civil, and GIS is approximate in its relation to the content in the given model.		Equipment, Building, Campus, Civil, and GIS is specific in its relation to the content in the given model.		
LoD 500							

LoA



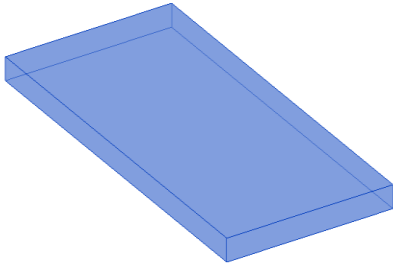


LOD	000 ^a	100 ^{b,c}	200 ^{b,c}	<div><div><div>BIMFORUM</div><div>GLOBAL</div><div>BIMForum.Global</div></div><div><div>VDCFORUM</div><div>VDCForum.org</div></div></div> <div>Notes: a. LOD 000 does not exist in many LOD definitions. It has been added in the BIMForum Global LOD Specification to address data structures when no model elements existing and to define contact scopes when element at omitted from modeling. b. LOD definitions should be defined in the Project Execution Plan's (PEP) Building Information Modeling (BIM) section. These may also be referred to as a BIM Execution Plan (BxP, BEP) on your project. c. In the absence of a PEP, BEP, BxP, etc, the LOD definitions shall be per the BIMForum Global LOD Definitions, Reference: BIMForum.Global/LOD</div>	300 ^{b,c}	350 ^{b,c}	400 ^{b,c}
	<div><p>NO DISTINCT MODEL ELEMENTS EXIST AND NO INFERENCE CAN BE MADE FROM AN OVERALL MASS FOR THESE ELEMENTS AT THIS LOD IN THIS SYSTEM.</p></div>	<div><p>NO DISTINCT MODEL ELEMENTS EXIST BUT INFERENCE ABOUT ELEMENTS CAN BE MADE FROM AN OVERALL MASS AT THIS LOD IN THIS SYSTEM.</p></div>	<div></div>	See Element Sections For Additional Information			
<div>Description</div> <div>Associated Masterformat Sections:</div> <div>01 83 13</div>	<div>Assumptions for structural framing are included in other modeled elements such as an architectural floor element that contains a layer for assumed structural framing depth or schematic structural elements that are not distinguishable by type or material.</div> <div>Assembly depth/thickness or component size and locations still flexible.</div>		Elements are approximate.				
LoD 500							

LoA



[Please Click here to provide feedback to this Version 2024 Public Draft:](#)
Copyright © 2024 by BIMForum Global. All rights reserved. This document is copyrighted under a [Creative Commons Attribution-NonCommercial-NoDerivatives 4.0 International License](#)





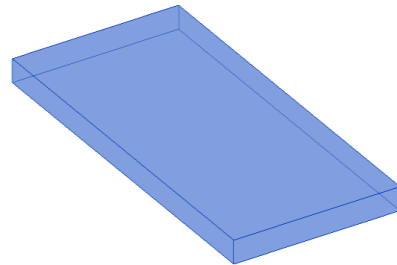
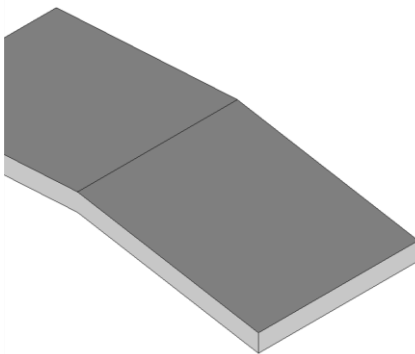
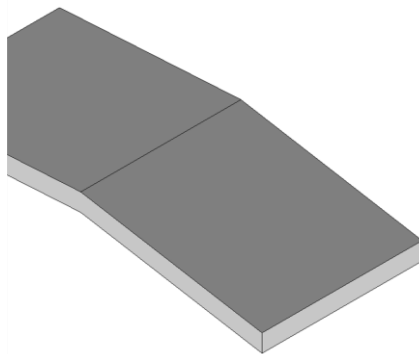
LOD	000 ^a	100 ^{b,c}	200 ^{b,c}		300 ^{b,c}	350 ^{b,c}	400 ^{b,c}
	 <div>NO DISTINCT MODEL ELEMENTS EXIST AND NO INFERENCE CAN BE MADE FROM AN OVERALL MASS FOR THESE ELEMENTS AT THIS LOD IN THIS SYSTEM.</div>	 <div>NO DISTINCT MODEL ELEMENTS EXIST BUT INFERENCE ABOUT ELEMENTS CAN BE MADE FROM AN OVERALL MASS AT THIS LOD IN THIS SYSTEM.</div>		<div><div><div><div><div>BIMFORUM GLOBAL BIMForum.Global</div></div><div><div><div>VDCFORUM VDCForum.org</div></div></div></div><div><div>Notes:</div><div>a. LOD 000 does not exist in many LOD definitions. It has been added in the BIMForum Global LOD Specification to address data structures when no model elements existing and to define contact scopes when element at omitted from modeling.</div><div>b. LOD definitions should be defined in the Project Execution Plan's (PEP) Building Information Modeling (BIM) section. These may also be referred to as a BIM Execution Plan (BxP, BEP) on your project.</div><div>c. In the absence of a PEP, BEP, BxP, etc, the LOD definitions shall be per the BIMForum Global LOD Definitions, Reference: BIMForum.Global/LOD</div></div></div></div>	See Element Sections For Additional Information		
<div>Description</div> <div>Associated Masterformat Sections:</div> <div>01 83 13</div>	See B10		<div>Model elements to include:</div> <div><div>1. Floor with approximate dimensions</div><div>2. Approximate supporting framing members</div><div>3. Structural grids defined accurately</div></div>				
LoD 500							

LoA



[Please Click here to provide feedback to this Version 2024 Public Draft:](#)
Copyright © 2024 by BIMForum Global. All rights reserved. This document is copyrighted under a [Creative Commons Attribution-NonCommercial-NoDerivatives 4.0 International License](#)





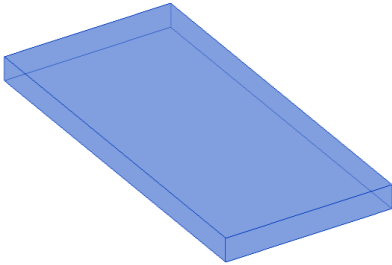
LOD	000 ^a	100 ^{b,c}	200 ^{b,c}	<div><div><div><div><div><div></div><div></div></div><div><div>BIMFORUM</div><div>GLOBAL</div></div><div><div>BIMForum.Global</div></div></div><div><div><div>VDCFORUM</div></div><div><div>VDCForum.org</div></div></div></div><div><div>Notes:</div><div>a. LOD 000 does not exist in many LOD definitions. It has been added in the BIMForum Global LOD Specification to address data structures when no model elements existing and to define contact scopes when element at omitted from modeling.</div><div>b. LOD definitions should be defined in the Project Execution Plan's (PEP) Building Information Modeling (BIM) section. These may also be referred to as a BIM Execution Plan (BxP, BEP) on your project.</div><div>c. In the absence of a PEP, BEP, BxP, etc, the LOD definitions shall be per the BIMForum Global LOD Definitions, Reference: BIMForum.Global/LOD</div></div></div></div>	300 ^{b,c}	350 ^{b,c}	400 ^{b,c}
	<div><p>NO DISTINCT MODEL ELEMENTS EXIST AND NO INFERENCE CAN BE MADE FROM AN OVERALL MASS FOR THESE ELEMENTS AT THIS LOD IN THIS SYSTEM.</p></div>	<div><p>NO DISTINCT MODEL ELEMENTS EXIST BUT INFERENCE ABOUT ELEMENTS CAN BE MADE FROM AN OVERALL MASS AT THIS LOD IN THIS SYSTEM.</p></div>	<div></div>		<div></div>	<div></div>	<div>See Element Sections For Fabrication Level Information</div>
<div><div>Description</div><div>Associated Masterformat Sections:</div></div>	<div>See fundamental definitions</div>		<div>Generic model element</div> <div>Nominal overall unit scope shall include:</div> <div><div><div>1.</div><div>Nominal plan dimensions (length, width)</div></div><div><div>2.</div><div>Nominal vertical dimensions (levels, landings)</div></div></div>		<div>Major ramp support elements are modeled to disability access standards.</div> <div>Element is accurate as to:</div> <div><div><div>1.</div><div>Width</div></div><div><div>2.</div><div>Grade</div></div><div><div>3.</div><div>Landing geometry</div></div></div>	<div>Secondary ramp support elements are modeled (hangers, brackets, handrail, tactiles location, connection points etc.).</div>	<div>All ramp elements are modeled to support fabrication and installation.</div>
LoD 500							

LoA



[Please Click here to provide feedback to this Version 2024 Public Draft:](#)
Copyright © 2024 by BIMForum Global. All rights reserved. This document is copyrighted under a [Creative Commons Attribution-NonCommercial-NoDerivatives 4.0 International License](#)



LOD	000 ^a	100 ^{b,c}	200 ^{b,c}
	 <p>NO DISTINCT MODEL ELEMENTS EXIST AND NO INFERENCE CAN BE MADE FROM AN OVERALL MASS FOR THESE ELEMENTS AT THIS LOD IN THIS SYSTEM.</p>	 <p>NO DISTINCT MODEL ELEMENTS EXIST BUT INFERENCE ABOUT ELEMENTS CAN BE MADE FROM AN OVERALL MASS AT THIS LOD IN THIS SYSTEM.</p>	
Description	N/A		Generic roof objects separated by type of material. Approximate thickness of layer represented by a single assembly. Layouts and locations still flexible.
Associated Masterformat Sections:			
03 30 00 / 03 40 00 / 03 50 00 / 03 52 00 / 05 30 00 / 05 34 00 / 05 35 00 / 06 12 00 / 06 15 00 / 06 16 00 / 06 18 00 / 06 53 00 / 06 73 00			
LoD 500			



BIMForum.Global



VDCForum.org

Notes:

a. LOD 000 does not exist in many LOD definitions. It has been added in the BIMForum Global LOD Specification to address data structures when no model elements existing and to define contact scopes when element at omitted from modeling.

b. LOD definitions should be defined in the Project Execution Plan's (PEP) Building Information Modeling (BIM) section. These may also be referred to as a BIM Execution Plan (BxP, BEP) on your project.

c. In the absence of a PEP, BEP, BxP, etc, the LOD definitions shall be per the BIMForum Global LOD Definitions, Reference: [BIMForum.Global/LOD](https://www.bimforum.org/global/LOD)




300 ^{b,c}	350 ^{b,c}	400 ^{b,c}
See Element Sections For Additional Information		
Penetrations are modeled to nominal dimensions for major roof openings such as skylights and large mechanical elements.	All penetrations are modeled at actual rough-opening dimensions. Framing members at openings are modeled.	Element modeling to include: <ol style="list-style-type: none">1. Studs and tracks2. Individual masonry units3. Reinforcing4. Sheathing5. Insulation

LoA



Please Click here to provide feedback to this Version 2024 Public Draft:
Copyright © 2024 by BIMForum Global. All rights reserved. This document is copyrighted under a [Creative Commons Attribution-NonCommercial-NoDerivatives 4.0 International License](https://creativecommons.org/licenses/by-nc-nd/4.0/)






LOD	000 ^a	100 ^{b,c}	200 ^{b,c}		300 ^{b,c}	350 ^{b,c}	400 ^{b,c}
	 <p>NO DISTINCT MODEL ELEMENTS EXIST AND NO INFERENCE CAN BE MADE FROM AN OVERALL MASS FOR THESE ELEMENTS AT THIS LOD IN THIS SYSTEM.</p>	 <p>NO DISTINCT MODEL ELEMENTS EXIST BUT INFERENCE ABOUT ELEMENTS CAN BE MADE FROM AN OVERALL MASS AT THIS LOD IN THIS SYSTEM.</p>		<div><div><div><div>BIMFORUM</div><div>GLOBAL</div><div>BIMForum.Global</div></div><div><div>VDCFORUM</div><div>VDCForum.org</div></div></div><div><p>Notes:</p><p>a. LOD 000 does not exist in many LOD definitions. It has been added in the BIMForum Global LOD Specification to address data structures when no model elements existing and to define contact scopes when element at omitted from modeling.</p><p>b. LOD definitions should be defined in the Project Execution Plan's (PEP) Building Information Modeling (BIM) section. These may also be referred to as a BIM Execution Plan (BxP, BEP) on your project.</p><p>c. In the absence of a PEP, BEP, BxP, etc, the LOD definitions shall be per the BIMForum Global LOD Definitions, Reference: BIMForum.Global/LOD</p></div></div>	See Element Sections For Additional Information		
<p>Description</p> <p>Associated Masterformat Sections:</p> <p>01 83 16</p>	<p>Solid mass model representing overall building volume; or, schematic wall elements that are not distinguishable by type or material.</p> <p>Assembly depth/thickness and locations still flexible.</p>						
LoD 500							

LoA



[Please Click here to provide feedback to this Version 2024 Public Draft:](#)
Copyright © 2024 by BIMForum Global. All rights reserved. This document is copyrighted under a [Creative Commons Attribution-NonCommercial-NoDerivatives 4.0 International License](#)



LOD	000 ^a	100 ^{b,c}	200 ^{b,c}
	 <div>NO DISTINCT MODEL ELEMENTS EXIST AND NO INFERENCE CAN BE MADE FROM AN OVERALL MASS FOR THESE ELEMENTS AT THIS LOD IN THIS SYSTEM.</div>	 <div>NO DISTINCT MODEL ELEMENTS EXIST BUT INFERENCE ABOUT ELEMENTS CAN BE MADE FROM AN OVERALL MASS AT THIS LOD IN THIS SYSTEM.</div>	
<div>Description</div> <div>Associated Masterformat Sections: 03 30 00 / 03 40 00 / 04 20 00 / 05 41 00 / 06 11 00 / 06 12 00 / 06 16 00</div>	N/A		<div>Generic wall objects separated by type of material (e.g. brick wall vs. terracotta).</div> <div>Approximate thickness of layer represented by a single assembly.</div> <div>Layouts and locations still flexible.</div>

BIMFORUM

GLOBAL

BIMForum.Global

VDCFORUM

VDCForum.org

Notes:

a. LOD 000 does not exist in many LOD definitions. It has been added in the BIMForum Global LOD Specification to address data structures when no model elements existing and to define contact scopes when element at omitted from modeling.

b. LOD definitions should be defined in the Project Execution Plan's (PEP) Building Information Modeling (BIM) section. These may also be referred to as a BIM Execution Plan (BxP, BEP) on your project.

c. In the absence of a PEP, BEP, BxP, etc, the LOD definitions shall be per the BIMForum Global LOD Definitions, Reference: [BIMForum.Global/LOD](#)

300 ^{b,c}	350 ^{b,c}	400 ^{b,c}
See Element Sections For Additional Information		
<div>Specific wall modeled to actual dimensions.</div> <div>Penetrations are modeled to nominal dimensions for major wall openings such as windows, doors, and large mechanical elements.</div>	<div>Exterior wall construction modeled as a separate element.</div> <div>All penetrations are modeled at actual rough-opening dimensions.</div> <div>Headers and jamb framing are modeled.</div>	<div>Element modeling to include:</div> <div><div>1. Studs and tracks</div><div>2. Individual masonry units</div><div>3. Reinforcing</div><div>4. Sheathing</div><div>5. Insulation</div></div>

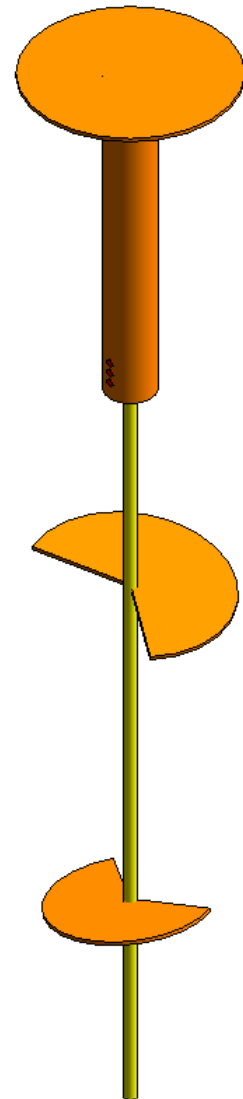
LoD 500

LoA



[Please Click here to provide feedback to this Version 2024 Public Draft:](#)
Copyright © 2024 by BIMForum Global. All rights reserved. This document is copyrighted under a [Creative Commons Attribution-NonCommercial-NoDerivatives 4.0 International License](#)





LoD 500

FOUNDATION, SPECIALTY (Other than CIP Concrete)



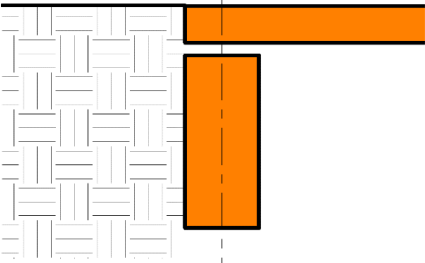


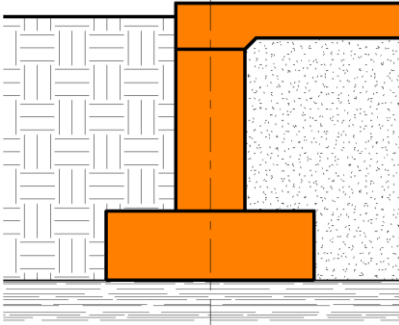


[Please Click here to provide feedback to this Version 2024 Public Draft:](#)

Copyright © 2024 by BIMForum Global. All rights reserved. This document is copyrighted under a [Creative Commons Attribution-NonCommercial-NoDerivatives 4.0 International License](#)



LoA




LOD	000 ^a	100 ^{b,c}	200 ^{b,c}		300 ^{b,c}	350 ^{b,c}	400 ^{b,c}
	<div><p>NO DISTINCT MODEL ELEMENTS EXIST AND NO INFERENCE CAN BE MADE FROM AN OVERALL MASS FOR THESE ELEMENTS AT THIS LOD IN THIS SYSTEM.</p></div>	<div><p>NO DISTINCT MODEL ELEMENTS EXIST BUT INFERENCE ABOUT ELEMENTS CAN BE MADE FROM AN OVERALL MASS AT THIS LOD IN THIS SYSTEM.</p></div>	<div><p>From lkerd.com</p></div>	<div><div><div><p>BIMForum.Global</p></div><div><p>VDCForum.org</p></div></div><p>Notes:</p><p>a. LOD 000 does not exist in many LOD definitions. It has been added in the BIMForum Global LOD Specification to address data structures when no model elements existing and to define contact scopes when element at omitted from modeling.</p><p>b. LOD definitions should be defined in the Project Execution Plan's (PEP) Building Information Modeling (BIM) section. These may also be referred to as a BIM Execution Plan (BxP, BEP) on your project.</p><p>c. In the absence of a PEP, BEP, BxP, etc, the LOD definitions shall be per the BIMForum Global LOD Definitions, Reference: BIMForum.Global/LOD</p></div>	<div><p>1 A1010.10-LOD-300 Wall Foundation</p><p>From lkerd.com</p></div>	See Element Sections For Additional Information	
Description	See A10		See A10		Elements are modeled to the design-specified size and shape of the foundation.		
Associated Masterformat Sections:					Element modeling to include:		
01 82 13					<div><div>1. Overall size and geometry of the foundation element</div><div>2. Sloping surfaces or floor depressions</div><div>3. External dimensions of the members</div><div>4. Main openings such as elevators and other shafts</div></div>		
LoD 500							

LoA





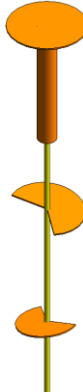
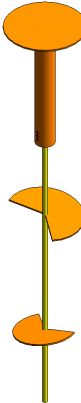


[Please Click here to provide feedback to this Version 2024 Public Draft:](#)
Copyright © 2024 by BIMForum Global. All rights reserved. This document is copyrighted under a [Creative Commons Attribution-NonCommercial-NoDerivatives 4.0 International License](#)






LOD	000 ^a	100 ^{b,c}	200 ^{b,c}	<div><div><div><div><div>BIMFORUM</div><div>GLOBAL</div><div>BIMForum.Global</div></div><div><div>VDCFORUM</div><div>VDCForum.org</div></div></div></div><div>Notes: a. LOD 000 does not exist in many LOD definitions. It has been added in the BIMForum Global LOD Specification to address data structures when no model elements existing and to define contact scopes when element at omitted from modeling. b. LOD definitions should be defined in the Project Execution Plan's (PEP) Building Information Modeling (BIM) section. These may also be referred to as a BIM Execution Plan (BxP, BEP) on your project. c. In the absence of a PEP, BEP, BxP, etc, the LOD definitions shall be per the BIMForum Global LOD Definitions, Reference: BIMForum.Global/LOD</div></div>	300 ^{b,c}	350 ^{b,c}	400 ^{b,c}
	<div><p>NO DISTINCT MODEL ELEMENTS EXIST AND NO INFERENCE CAN BE MADE FROM AN OVERALL MASS FOR THESE ELEMENTS AT THIS LOD IN THIS SYSTEM.</p></div>	<div><p>NO DISTINCT MODEL ELEMENTS EXIST BUT INFERENCE ABOUT ELEMENTS CAN BE MADE FROM AN OVERALL MASS AT THIS LOD IN THIS SYSTEM.</p></div>	<div><p>From AscendBKF.org</p></div>	See Element Sections For Additional Information			
Description	See A10		See A10	See A1010	Element modeling to include:	Element modeling to include:	
Associated Masterformat Sections:				Elevator pit slabs are sloped correctly	1. Location and size of sleeve penetrations and MEP openings	1. Rebar detailing including hooks and lap splices	
31 60 00				Sump pits are shown at correct locations and geometries	2. Chamfer	2. Dowels	
					3. Pour joints	3. Moisture retarder	
					4. Dowels	4. Coursing for unit masonry defined	
					5. All elements needed for cross-trade collaboration are to be modeled	5. Waterproofing	
					6. Actual location and shape of structural element		
					7. Exposed embeds or reinforcement such as lintels		
					8. Penetrations detailed and modeled		
					9. Expansion joints		
LoD 500							

LoA

LOD	000 ^a	100 ^{b,c}	200 ^{b,c}	<div><div><div>BIMFORUM GLOBAL BIMForum.Global</div><div>VDCFORUM VDCForum.org</div></div><div>Notes: a. LOD 000 does not exist in many LOD definitions. It has been added in the BIMForum Global LOD Specification to address data structures when no model elements existing and to define contact scopes when element at omitted from modeling. b. LOD definitions should be defined in the Project Execution Plan's (PEP) Building Information Modeling (BIM) section. These may also be referred to as a BIM Execution Plan (BxP, BEP) on your project. c. In the absence of a PEP, BEP, BxP, etc, the LOD definitions shall be per the BIMForum Global LOD Definitions, Reference: BIMForum.Global/LOD</div></div>	300 ^{b,c}	350 ^{b,c}	400 ^{b,c}
	<div><p>NO DISTINCT MODEL ELEMENTS EXIST AND NO INFERENCE CAN BE MADE FROM AN OVERALL MASS FOR THESE ELEMENTS AT THIS LOD IN THIS SYSTEM.</p></div>	<div><p>NO DISTINCT MODEL ELEMENTS EXIST BUT INFERENCE ABOUT ELEMENTS CAN BE MADE FROM AN OVERALL MASS AT THIS LOD IN THIS SYSTEM.</p></div>	<div><p><i>A1020.10.10 LOD 200 Helical Pier</i> From AscendBKF.org</p></div>	<div><p><i>A1020.10.10 LOD 300 Helical Pier</i> From AscendBKF.org</p></div>	<div><p><i>A1020.10.10 LOD 350 Helical Pier</i></p></div>	<div><p><i>A1020.10.10 LOD 400 Helical Pier</i> From AscendBKF.org</p></div>	
Description	See A10		See A10		Element modeling to include: <div><div>1. Pile system type</div><div>2. Pile material</div><div>3. Coating</div><div>4. Influence area modeled or accommodated by model checking software</div></div>	Element modeling to include: <div><div>1. Spacing</div><div>2. Plate Size</div><div>3. Bearing Strata</div></div>	Element modeling to include: <div><div>1. Full fabrication connections</div></div>
Associated Masterformat Sections:							
N/A							
LoD 500							

LoA




LOD	000 ^a	100 ^{b,c}	200 ^{b,c}		300 ^{b,c}	350 ^{b,c}	400 ^{b,c}
	 <p>NO DISTINCT MODEL ELEMENTS EXIST AND NO INFERENCE CAN BE MADE FROM AN OVERALL MASS FOR THESE ELEMENTS AT THIS LOD IN THIS SYSTEM.</p>	 <p>NO DISTINCT MODEL ELEMENTS EXIST BUT INFERENCE ABOUT ELEMENTS CAN BE MADE FROM AN OVERALL MASS AT THIS LOD IN THIS SYSTEM.</p>		<div><div><div>BIMFORUM</div><div>GLOBAL</div><div>BIMForum.Global</div></div><div><div>VDCFORUM</div><div>VDCForum.org</div></div></div> <p>Notes:</p> <p>a. LOD 000 does not exist in many LOD definitions. It has been added in the BIMForum Global LOD Specification to address data structures when no model elements existing and to define contact scopes when element at omitted from modeling.</p> <p>b. LOD definitions should be defined in the Project Execution Plan's (PEP) Building Information Modeling (BIM) section. These may also be referred to as a BIM Execution Plan (BxP, BEP) on your project.</p> <p>c. In the absence of a PEP, BEP, BxP, etc, the LOD definitions shall be per the BIMForum Global LOD Definitions, Reference: BIMForum.Global/LOD</p>	See Element Sections For Additional Information		
<p>Description</p> <p>Associated Masterformat Sections:</p> <p>01 82 16</p>	<p>Solid mass model representing overall building volume; or, schematic wall elements that are not distinguishable by type or material.</p> <p>Assembly depth/thickness and locations still flexible.</p>		<p>Element modeling to include:</p> <ol style="list-style-type: none">1. Approximate size and shape of the subgrade enclosure element.2. Structural building grids for local project coordinate system are defined in model and coordinated with global civil coordinate system (State Plane Coordinate System, etc).3. Suggested Baseline Attributes4. Member Type				
LoD 500							

LoA



[Please Click here to provide feedback to this Version 2024 Public Draft:](#)
Copyright © 2024 by BIMForum Global. All rights reserved. This document is copyrighted under a [Creative Commons Attribution-NonCommercial-NoDerivatives 4.0 International License](#)



LOD	000 ^a	100 ^{b,c}	200 ^{b,c}
	<div><p>NO DISTINCT MODEL ELEMENTS EXIST AND NO INFERENCE CAN BE MADE FROM AN OVERALL MASS FOR THESE ELEMENTS AT THIS LOD IN THIS SYSTEM.</p></div>	<div><p>NO DISTINCT MODEL ELEMENTS EXIST BUT INFERENCE ABOUT ELEMENTS CAN BE MADE FROM AN OVERALL MASS AT THIS LOD IN THIS SYSTEM.</p></div>	<div></div>
Description	See A20		See A20
Associated Masterformat Sections:			
01 82 16			

BIMFORUM

GLOBAL

BIMForum.Global

VDCFORUM

VDCForum.org

Notes:

a. LOD 000 does not exist in many LOD definitions. It has been added in the BIMForum Global LOD Specification to address data structures when no model elements existing and to define contact scopes when element at omitted from modeling.

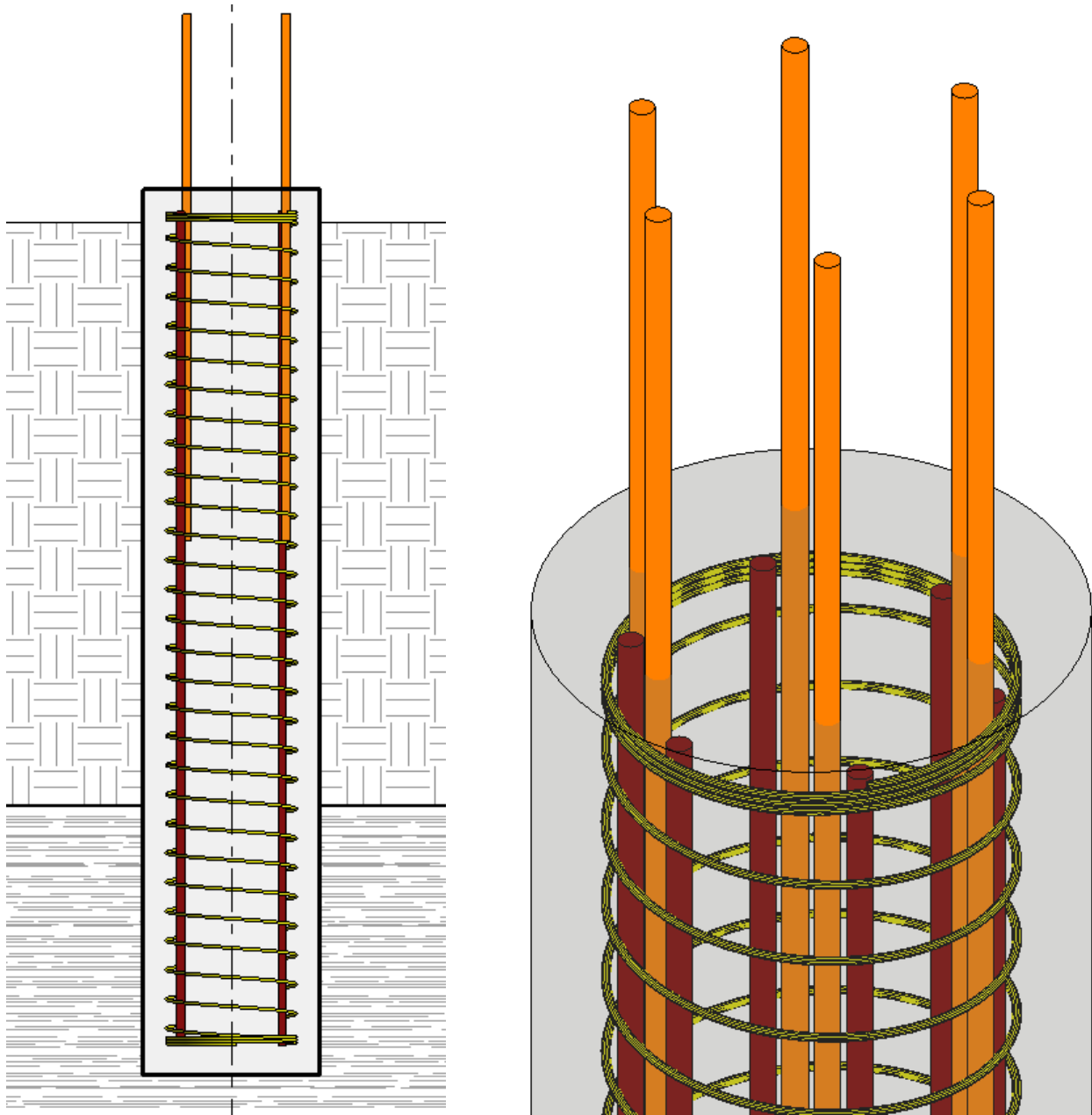
b. LOD definitions should be defined in the Project Execution Plan's (PEP) Building Information Modeling (BIM) section. These may also be referred to as a BIM Execution Plan (BxP, BEP) on your project.

c. In the absence of a PEP, BEP, BxP, etc, the LOD definitions shall be per the BIMForum Global LOD Definitions, Reference: [BIMForum.Global/LOD](https://www.bimforum.org/global/LOD)

300 ^{b,c}	350 ^{b,c}	400 ^{b,c}
See Element Sections For Additional Information		
Element modeling to include: <ul style="list-style-type: none">1. Overall size and geometry of the subgrade element2. Sloping surfaces3. External dimensions of the element4. Major openings such as large mechanical elements modeled to nominal dimensions.	Element modeling to include: <ul style="list-style-type: none">1. Chamfers2. All penetrations modeled to rough opening dimensions.3. Pour joints4. Rebar and any embedded elements modeled at congested areas where specified by project BXP which is typically with in a set distance from the area of congestion.5. Any permanent shoring or forming structures such as void boxes6. Insulation7. Expansion joints8. Moisture retarder9. Exposed embeds or reinforcement such as lintels10. Penetrations detailed and modeled11. Expansion joints	Element modeling to include: <ul style="list-style-type: none">1. Rebar including hooks and lap splices2. Dowels3. Coursing for unit masonry defined4. Waterproofing

LoD 500



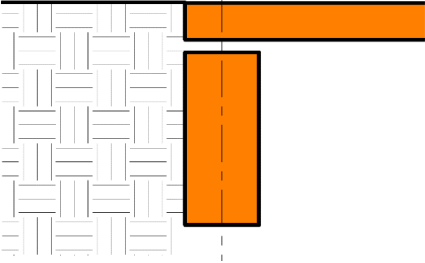
LoA



LoD 500

CONCRETE, CAST IN PLACE



LOD	000 ^a	100 ^{b,c}	200 ^{b,c}
	<div><p>NO DISTINCT MODEL ELEMENTS EXIST AND NO INFERENCE CAN BE MADE FROM AN OVERALL MASS FOR THESE ELEMENTS AT THIS LOD IN THIS SYSTEM.</p></div>	<div><p>NO DISTINCT MODEL ELEMENTS EXIST BUT INFERENCE CAN BE MADE FROM AN OVERALL MASS AT THIS LOD IN THIS SYSTEM.</p></div>	<div><p>From lkerd.com</p></div>
Description	See A10		See A10
Associated Masterformat Sections:			
03 30 00 / 03 40 00 / 04 20 00 / 06 14 00			
LoD 500			



BIMForum.Global



VDCForum.org

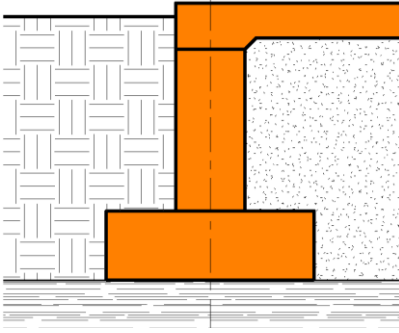
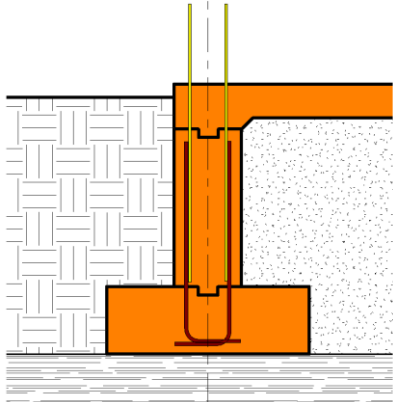
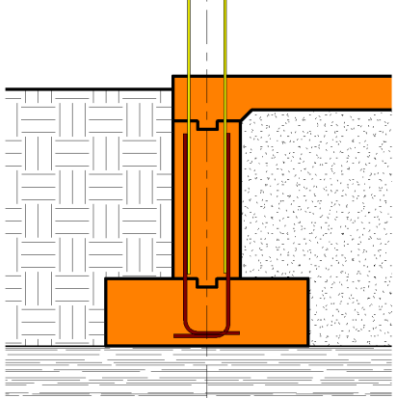
Notes:

a. LOD 000 does not exist in many LOD definitions. It has been added in the BIMForum Global LOD Specification to address data structures when no model elements existing and to define contact scopes when element at omitted from modeling.

b. LOD definitions should be defined in the Project Execution Plan's (PEP) Building Information Modeling (BIM) section. These may also be referred to as a BIM Execution Plan (BxP, BEP) on your project.

c. In the absence of a PEP, BEP, BxP, etc, the LOD definitions shall be per the BIMForum Global LOD Definitions, Reference:

[BIMForum.Global/LOD](#)



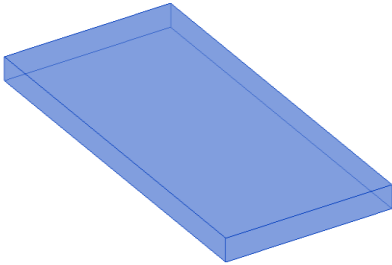
300 ^{b,c}	350 ^{b,c}	400 ^{b,c}
<div><p>1 A1010.10-LOD-300 Wall Foundation</p><p>From lkerd.com</p></div>	<div><p>2 A1010.10-LOD-350 Wall Foundations (Shallow Foundations)</p><p>From lkerd.com</p></div>	<div><p>2 A1010.10-LOD-350 Wall Foundations (Shallow Foundations)</p><p>From lkerd.com</p></div>
Element modeling to include: <ul style="list-style-type: none">Overall size and geometry of the foundation elementSloping surfaces.External dimensions of the membersGeotechnical bearing strata elevation is modeled from geotechnical report.Area of bearing influence – modeled or accommodated by model checking software Image Notes: <ul style="list-style-type: none">Wall foundation sizes are accurately modeled with footings where applicable.Bearing elevation is modeled from the geotechnical report.Geotechnical regions are shown for context and not required to be modeled as part of this element at this LOD.See slab on grade for related conditions at this LOD.	Element modeling to include: <p>Location of sleeve penetrations, Pour joints, Chamfer, Moisture retarder, Dowels</p> <ul style="list-style-type: none">All exposed embeds or reinforcement such as lintelsExpansion jointsGeotechnical Bearing Strata is modeled from geotechnical report estimates. Image Notes: <ul style="list-style-type: none">Grade beam sizes are modeled with interfaces to other systems such as but not limited to slab turn downs, key-ways between concrete pours, construction joints and reinforcing dowels into adjacent pours.Bearing elevation is modeled from the geotechnical report with the addition on interface elements such as void boxes where applicable.Geotechnical regions are shown for context and not required to be modeled as part of this element at this LOD.See slab on grade for related conditions at this LOD.	Element modeling to include: <ul style="list-style-type: none">Rebar including hooks and lap splicesDowelsCoursing for unit masonry definedWaterproofing

LoA



Please Click here to provide feedback to this Version 2024 Public Draft:
Copyright © 2024 by BIMForum Global. All rights reserved. This document is copyrighted under a Creative Commons Attribution-NonCommercial-NoDerivatives 4.0 International License



LOD	000 ^a	100 ^{b,c}	200 ^{b,c}
	 <p>NO DISTINCT MODEL ELEMENTS EXIST AND NO INFERENCE CAN BE MADE FROM AN OVERALL MASS FOR THESE ELEMENTS AT THIS LOD IN THIS SYSTEM.</p>	 <p>NO DISTINCT MODEL ELEMENTS EXIST BUT INFERENCE ABOUT ELEMENTS CAN BE MADE FROM AN OVERALL MASS AT THIS LOD IN THIS SYSTEM.</p>	
Description	See B10		Element modeling to include: <ol style="list-style-type: none">Type of structural concrete systemApproximate geometry (e.g. depth) of structural elements
Associated Masterformat Sections:			
03 30 00 / 03 40 00			
LoD 500			

BIMFORUM

GLOBAL

BIMForum.Global

VDCFORUM

VDCForum.org

Notes:

a. LOD 000 does not exist in many LOD definitions. It has been added in the BIMForum Global LOD Specification to address data structures when no model elements existing and to define contact scopes when element at omitted from modeling.

b. LOD definitions should be defined in the Project Execution Plan's (PEP) Building Information Modeling (BIM) section. These may also be referred to as a BIM Execution Plan (BxP, BEP) on your project.

c. In the absence of a PEP, BEP, BxP, etc, the LOD definitions shall be per the BIMForum Global LOD Definitions, Reference: [BIMForum.Global/LOD](#)



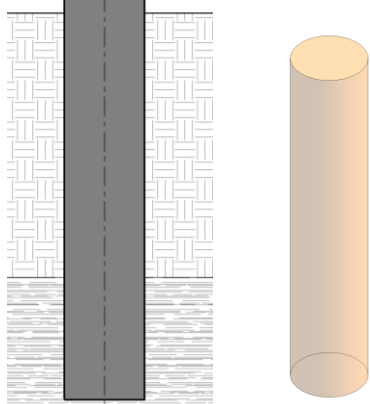
300 ^{b,c}	350 ^{b,c}	400 ^{b,c}
See Element Sections For Additional Information		
Element modeling to include: <ol style="list-style-type: none">Composite model assembly by type with overall thickness of structural frameSpecific sizes and locations of main concrete structural members modeled per defined structural grid with correct orientationConcrete defined per spec (strength, air entrainment, aggregate size, etc.)All sloping surfaces included in model element with exception of elements affected by manufacturer selection	Element modeling to include: <ol style="list-style-type: none">Reinforcing Post-tension profiles and strand locationsReinforcement called out, modeled if required by the BXP, typically only in congested areasPour joints and sequences to help identify reinforcing lap splice locations, scheduling, etc.Expansion JointsEmbeds and anchor rodsPost-tension profile and strands modeled if required by the BXPPenetrations for items such as MEPAny permanent forming or shoring componentsShear reinforcing and stud railsCritical structural zones for coordination, including but not limited to zones that cannot be penetrated, cut, or damaged.Chamfer	Element modeling to include: <ol style="list-style-type: none">All reinforcement including post tension elements detailed and modeled camber, etc.

LoA



Please Click here to provide feedback to this Version 2024 Public Draft:
Copyright © 2024 by BIMForum Global. All rights reserved. This document is copyrighted under a Creative Commons Attribution-NonCommercial-NoDerivatives 4.0 International License



LOD	000 ^a	100 ^{b,c}	200 ^{b,c}
	<div><p>NO DISTINCT MODEL ELEMENTS EXIST AND NO INFERENCE CAN BE MADE FROM AN OVERALL MASS FOR THESE ELEMENTS AT THIS LOD IN THIS SYSTEM.</p></div>	<div><p>NO DISTINCT MODEL ELEMENTS EXIST BUT INFERENCE ABOUT ELEMENTS CAN BE MADE FROM AN OVERALL MASS AT THIS LOD IN THIS SYSTEM.</p></div>	<div></div>
Description	See A10	See A10	Approximate geometry.
Associated Masterformat Sections:			
03 30 00			
LoD 500			



BIMForum.Global



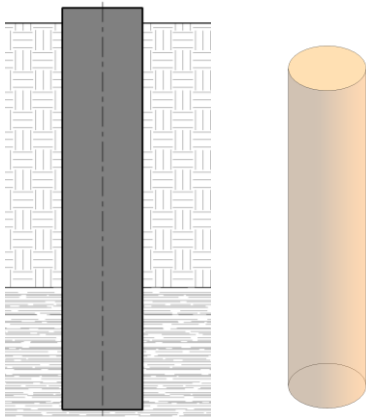
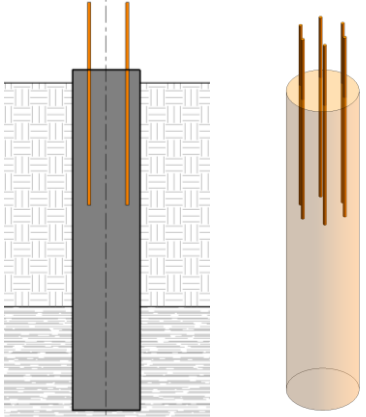
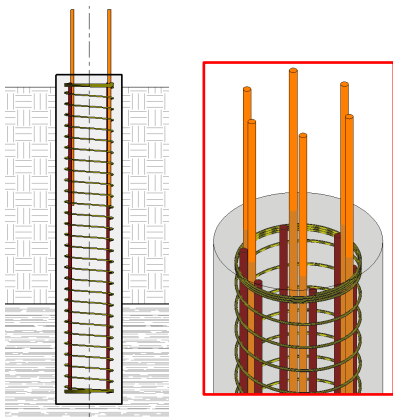
VDCForum.org

Notes:

a. LOD 000 does not exist in many LOD definitions. It has been added in the BIMForum Global LOD Specification to address data structures when no model elements existing and to define contact scopes when element at omitted from modeling.

b. LOD definitions should be defined in the Project Execution Plan's (PEP) Building Information Modeling (BIM) section. These may also be referred to as a BIM Execution Plan (BxP, BEP) on your project.

c. In the absence of a PEP, BEP, BxP, etc, the LOD definitions shall be per the BIMForum Global LOD Definitions, Reference: [BIMForum.Global/LOD](https://www.bimforum.org/global/LOD)

300 ^{b,c}	350 ^{b,c}	400 ^{b,c}
<div><p>3 A1010.30-LOD-300 Column Foundations (Deep Foundations)</p><p>From lkerd.com</p></div>	<div><p>4 A1010.30-LOD-350 Column Foundations</p><p>From lkerd.com</p></div>	<div><p>5 A1010.30-LOD-400 Column Foundation</p><p>From lkerd.com</p></div>
<div>Element modeling to include:</div> <div><div><div>1. Assumed bearing depth per geotechnical report with designed penetration geometry modeled.</div><div>2. Top of Pier</div><div>3. Size of Pier</div><div>4. Area of bearing influence - modeled or accommodated by model checking software</div></div></div> <div>Image Notes:</div> <div><div><div>1. Pier sizes are accurately modeled with top of pier elevation, estimated depth to bearing and specified depth of penetration into bearing strata.</div><div>2. Geotechnical regions are shown for context and not required to be modeled as part of this element at this LOD.</div></div></div>	<div>Element modeling to include:</div> <div><div><div>1. Actual Top of Pier (TOP) and expected Bottom of Pier (BOT) modeled per engineer's review of site conditions.</div><div>2. Foundation dowel locations and anchor rods if applicable.</div></div></div> <div>Image Notes:</div> <div><div><div>1. Pier sizes are accurately modeled with interfaces to other systems such as but not limited to slab turn downs, key-ways between concrete pours, construction joints and reinforcing dowels into adjacent pours.</div><div>2. Geotechnical regions are shown for context and not required to be modeled as part of this element at this LOD.</div></div></div>	<div>Element modeling to include:</div> <div><div><div>1. Depth to bearing stratum</div><div>2. Penetration into bearing stratum</div><div>3. Locations of lap splices</div><div>4. Rebar including hooks and lap splices</div><div>5. Dowels</div><div>6. Pier sled or Pier wheel for side clear cover</div><div>7. Pier bolster for bottom clear cover</div></div></div> <div>Image Notes:</div> <div><div><div>1. Pier modeling is developed to include all fabrication content that is part of the element.</div><div>2. Geotechnical regions are shown for context and not required to be modeled as part of this element at this LOD.</div><div>3. Pier sled, pier wheel, pier bolsters and other related items are not shown in image for clarity.</div></div></div>



LoA



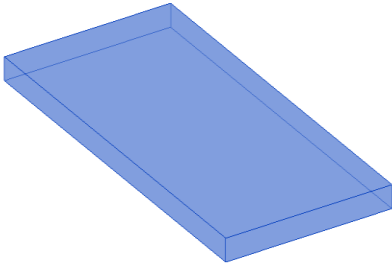
LOD	000 ^a	100 ^{b,c}	200 ^{b,c}	<div><div><div><div><div><div></div><div></div></div><div><div></div><div></div></div></div><div><div></div><div></div></div><div><div></div><div></div></div></div><div><div></div><div></div></div><div><div></div><div></div></div></div><div><div></div><div></div></div><div><div></div><div></div></div></div> <div><div></div><div></div></div> <div><div></div><div></div></div> <div><div></div><div></div></div> <div><div></div><div></div></div> <div><div></div><div></div></div> <div><div></div><div></div></div> <div><div></div><div></div></div> <div><div></div><div></div></div> <div><div></div><div></div></div> <div><div></div><div></div></div> <div><div></div><div></div></div> <div><div></div><div></div></div> <div><div></div><div></div></div> <div><div></div><div></div></div> <div><div></div><div></div></div> <div><div></div><div></div></div> <div><div></div><div></div></div> <div><div></div><div></div></div> <div><div></div><div></div></div> <div><div></div><div></div></div> <div><div></div><div></div></div> <div><div></div><div></div></div> <div><div></div><div></div></div> <div><div></div><div></div></div> <div><div></div><div></div></div> <div><div></div><div></div></div> <div><div></div><div></div></div> <div><div></div><div></div></div> <div><div></div><div></div></div> <div><div></div><div></div></div> <div><div></div><div></div></div> <div><div></div><div></div></div> <div><div></div><div></div></div> <div><div></div><div></div></div> <div><div></div><div></div></div> <div><div></div><div></div></div> <div><div></div><div></div></div> <div><div></div><div></div></div> <div><div></div><div></div></div> <div><div></div><div></div></div> <div><div></div><div></div></div> <div><div></div><div></div></div> <div><div></div><div></div></div> <div><div></div><div></div></div> <div><div></div><div></div></div> <div><div></div><div></div></div> <div><div></div><div></div></div> <div><div></div><div></div></div> <div><div></div><div></div></div> <div><div></div><div></div></div> <div><div></div><div></div></div> <div><div></div><div></div></div> <div><div></div><div></div></div> <div><div></div><div></div></div> <div><div></div><div></div></div> <div><div></div><div></div></div> <div><div></div><div></div></div> <div><div></div><div></div></div> <div><div></div><div></div></div> <div><div></div><div></div></div> <div><div></div><div></div></div> <div><div></div><div></div></div> <div><div></div><div></div></div> <div><div></div><div></div></div> <div><div></div><div></div></div> <div><div></div><div></div></div> <div><div></div><div></div></div> <div><div></div><div></div></div> <div><div></div><div></div></div> <div><div></div><div></div></div> <div><div></div><div></div></div> <div><div></div><div></div></div> <div><div></div><div></div></div> <div><div></div><div></div></div> <div><div></div><div></div></div> <div><div></div><div></div></div> <div><div></div><div></div></div> <div><div></div><div></div></div> <div><div></div><div></div></div> <div><div></div><div></div></div> <div><div></div><div></div></div> <div><div></div><div></div></div> <div><div></div><div></div></div> <div><div></div><div></div></div> <div><div></div><div></div></div> <div><div></div><div></div></div> <div><div></div><div></div></div> <div><div></div><div></div></div> <div><div></div><div></div></div> <div><div></div><div></div></div> <div><div></div><div></div></div> <div><div></div><div></div></div> <div><div></div><div></div></div> <div><div></div><div></div></div> <div><div></div><div></div></div> <div><div></div><div></div></div> <div><div></div><div></div></div> <div><div></div><div></div></div> <div><div></div><div></div></div> <div><div></div><div></div></div> <div><div></div><div></div></div> <div><div></div><div></div></div> <div><div></div><div></div></div> <div><div></div><div></div></div> <div><div></div><div></div></div> <div><div></div><div></div></div> <div><div></div><div></div></div> <div><div></div><div></div></div> <div><div></div><div></div></div> <div><div></div><div></div></div> <div><div></div><div></div></div> <div><div></div><div></div></div> <div><div></div><div></div></div> <div><div></div><div></div></div> <div><div></div><div></div></div> <div><div></div><div></div></div> <div><div></div><div></div></div> <div><div></div><div></div></div> <div><div></div><div></div></div> <div><div></div><div></div></div> <div><div></div><div></div></div> <div><div></div><div></div></div> <div><div></div><div></div></div> <div><div></div><div></div></div> <div><div></div><div></div></div> <div><div></div><div></div></div> <div><div></div><div></div></div> <div><div></div><div></div></div> <div><div></div><div></div></div> <div><div></div><div></div></div> <div><div></div><div></div></div> <div><div></div><div></div></div> <div><div></div><div></div></div> <div><div></div><div></div></div> <div><div></div><div></div></div> <div><div></div><div></div></div> <div><div></div><div></div></div> <div><div></div><div></div></div> <div><div></div><div></div></div> <div><div></div><div></div></div> <div><div></div><div></div></div> <div><div></div><div></div></div> <div><div></div><div></div></div> <div><div></div><div></div></div> <div><div></div><div></div></div> <div><div></div><div></div></div> <div><div></div><div></div></div> <div><div></div><div></div></div> <div><div></div><div></div></div> <div><div></div><div></div></div> <div><div></div><div></div></div> <div><div></div><div></div></div> <div><div></div><div></div></div> <div><div></div><div></div></div> <div><div></div><div></div></div> <div><div></div><div></div></div> <div><div></div><div></div></div> <div><div></div><div></div></div> <div><div></div><div></div></div> <div><div></div><div></div></div> <div><div></div><div></div></div> <div><div></div><div></div></div> <div><div></div><div></div></div> <div><div></div><div></div></div> <div><div></div><div></div></div> <div><div></div><div></div></div> <div><div></div><div></div></div> <div><div></div><div></div></div> <div><div></div><div></div></div> <div><div></div><div></div></div> <div><div></div><div></div></div> <div><div></div><div></div></div> <div><div></div><div></div></div> <div><div></div><div></div></div> <div><div></div><div></div></div> <div><div></div><div></div></div> <div><div></div><div></div></div> <div><div></div><div></div></div> <div><div></div><div></div></div> <div><div></div><div></div></div> <div><div></div><div></div></div> <div><div></div><div></div></div> <div><div></div><div></div></div> <div><div></div><div></div></div> <div><div></div><div></div></div> <div><div></div><div></div></div> <div><div></div><div></div></div> <div><div></div><div></div></div> <div><div></div><div></div></div> <div><div></div><div></div></div> <div><div></div><div></div></div> <div><div></div><div></div></div> <div><div></div><div></div></div> <div><div></div><div></div></div> <div><div></div><div></div></div> <div><div></div><div></div></div> <div><div></div><div></div></div> <div><div></div><div></div></div> <div><div></div><div></div></div> <div><div></div><div></div></div> <div><div></div><div></div></div> <div><div></div><div></div></div> <div><div></div><div></div></div> <div><div></div><div></div></div> <div><div></div><div></div></div> <div><div></div><div></div></div> <div><div></div><div></div></div> <div><div></div><div></div></div> <div><div></div><div></div></div> <div><div></div><div></div></div> <div><div></div><div></div></div> <div><div></div><div></div></div> <div><div></div><div></div></div> <div><div></div><div></div></div> <div><div></div><div></div></div> <div><div></div><div></div></div> <div><div></div><div></div></div> <div><div></div><div></div></div> <div><div></div><div></div></div> <div><div></div><div></div></div> <div><div></div><div></div></div> <div><div></div><div></div></div> <div><div></div><div></div></div> <div><div></div><div></div></div> <div><div></div><div></div></div> <div><div></div><div></div></div> <div><div></div><div></div></div> <div><div></div><div></div></div> <div><div></div><div></div></div> <div><div></div><div></div></div> <div><div></div><div></div></div> <div><div></div><div></div></div> <div><div></div><div></div></div> <div><div></div><div></div></div> <div><div></div><div></div></div> <div><div></div><div></div></div> <div><div></div><div></div></div> <div><div></div><div></div></div> <div><div></div><div></div></div> <div><div></div><div></div></div> <div><div></div><div></div></div> <div><div></div><div></div></div> <div><div></div><div></div></div> <div><div></div><div></div></div> <div><div></div><div></div></div> <div><div></div><div></div></div> <div><div></div><div></div></div> <div><div></div><div></div></div> <div><div></div><div></div></div> <div><div></div><div></div></div> <div><div></div><div></div></div> <div><div></div><div></div></div> <div><div></div><div></div></div> <div><div></div><div></div></div> <div><div></div><div></div></div> <div><div></div><div></div></div> <div><div></div><div></div></div> <div><div></div><div></div></div> <div><div></div><div></div></div> <div><div></div><div></div></div> <div><div></div><div></div></div> <div><div></div><div></div></div> <div><div></div><div></div></div> <div><div></div><div></div></div> <div><div></div><div></div></div> <div><div></div><div></div></div> <div><div></div><div></div></div> <div><div></div><div></div></div> <div><div></div><div></div></div> <div><div></div><div></div></div> <div><div></div><div></div></div> <div><div></div><div></div></div> <div><div></div><div></div></div> <div><div></div><div></div></div> <div><div></div><div></div></div> <div><div></div><div></div></div> <div><div></div><div></div></div> <div><div></div><div></div></div> <div><div></div><div></div></div> <div><div></div><div></div></div> <div><div></div><div></div></div> <div><div></div><div></div></div> <div><div></div><div></div></div> <div><div></div><div></div></div> <div><div></div><div></div></div> <div><div></div><div></div></div> <div><div></div><div></div></div> <div><div></div><div></div></div> <div><div></div><div></div></div> <div><div></div><div></div></div> <div><div></div><div></div></div> <div><div></div><div></div></div> <div><div></div><div></div></div> <div><div></div><div></div></div> <div><div></div><div></div></div> <div><div></div><div></div></div> <div><div></div><div></div></div> <div><div></div><div></div></div> <div><div></div><div></div></div> <div><div></div><div></div></div> <div><div></div><div></div></div> <div><div></div><div></div></div> <div><div></div><div></div></div> <div><div></div><div></div></div> <div><div></div><div></div></div> <div><div></div><div></div></div> <div><div></div><div></div></div> <div><div></div><div></div></div> <div><div></div><div></div></div> <div><div></div><div></div></div> <div><div></div><div></div></div> <div><div></div><div></div></div> <div><div></div><div></div></div> <div><div></div><div></div></div> <div><div></div><div></div></div> <div><div></div><div></div></div> <div><div></div><div></div></div> <div><div></div><div></div></div> <div><div></div><div></div></div> <div><div></div><div></div></div> <div><div></div><div></div></div> <div><div></div><div></div></div> <div><div></div><div></div></div> <div><div></div><div></div></div> <div><div></div><div></div></div> <div><div></div><div></div></div> <div><div></div><div></div></div> <div><div></div><div></div></div> <div><div></div><div></div></div> <div><div></div><div></div></div> <div><div></div><div></div></div> <div><div></div><div></div></div> <div><div></div><div></div></div> <div><div></div><div></div></div> <div><div></div><div></div></div> <div><div></div><div></div></div> <div><div></div><div></div></div> <div><div></div><div></div></div> <div><div></div><div></div></div> <div><div></div><div></div></div> <div><div></div><div></div></div> <div><div></div><div></div></div> <div><div></div><div></div></div> <div><div></div><div></div></div> <div><div></div><div></div></div> <div><div></div><div></div></div> <div><div></div><div></div></div> <div><div></div><div></div></div> <div><div></div><div></div></div> <div><div></div><div></div></div> <div><div></div><div></div></div> <div><div></div><div></div></div> <div><div></div><div></div></div> <div><div></div><div></div></div> <div><div></div><div></div></div> <div><div></div><div></div></div> <div><div></div><div></div></div> <div><div></div><div></div></div> <div><div></div><div></div></div> <div><div></div><div></div></div> <div><div></div><div></div></div> <div><div></div><div></div></div> <div><div></div><div></div></div> <div><div></div><div></div></div> <div><div></div><div></div></div> <div><div></div><div></div></div> <div><div></div><div></div></div> <div><div></div><div></div></div> <div><div></div><div></div></div> <div><div></div><div></div></div> <div><div></div><div></div></div> <div><div></div><div></div></div> <div><div></div><div></div></div> <div><div></div><div></div></div> <div><div></div><div></div></div> <div><div></div><div></div></div> <div><div></div><div></div></div> <div><div></div><div></div></div> <div><div></div><div></div></div> <div><div></div><div></div></div> <div><div></div><div></div></div> <div><div></div><div></div></div> <div><div></div><div></div></div> <div><div></div><div></div></div> <div><div></div><div></div></div> <div><div></div><div></div></div> <div><div></div><div></div></div> <div><div></div><div></div></div>
-----	------------------	--------------------	--------------------	--

LoA



Please Click here to provide feedback to this Version 2024 Public Draft:
Copyright © 2024 by BIMForum Global. All rights reserved. This document is copyrighted under a Creative Commons Attribution-NonCommercial-NoDerivatives 4.0 International License



LOD	000 ^a	100 ^{b,c}	200 ^{b,c}
	<div><p>NO DISTINCT MODEL ELEMENTS EXIST AND NO INFERENCE CAN BE MADE FROM AN OVERALL MASS FOR THESE ELEMENTS AT THIS LOD IN THIS SYSTEM.</p></div>	<div><p>NO DISTINCT MODEL ELEMENTS EXIST BUT INFERENCE ABOUT ELEMENTS CAN BE MADE FROM AN OVERALL MASS AT THIS LOD IN THIS SYSTEM.</p></div>	<div></div>
Description	See A40		See A40
Associated Masterformat Sections:			
03 30 00			

BIMFORUM

GLOBAL

BIMForum.Global

VDCFORUM

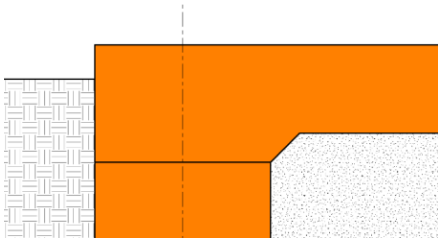
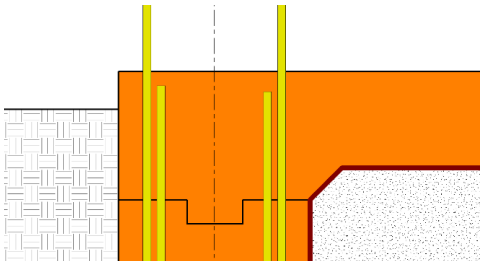
VDCForum.org

Notes:

a. LOD 000 does not exist in many LOD definitions. It has been added in the BIMForum Global LOD Specification to address data structures when no model elements existing and to define contact scopes when element at omitted from modeling.

b. LOD definitions should be defined in the Project Execution Plan's (PEP) Building Information Modeling (BIM) section. These may also be referred to as a BIM Execution Plan (BxP, BEP) on your project.

c. In the absence of a PEP, BEP, BxP, etc, the LOD definitions shall be per the BIMForum Global LOD Definitions, Reference: [BIMForum.Global/LOD](#)

300 ^{b,c}	350 ^{b,c}	400 ^{b,c}
<div><p>12 A4020-LOD-300 Structural Slabs-on-Grad</p><p>From lkerd.com</p></div>	<div><p>13 A4020-LOD-350 Structural Slabs-on-Grad</p><p>From lkerd.com</p></div>	
Element modeling to include: <ul style="list-style-type: none">1. Overall size, thickness and geometry of the slab-on-grade2. Major openings such as large mechanical elements modeled to nominal dimensions.3. Slab depressions4. Edge turn downs5. All sloping surfaces included in model element with exception of elements affected by manufacturer selection which are not known at this LOD. Such conditions could include floor geometry differences where different specified manufacturers will not be known until the actual system is selected.	Element modeling to include: <ul style="list-style-type: none">1. All penetrations modeled to rough opening dimensions.2. Pour joints3. Control joints4. Expansion joints5. Water Stops6. Rebar and any embedded elements modeled at congested areas where specified by project BXP which is typically with in a set distance from the area of congestion.7. Void boxes8. Anchor rods9. Moisture retarder10. Dowels11. Post-tension profile and strands modeled if required by the BXP	Element modeling to include: <ul style="list-style-type: none">1. Fully modeled rebar2. Actual slab dimensions and profiles with fully modeled rebar3. Post tensioning components4. All joints5. Water proofing6. Finish







LoD 500

LoA



[Please Click here to provide feedback to this Version 2024 Public Draft:](#)
Copyright © 2024 by BIMForum Global. All rights reserved. This document is copyrighted under a [Creative Commons Attribution-NonCommercial-NoDerivatives 4.0 International License](#)



LOD	000 ^a	100 ^{b,c}	200 ^{b,c}	<div><div><div>BIMFORUM GLOBAL BIMForum.Global</div><div>VDCFORUM VDCForum.org</div></div><div>Notes: a. LOD 000 does not exist in many LOD definitions. It has been added in the BIMForum Global LOD Specification to address data structures when no model elements existing and to define contact scopes when element at omitted from modeling. b. LOD definitions should be defined in the Project Execution Plan's (PEP) Building Information Modeling (BIM) section. These may also be referred to as a BIM Execution Plan (BxP, BEP) on your project. c. In the absence of a PEP, BEP, BxP, etc, the LOD definitions shall be per the BIMForum Global LOD Definitions, Reference: BIMForum.Global/LOD</div></div>	300 ^{b,c}	350 ^{b,c}	400 ^{b,c}
	<div><p>NO DISTINCT MODEL ELEMENTS EXIST AND NO INFERENCE CAN BE MADE FROM AN OVERALL MASS FOR THESE ELEMENTS AT THIS LOD IN THIS SYSTEM.</p></div>	<div><p>NO DISTINCT MODEL ELEMENTS EXIST BUT INFERENCE ABOUT ELEMENTS CAN BE MADE FROM AN OVERALL MASS AT THIS LOD IN THIS SYSTEM.</p></div>	<div><p>18 B1010.10- LOD 200 Precast Structural Column (Concrete)</p><p>From lkerd.com</p></div>		<div><p>19 B1010.10- LOD 300 Precast Structural Column (Concrete)</p><p>From lkerd.com</p></div>	<div><p>20 B1010.10- LOD 350 Precast Structural Column (Concrete)</p><p>From lkerd.com</p></div>	<div><p>21 B1010.10- LOD 400 Precast Structural Column (Concrete)</p><p>From lkerd.com</p></div>
<div><div>Description</div><div>See B10</div><div>Associated Masterformat Sections:</div><div>See note in left column. Master Class: 03 30 00 / 03 40 00 / 04 20 00 / 05 10 00 / 05 20 00 / 05 21 23 / 05 42 00 / 05 44 00 / 06 11 00 / 06 13 00 / 06 13 26 / 06 17 33 / 06 17 36 / 06 17 53 / 06 18 13 / 06 18 16 / 06 50 00</div></div>			<div>Element modeling to include:</div> <div><div>1. Type of structural concrete system</div><div>2. Approximate geometry (e.g. depth) of structural elements</div></div>		<div>Element modeling to include:</div> <div><div>1. Specific sizes and locations of main concrete structural members modeled per defined structural grid with correct orientation</div><div>2. All sloping surfaces included in model element with exception of elements affected by manufacturer selection</div></div>	<div>Element modeling to include:</div> <div><div>1. Reinforcing Post-tension profiles and strand locations</div><div>2. Reinforcement called out, modeled if required by the BXP, typically only in congested areas</div><div>3. Chamfer</div><div>4. Pour joints and sequences to help identify reinforcing lap splice locations, scheduling, etc.</div><div>5. Expansion Joints</div><div>6. Lifting devices</div><div>7. Embeds and anchor rods</div><div>8. Post-tension profile and strands modeled if required by the BXP</div><div>9. Penetrations for items such as MEP</div><div>10. Any permanent forming or shoring components</div></div>	<div>Element modeling to include:</div> <div><div>1. All reinforcement including post tension elements detailed and modeled</div><div>2. Finishes</div></div>
LoD 500							

LoA







CONCRETE FORMWORK

LoD 500



[Please Click here to provide feedback to this Version 2024 Public Draft:](#)
Copyright © 2024 by BIMForum Global. All rights reserved. This document is copyrighted under a
[Creative Commons Attribution-NonCommercial-NoDerivatives 4.0 International License](#)

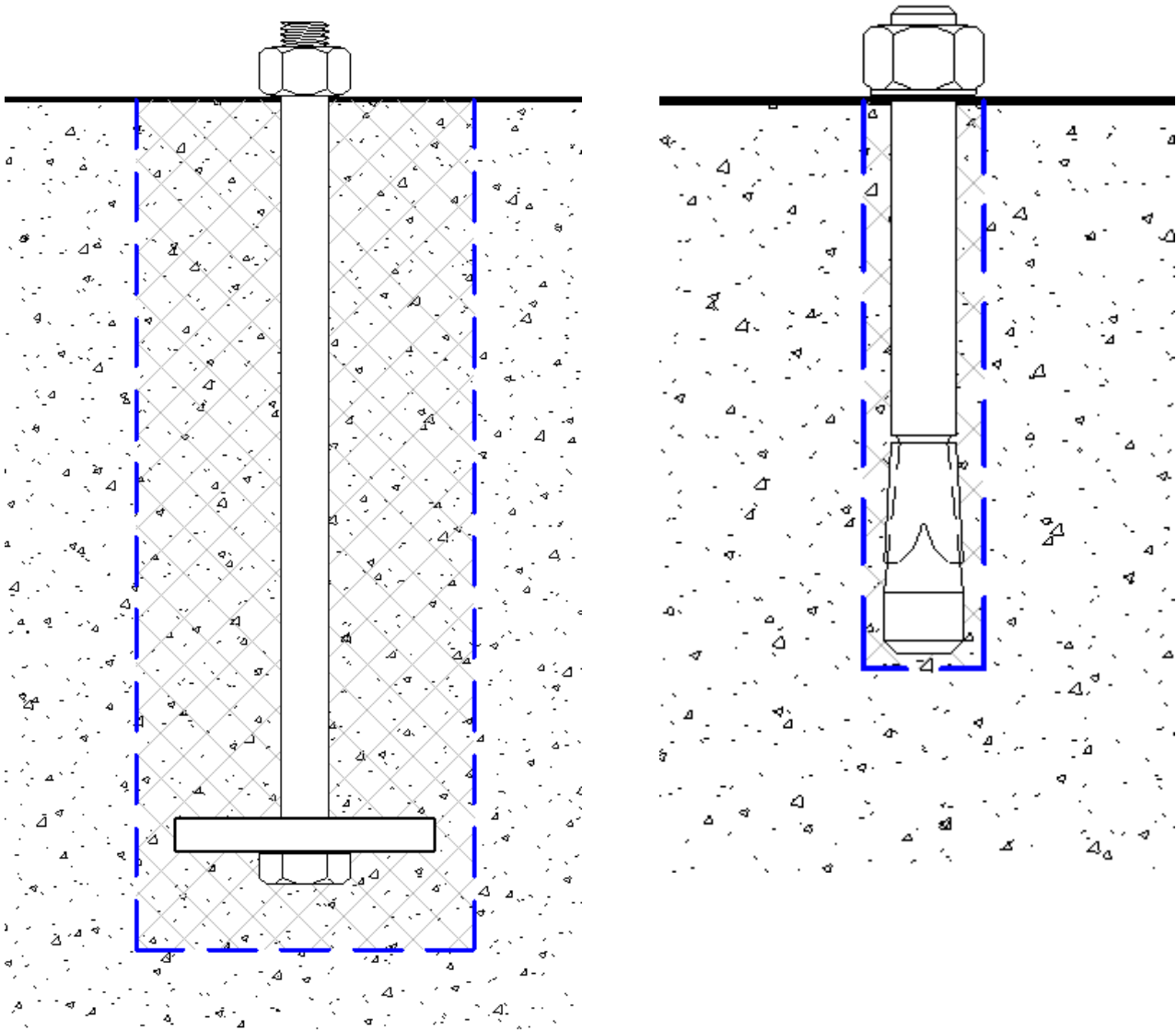


LOD	000 ^a	100 ^{b,c}	200 ^{b,c}	<div><div><div><div>BIMFORUM</div><div>GLOBAL</div><div>BIMForum.Global</div></div><div><div>VDCFORUM</div><div>VDCForum.org</div></div></div><div><div>Notes:</div><div>a. LOD 000 does not exist in many LOD definitions. It has been added in the BIMForum Global LOD Specification to address data structures when no model elements existing and to define contact scopes when element at omitted from modeling.</div><div>b. LOD definitions should be defined in the Project Execution Plan's (PEP) Building Information Modeling (BIM) section. These may also be referred to as a BIM Execution Plan (BxP, BEP) on your project.</div><div>c. In the absence of a PEP, BEP, BxP, etc, the LOD definitions shall be per the BIMForum Global LOD Definitions, Reference: BIMForum.Global/LOD</div></div></div>	300 ^{b,c}	350 ^{b,c}	400 ^{b,c}
	<div><p>NO DISTINCT MODEL ELEMENTS EXIST AND NO INFERENCE CAN BE MADE FROM AN OVERALL MASS FOR THESE ELEMENTS AT THIS LOD IN THIS SYSTEM.</p></div>	<div><p>NO DISTINCT MODEL ELEMENTS EXIST BUT INFERENCE ABOUT ELEMENTS CAN BE MADE FROM AN OVERALL MASS AT THIS LOD IN THIS SYSTEM.</p></div>	<div><p>LOD 200 Concrete Column Formwork</p><p>From AscendBKF.org</p></div>	<div><p>LOD 300 Concrete Column Formwork</p><p>From AscendBKF.org</p></div>	<div><p>LOD 350 Concrete Column Formwork</p><p>From AscendBKF.org</p></div>	<div><p>LOD 400 Concrete Column Formwork</p><p>From AscendBKF.org</p></div>	
<div><div>Description</div><div>Associated Masterformat Sections:</div><div>03-10-00</div></div>			<div>Element modeling to include:<ol style="list-style-type: none">1. Approximate geometry (e.g. panel dimensions or depth).</div>	<div>Element modeling to include:<ol style="list-style-type: none">1. Formwork materials are defined. These may include, but are not limited to plastic, wood or steel.2. Material properties are defined. These may include, but are not limited to material finish, type, size, grade, strength, etc.3. Products manufacturer is defined.</div>	<div>Element modeling to include:<ol style="list-style-type: none">1. Insulating faces are defined.2. Insulating details are defined. These include, but are not limited, too, the type of insulation specified, the temperature change the insulation will cause and the thickness of the insulation within the formwork.3. Hardware and fastener specification defined (may include Nails, Wood Screws, Bolts, Lag Screws, Ties, Anchors, Hangers, etc.)4. Shoring connections are defined.5. Scaffolding connections are defined6. Liner details are defined.</div>	<div>Element modeling to include:<ol style="list-style-type: none">1. All connections, fasteners, and forms detailed and modeled.2. Nails, Screws, Anchors, etc.</div>	
LoD 500							

LoA

LOD	000 ^a	100 ^{b,c}	200 ^{b,c}	<div><div><div><div><div></div><div></div></div><div><div></div><div></div></div><div><div></div><div></div></div><div><div></div><div></div></div></div><div><div></div><div></div></div><div><div></div><div></div></div><div><div></div><div></div></div><div><div></div><div></div></div></div></div> <div><div><div></div><div></div></div><div><div></div><div></div></div><div><div></div><div></div></div><div><div></div><div></div></div></div> <div><div></div><div></div></div> <div><div></div><div></div></div> <div><div></div><div></div></div> <div><div></div><div></div></div> <div><div><div></div><div></div></div><div><div></div><div></div></div><div><div></div><div></div></div><div><div></div><div></div></div></div> <div><div><div><div><div></div><div></div></div><div><div></div><div></div></div></div><div><div></div><div></div></div><div><div></div><div></div></div><div><div></div><div></div></div></div></div> <div><div><div></div><div></div></div><div><div></div><div></div></div><div><div></div><div></div></div><div><div></div><div></div></div></div> <div><div><div></div><div></div></div><div><div></div><div></div></div><div><div></div><div></div></div><div><div></div><div></div></div></div> <div><div><div></div><div></div></div><div><div></div><div></div></div><div><div></div><div></div></div><div><div></div><div></div></div></div> <div><div><div></div><div></div></div><div><div></div><div></div></div><div><div></div><div></div></div><div><div></div><div></div></div></div> <div><div><div></div><div></div></div><div><div></div><div></div></div><div><div></div><div></div></div><div><div></div><div></div></div></div> <div><div><div></div><div></div></div><div><div></div><div></div></div><div><div></div><div></div></div><div><div></div><div></div></div></div> <div><div><div></div><div></div></div><div><div></div><div></div></div><div><div></div><div></div></div><div><div></div><div></div></div></div> <div><div><div></div><div></div></div><div><div></div><div></div></div><div><div></div><div></div></div><div><div></div><div></div></div></div> <div><div><div></div><div></div></div><div><div></div><div></div></div><div><div></div><div></div></div><div><div></div><div></div></div></div> <div><div><div></div><div></div></div><div><div></div><div></div></div><div><div></div><div></div></div><div><div></div><div></div></div></div> <div><div><div></div><div></div></div><div><div></div><div></div></div><div><div></div><div></div></div><div><div></div><div></div></div></div> <div><div><div></div><div></div></div><div><div></div><div></div></div><div><div></div><div></div></div><div><div></div><div></div></div></div> <div><div><div></div><div></div></div><div><div></div><div></div></div><div><div></div><div></div></div><div><div></div><div></div></div></div> <div><div><div></div><div></div></div><div><div></div><div></div></div><div><div></div><div></div></div><div><div></div><div></div></div></div> <div><div><div></div><div></div></div><div><div></div><div></div></div><div><div></div><div></div></div><div><div></div><div></div></div></div> <div><div><div></div><div></div></div><div><div></div><div></div></div><div><div></div><div></div></div><div><div></div><div></div></div></div> <div><div><div></div><div></div></div><div><div></div><div></div></div><div><div></div><div></div></div><div><div></div><div></div></div></div> <div><div><div></div><div></div></div><div><div></div><div></div></div><div><div></div><div></div></div><div><div></div><div></div></div></div> <div><div><div></div><div></div></div><div><div></div><div></div></div><div><div></div><div></div></div><div><div></div><div></div></div></div> <div><div><div></div><div></div></div><div><div></div><div></div></div><div><div></div><div></div></div><div><div></div><div></div></div></div> <div><div><div></div><div></div></div><div><div></div><div></div></div><div><div></div><div></div></div><div><div></div><div></div></div></div> <div><div><div></div><div></div></div><div><div></div><div></div></div><div><div></div><div></div></div><div><div></div><div></div></div></div> <div><div><div></div><div></div></div><div><div></div><div></div></div><div><div></div><div></div></div><div><div></div><div></div></div></div> <div><div><div></div><div></div></div><div><div></div><div></div></div><div><div></div><div></div></div><div><div></div><div></div></div></div> <div><div><div></div><div></div></div><div><div></div><div></div></div><div><div></div><div></div></div><div><div></div><div></div></div></div> <div><div><div></div><div></div></div><div><div></div><div></div></div><div><div></div><div></div></div><div><div></div><div></div></div></div> <div><div><div></div><div></div></div><div><div></div><div></div></div><div><div></div><div></div></div><div><div></div><div></div></div></div> <div><div><div></div><div></div></div><div><div></div><div></div></div><div><div></div><div></div></div><div><div></div><div></div></div></div> <div><div><div></div><div></div></div><div><div></div><div></div></div><div><div></div><div></div></div><div><div></div><div></div></div></div> <div><div><div></div><div></div></div><div><div></div><div></div></div><div><div></div><div></div></div><div><div></div><div></div></div></div> <div><div><div></div><div></div></div><div><div></div><div></div></div><div><div></div><div></div></div><div><div></div><div></div></div></div> <div><div><div></div><div></div></div><div><div></div><div></div></div><div><div></div><div></div></div><div><div></div><div></div></div></div> <div><div><div></div><div></div></div><div><div></div><div></div></div><div><div></div><div></div></div><div><div></div><div></div></div></div> <div><div><div></div><div></div></div><div><div></div><div></div></div><div><div></div><div></div></div><div><div></div><div></div></div></div> <div><div><div></div><div></div></div><div><div></div><div></div></div><div><div></div><div></div></div><div><div></div><div></div></div></div> <div><div><div></div><div></div></div><div><div></div><div></div></div><div><div></div><div></div></div><div><div></div><div></div></div></div> <div><div><div></div><div></div></div><div><div></div><div></div></div><div><div></div><div></div></div><div><div></div><div></div></div></div> <div><div><div></div><div></div></div><div><div></div><div></div></div><div><div></div><div></div></div><div><div></div><div></div></div></div> <div><div><div></div><div></div></div><div><div></div><div></div></div><div><div></div><div></div></div><div><div></div><div></div></div></div> <div><div><div></div><div></div></div><div><div></div><div></div></div><div><div></div><div></div></div><div><div></div><div></div></div></div> <div><div><div></div><div></div></div><div><div></div><div></div></div><div><div></div><div></div></div><div><div></div><div></div></div></div> <div><div><div></div><div></div></div><div><div></div><div></div></div><div><div></div><div></div></div><div><div></div><div></div></div></div> <div><div><div></div><div></div></div><div><div></div><div></div></div><div><div></div><div></div></div><div><div></div><div></div></div></div> <div><div><div></div><div></div></div><div><div></div><div></div></div><div><div></div><div></div></div><div><div></div><div></div></div></div> <div><div><div></div><div></div></div><div><div></div><div></div></div><div><div></div><div></div></div><div><div></div><div></div></div></div> <div><div><div></div><div></div></div><div><div></div><div></div></div><div><div></div><div></div></div><div><div></div><div></div></div></div> <div><div><div></div><div></div></div><div><div></div><div></div></div><div><div></div><div></div></div><div><div></div><div></div></div></div> <div><div><div></div><div></div></div><div><div></div><div></div></div><div><div></div><div></div></div><div><div></div><div></div></div></div> <div><div><div></div><div></div></div><div><div></div><div></div></div><div><div></div><div></div></div><div><div></div><div></div></div></div> <div><div><div></div><div></div></div><div><div></div><div></div></div><div><div></div><div></div></div><div><div></div><div></div></div></div> <div><div><div></div><div></div></div><div><div></div><div></div></div><div><div></div><div></div></div><div><div></div><div></div></div></div> <div><div><div></div><div></div></div><div><div></div><div></div></div><div><div></div><div></div></div><div><div></div><div></div></div></div> <div><div><div></div><div></div></div><div><div></div><div></div></div><div><div></div><div></div></div><div><div></div><div></div></div></div> <div><div><div></div><div></div></div><div><div></div><div></div></div><div><div></div><div></div></div><div><div></div><div></div></div></div> <div><div><div></div><div></div></div><div><div></div><div></div></div><div><div></div><div></div></div><div><div></div><div></div></div></div> <div><div><div></div><div></div></div><div><div></div><div></div></div><div><div></div><div></div></div><div><div></div><div></div></div></div> <div><div><div></div><div></div></div><div><div></div><div></div></div><div><div></div><div></div></div><div><div></div><div></div></div></div> <div><div><div></div><div></div></div><div><div></div><div></div></div><div><div></div><div></div></div><div><div></div><div></div></div></div> <div><div><div></div><div></div></div><div><div></div><div></div></div><div><div></div><div></div></div><div><div></div><div></div></div></div> <div><div><div></div><div></div></div><div><div></div><div></div></div><div><div></div><div></div></div><div><div></div><div></div></div></div> <div><div><div></div><div></div></div><div><div></div><div></div></div><div><div></div><div></div></div><div><div></div><div></div></div></div> <div><div><div></div><div></div></div><div><div></div><div></div></div><div><div></div><div></div></div><div><div></div><div></div></div></div> <div><div><div></div><div></div></div><div><div></div><div></div></div><div><div></div><div></div></div><div><div></div><div></div></div></div> <div><div><div></div><div></div></div><div><div></div><div></div></div><div><div></div><div></div></div><div><div></div><div></div></div></div> <div><div><div></div><div></div></div><div><div></div><div></div></div><div><div></div><div></div></div><div><div></div><div></div></div></div> <div><div><div></div><div></div></div><div><div></div><div></div></div><div><div></div><div></div></div><div><div></div><div></div></div></div> <div><div><div></div><div></div></div><div><div></div><div></div></div><div><div></div><div></div></div><div><div></div><div></div></div></div> <div><div><div></div><div></div></div><div><div></div><div></div></div><div><div></div><div></div></div><div><div></div><div></div></div></div> <div><div><div></div><div></div></div><div><div></div><div></div></div><div><div></div><div></div></div><div><div></div><div></div></div></div> <div><div><div></div><div></div></div><div><div></div><div></div></div><div><div></div><div></div></div><div><div></div><div></div></div></div> <div><div><div></div><div></div></div><div><div></div><div></div></div><div><div></div><div></div></div><div><div></div><div></div></div></div> <div><div><div></div><div></div></div><div><div></div><div></div></div><div><div></div><div></div></div><div><div></div><div></div></div></div> <div><div><div></div><div></div></div><div><div></div><div></div></div><div><div></div><div></div></div><div><div></div><div></div></div></div> <div><div><div></div><div></div></div><div><div></div><div></div></div><div><div></div><div></div></div><div><div></div><div></div></div></div> <div><div><div></div><div></div></div><div><div></div><div></div></div><div><div></div><div></div></div><div><div></div><div></div></div></div> <div><div><div></div><div></div></div><div><div></div><div></div></div><div><div></div><div></div></div><div><div></div><div></div></div></div> <div><div><div></div><div></div></div><div><div></div><div></div></div><div><div></div><div></div></div><div><div></div><div></div></div></div> <div><div><div></div><div></div></div><div><div></div><div></div></div><div><div></div><div></div></div><div><div></div><div></div></div></div> <div><div><div></div><div></div></div><div><div></div><div></div></div><div><div></div><div></div></div><div><div></div><div></div></div></div> <div><div><div></div><div></div></div><div><div></div><div></div></div><div><div></div><div></div></div><div><div></div><div></div></div></div> <div><div><div></div><div></div></div><div><div></div><div></div></div><div><div></div><div></div></div><div><div></div><div></div></div></div> <div><div><div></div><div></div></div><div><div></div><div></div></div><div><div></div><div></div></div><div><div></div><div></div></div></div> <div><div><div></div><div></div></div><div><div></div><div></div></div><div><div></div><div></div></div><div><div></div><div></div></div></div> <div><div><div></div><div></div></div><div><div></div><div></div></div><div><div></div><div></div></div><div><div></div><div></div></div></div> <div><div><div></div><div></div></div><div><div></div><div></div></div><div><div></div><div></div></div><div><div></div><div></div></div></div> <div><div><div></div><div></div></div><div><div></div><div></div></div><div><div></div><div></div></div><div><div></div><div></div></div></div> <div><div><div></div><div></div></div><div><div></div><div></div></div><div><div></div><div></div></div><div><div></div><div></div></div></div> <div><div><div></div><div></div></div><div><div></div><div></div></div><div><div></div><div></div></div><div><div></div><div></div></div></div> <div><div><div></div><div></div></div><div><div></div><div></div></div><div><div></div><div></div></div><div><div></div><div></div></div></div>
-----	------------------	--------------------	--------------------	--



</



LoD 500

CONCRETE ANCHOR SYSTEM



LOD	000 ^a	100 ^{b,c}	200 ^{b,c}
	<div><p>NO DISTINCT MODEL ELEMENTS EXIST AND NO INFERENCE CAN BE MADE FROM AN OVERALL MASS FOR THESE ELEMENTS AT THIS LOD IN THIS SYSTEM.</p></div>	<div><p>NO DISTINCT MODEL ELEMENTS EXIST BUT INFERENCE ABOUT ELEMENTS CAN BE MADE FROM AN OVERALL MASS AT THIS LOD IN THIS SYSTEM.</p></div>	
Description			Refer to the model element of the main assembly being connected.
Associated Masterformat Sections:			
N/A			
LoD 500			



BIMForum.Global



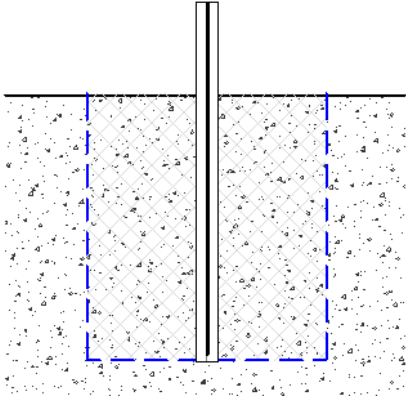
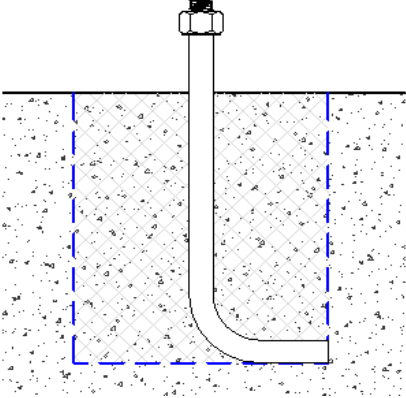
VDCForum.org

Notes:



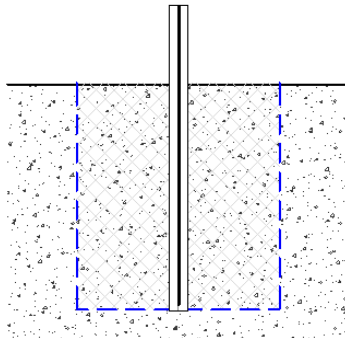
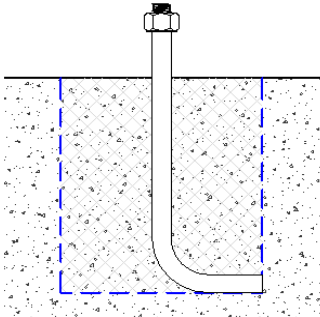
a. LOD 000 does not exist in many LOD definitions. It has been added in the BIMForum Global LOD Specification to address data structures when no model elements existing and to define contact scopes when element at omitted from modeling.

b. LOD definitions should be defined in the Project Execution Plan's (PEP) Building Information Modeling (BIM) section. These may also be referred to as a BIM Execution Plan (BxP, BEP) on your project.



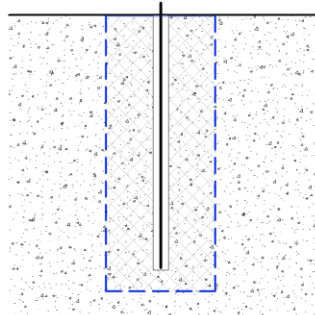
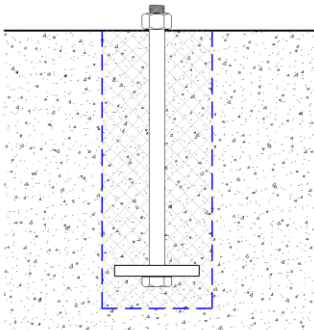
c. In the absence of a PEP, BEP, BxP, etc, the LOD definitions shall be per the BIMForum Global LOD Definitions, Reference: [BIMForum.Global/LOD](https://www.bimforum.org/global/LOD)

300 ^{b,c}	350 ^{b,c}	400 ^{b,c}
	<div><p>LOD 350 L-Bolt Anchor</p><p>From AscendBKF.org</p></div>	<div><p>LOD 400 L-Bolt Anchor</p><p>From AscendBKF.org</p></div>
Refer to the model element of the main assembly being connected.	Element modeling to include: <ul style="list-style-type: none">1. Anchor Length2. Embedment Length3. Projection Length4. Edge Distance Zone5. Spacing Zone6. Geometry, base size without threads7. Required non-graphic information associated with model elements to include:<ul style="list-style-type: none">Anchor materials definedAnchor type definedBase material type (steel, concrete, masonry, etc)Base material strengthBase material condition (New, existing, cracked, uncracked, saturated, etc.)Finishes, i.e. primed, galvanized, etc.	Element modeling to include fabrication level information: <ul style="list-style-type: none">1. Anchor Threads2. Anchor Washers3. Anchor Nuts4. Other non-graphic information may be included such as:<ul style="list-style-type: none">Mark identification that correlates with bill of material (i.e., piece mark)Member finish (primer, galvanized, etc.)Fastener finish (i.e., black, zinc electroplated, hot-dipped galvanized)



LoA

LOD	000 ^a	100 ^{b,c}	200 ^{b,c}	<div><div><div><div><div><div></div><div></div><div></div></div><div><div>BIMFORUM</div><div>GLOBAL</div></div></div><div><div>BIMForum.Global</div></div></div><div><div><div><div><div></div><div></div><div></div></div><div><div>VDCFORUM</div></div></div><div><div>VDCForum.org</div></div></div></div><div>Notes:<div>a. LOD 000 does not exist in many LOD definitions. It has been added in the BIMForum Global LOD Specification to address data structures when no model elements existing and to define contact scopes when element at omitted from modeling.</div><div>b. LOD definitions should be defined in the Project Execution Plan's (PEP) Building Information Modeling (BIM) section. These may also be referred to as a BIM Execution Plan (BxP, BEP) on your project.</div><div>c. In the absence of a PEP, BEP, BxP, etc, the LOD definitions shall be per the BIMForum Global LOD Definitions, Reference: BIMForum.Global/LOD</div></div></div></div>	300 ^{b,c}	350 ^{b,c}	400 ^{b,c}
	<div><p>NO DISTINCT MODEL ELEMENTS EXIST AND NO INFERENCE CAN BE MADE FROM AN OVERALL MASS FOR THESE ELEMENTS AT THIS LOD IN THIS SYSTEM.</p></div>	<div><p>NO DISTINCT MODEL ELEMENTS EXIST BUT INFERENCE ABOUT ELEMENTS CAN BE MADE FROM AN OVERALL MASS AT THIS LOD IN THIS SYSTEM.</p></div>			<div><p>LOD 350 J-Bolt Anchor</p><p>From AscendBKF.org</p></div>	<div><p>LOD 400 J-Bolt Anchor</p><p>From AscendBKF.org</p></div>	
<div><div><div>Description</div><div>Associated Masterformat Sections:</div><div>N/A</div></div></div>			Refer to the model element of the main assembly being connected.	Refer to the model element of the main assembly being connected.	<div>Element modeling to include:<div><div><div>1. Anchor Length</div><div>2. Embedment Length</div><div>3. Projection Length</div><div>4. Edge Distance Zone</div><div>5. Spacing Zone</div><div>6. Geometry, base size without threads</div><div>7. Required non-graphic information associated with model elements to include:<div><div><div>Anchor materials defined</div><div>Anchor type defined</div><div>Base material type (steel, concrete, masonry, etc)</div><div>Base material strength</div><div>Base material condition (New, existing, cracked, uncracked, saturated, etc.)</div><div>Finishes, i.e. primed, galvanized, etc.</div></div></div></div></div></div></div>	<div>Element modeling to include fabrication level information:<div><div><div>1. Anchor Threads</div><div>2. Anchor Washers</div><div>3. Anchor Nuts</div><div>4. Other non-graphic information may be included such as:<div><div><div>Mark identification that correlates with bill of material (i.e., piece mark)</div><div>Member finish (primer, galvanized, etc.)</div><div>Fastener finish (i.e., black, zinc electroplated, hot-dipped galvanized)</div></div></div></div></div></div></div>	
LoD 500							

LoA

LOD	000 ^a	100 ^{b,c}	200 ^{b,c}	<div><div><div><div><div>BIMFORUM</div><div>GLOBAL</div></div><div>BIMForum.Global</div></div><div><div><div>VDCFORUM</div></div><div>VDCForum.org</div></div></div><div><div>Notes:</div><div>a. LOD 000 does not exist in many LOD definitions. It has been added in the BIMForum Global LOD Specification to address data structures when no model elements existing and to define contact scopes when element at omitted from modeling.</div><div>b. LOD definitions should be defined in the Project Execution Plan's (PEP) Building Information Modeling (BIM) section. These may also be referred to as a BIM Execution Plan (BxP, BEP) on your project.</div><div>c. In the absence of a PEP, BEP, BxP, etc, the LOD definitions shall be per the BIMForum Global LOD Definitions, Reference: BIMForum.Global/LOD</div></div></div>	300 ^{b,c}	350 ^{b,c}	400 ^{b,c}
	<div><p>NO DISTINCT MODEL ELEMENTS EXIST AND NO INFERENCE CAN BE MADE FROM AN OVERALL MASS FOR THESE ELEMENTS AT THIS LOD IN THIS SYSTEM.</p></div>	<div><p>NO DISTINCT MODEL ELEMENTS EXIST BUT INFERENCE ABOUT ELEMENTS CAN BE MADE FROM AN OVERALL MASS AT THIS LOD IN THIS SYSTEM.</p></div>			<div><p>LOD 350 Hex Head Bolt with Washer</p><p>From AscendBKF.org</p></div>	<div><p>LOD 400 Hex Head Bolt with Washer</p><p>From AscendBKF.org</p></div>	
<div>Description</div> <div>Associated Masterformat Sections:</div>			Refer to the model element of the main assembly being connected.		<div>Element modeling to include:</div> <div><div><div>1. Anchor Length</div><div>2. Embedment Length</div><div>3. Projection Length</div><div>4. Edge Distance Zone</div><div>5. Spacing Zone</div><div>6. Geometry, base size without threads</div></div><div>Required non-graphic information associated with model elements to include:</div><div><div><div>1. Anchor materials defined</div><div>2. Anchor type defined</div><div>3. Base material type (steel, concrete, masonry, etc)</div><div>4. Base material strength</div><div>5. Base material condition (New, existing, cracked, uncracked, saturated, etc.)</div><div>6. Finishes, i.e. primed, galvanized, etc.</div></div></div></div>	<div>Element modeling to include fabrication level information:</div> <div><div><div>1. Anchor Threads</div><div>2. Anchor Washers</div><div>3. Anchor Nuts</div></div><div>Other non-graphic information may be included such as:</div><div><div><div>1. Mark identification that correlates with bill of material (i.e., piece mark)</div><div>2. Member finish (primer, galvanized, etc.)</div><div>3. Fastener finish (i.e., black, zinc electroplated, hot-dipped galvanized)</div></div></div></div>	
LoD 500							

LoA

LOD	000 ^a	100 ^{b,c}	200 ^{b,c}
	<div><p>NO DISTINCT MODEL ELEMENTS EXIST AND NO INFERENCE CAN BE MADE FROM AN OVERALL MASS FOR THESE ELEMENTS AT THIS LOD IN THIS SYSTEM.</p></div>	<div><p>NO DISTINCT MODEL ELEMENTS EXIST BUT INFERENCE ABOUT ELEMENTS CAN BE MADE FROM AN OVERALL MASS AT THIS LOD IN THIS SYSTEM.</p></div>	
Description	23-13 23 11		Refer to the model element of the main assembly being connected.
Associated Masterformat Sections:			
--			
LoD 500			



BIMForum.Global



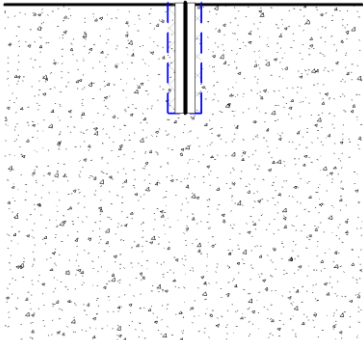
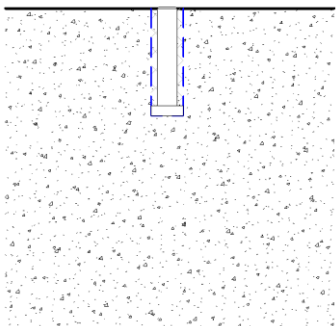
VDCForum.org

Notes:

a. LOD 000 does not exist in many LOD definitions. It has been added in the BIMForum Global LOD Specification to address data structures when no model elements existing and to define contact scopes when element at omitted from modeling.

b. LOD definitions should be defined in the Project Execution Plan's (PEP) Building Information Modeling (BIM) section. These may also be referred to as a BIM Execution Plan (BxP, BEP) on your project.

c. In the absence of a PEP, BEP, BxP, etc, the LOD definitions shall be per the BIMForum Global LOD Definitions, Reference: [BIMForum.Global/LOD](https://bimforum.org/global/LOD)



300 ^{b,c}	350 ^{b,c}	400 ^{b,c}
	<div><p>LOD 350 Welded Headed Stud Bolt</p><p>From AscendBKF.org</p></div>	<div><p>LOD 400 Welded Headed Stud Bolt</p><p>From AscendBKF.org</p></div>
Refer to the model element of the main assembly being connected.	<p>Element modeling to include:</p> <ol style="list-style-type: none">Anchor LengthEmbedment LengthProjection LengthEdge Distance ZoneSpacing ZoneGeometry, base size without threads <p>Required non-graphic information associated with model elements to include:</p> <ol style="list-style-type: none">Anchor materials definedAnchor type definedBase material type (steel, concrete, masonry, etc)Base material strengthBase material condition (New, existing, cracked, uncracked, saturated, etc.)Finishes, i.e. primed, galvanized, etc.	<p>Element modeling to include fabrication level information:</p> <ol style="list-style-type: none">Anchor ThreadsAnchor WashersAnchor Nuts <p>Other non-graphic information may be included such as:</p> <ol style="list-style-type: none">Mark identification that correlates with bill of material (i.e., piece mark)Member finish (primer, galvanized, etc.)Fastener finish (i.e., black, zinc electroplated, hot-dipped galvanized)

LoA



[Please Click here to provide feedback to this Version 2024 Public Draft:](#)
Copyright © 2024 by BIMForum Global. All rights reserved. This document is copyrighted under a [Creative Commons Attribution-NonCommercial-NoDerivatives 4.0 International License](#)



LOD	000 ^a	100 ^{b,c}	200 ^{b,c}
	<div><p>NO DISTINCT MODEL ELEMENTS EXIST AND NO INFERENCE CAN BE MADE FROM AN OVERALL MASS FOR THESE ELEMENTS AT THIS LOD IN THIS SYSTEM.</p></div>	<div><p>NO DISTINCT MODEL ELEMENTS EXIST BUT INFERENCE ABOUT ELEMENTS CAN BE MADE FROM AN OVERALL MASS AT THIS LOD IN THIS SYSTEM.</p></div>	
Description	23-13 23 11		Refer to the model element of the main assembly being connected.
Associated Masterformat Sections:			
--			



BIMForum.Global



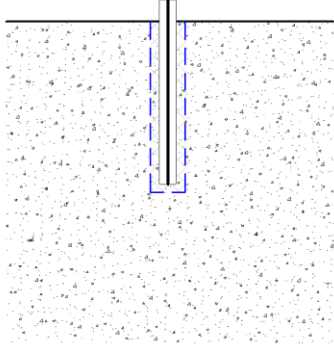
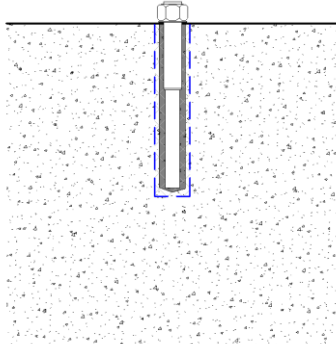
VDCForum.org

Notes:

a. LOD 000 does not exist in many LOD definitions. It has been added in the BIMForum Global LOD Specification to address data structures when no model elements existing and to define contact scopes when element at omitted from modeling.

b. LOD definitions should be defined in the Project Execution Plan's (PEP) Building Information Modeling (BIM) section. These may also be referred to as a BIM Execution Plan (BxP, BEP) on your project.

c. In the absence of a PEP, BEP, BxP, etc, the LOD definitions shall be per the BIMForum Global LOD Definitions, Reference: [BIMForum.Global/LOD](https://bimforum.org/global/LOD)

300 ^{b,c}	350 ^{b,c}	400 ^{b,c}
	<div><p>LOD 350 Adhesive Anchor</p><p>From AscendBKF.org</p></div>	<div><p>LOD 400 Adhesive Anchor</p><p>From AscendBKF.org</p></div>
Refer to the model element of the main assembly being connected.	<p>Element modeling to include:</p> <ol style="list-style-type: none">Anchor LengthEmbedment LengthProjection LengthEdge Distance ZoneSpacing ZoneGeometry, base size without threads <p>Required non-graphic information associated with model elements to include:</p> <ol style="list-style-type: none">Anchor materials definedAnchor type definedBase material type (steel, concrete, masonry, etc)Base material strengthBase material condition (New, existing, cracked, uncracked, saturated, etc.)Finishes, i.e. primed, galvanized, etc.	<p>Element modeling to include fabrication level information:</p> <ol style="list-style-type: none">Anchor ThreadsAnchor WashersAnchor Nuts <p>Other non-graphic information may be included such as:</p> <ol style="list-style-type: none">Mark identification that correlates with bill of material (i.e., piece mark)Member finish (primer, galvanized, etc.)Fastener finish (i.e., black, zinc electroplated, hot-dipped galvanized)



LoD 500

LoA



[Please Click here to provide feedback to this Version 2024 Public Draft:](#)
Copyright © 2024 by BIMForum Global. All rights reserved. This document is copyrighted under a [Creative Commons Attribution-NonCommercial-NoDerivatives 4.0 International License](#)



LOD	000 ^a	100 ^{b,c}	200 ^{b,c}
	<div><p>NO DISTINCT MODEL ELEMENTS EXIST AND NO INFERENCE CAN BE MADE FROM AN OVERALL MASS FOR THESE ELEMENTS AT THIS LOD IN THIS SYSTEM.</p></div>	<div><p>NO DISTINCT MODEL ELEMENTS EXIST BUT INFERENCE ABOUT ELEMENTS CAN BE MADE FROM AN OVERALL MASS AT THIS LOD IN THIS SYSTEM.</p></div>	
Description	23-13 23 11		Refer to the model element of the main assembly being connected.
Associated Masterformat Sections:			
--			



BIMForum.Global



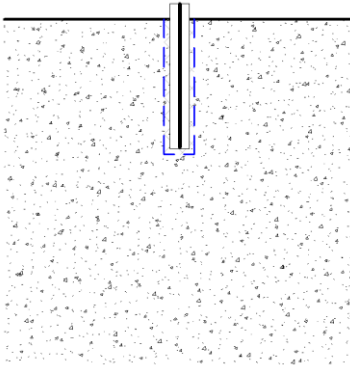
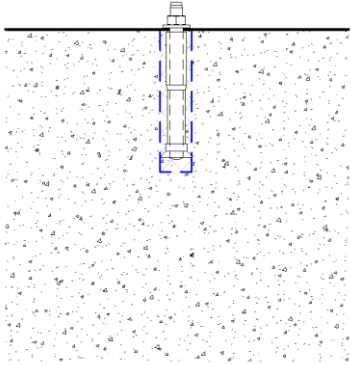
VDCForum.org

Notes:

a. LOD 000 does not exist in many LOD definitions. It has been added in the BIMForum Global LOD Specification to address data structures when no model elements existing and to define contact scopes when element at omitted from modeling.

b. LOD definitions should be defined in the Project Execution Plan's (PEP) Building Information Modeling (BIM) section. These may also be referred to as a BIM Execution Plan (BxP, BEP) on your project.

c. In the absence of a PEP, BEP, BxP, etc, the LOD definitions shall be per the BIMForum Global LOD Definitions, Reference: [BIMForum.Global/LOD](https://www.bimforum.org/global/LOD)

300 ^{b,c}	350 ^{b,c}	400 ^{b,c}
	<div><p>LOD 350 Undercut Anchor</p><p>From AscendBKF.org</p></div>	<div><p>LOD 400 Undercut Anchor</p><p>From AscendBKF.org</p></div>
Refer to the model element of the main assembly being connected.	<p>Element modeling to include:</p> <ol style="list-style-type: none">Anchor LengthEmbedment LengthProjection LengthEdge Distance ZoneSpacing ZoneGeometry, base size without threads <p>Required non-graphic information associated with model elements to include:</p> <ol style="list-style-type: none">Anchor materials definedAnchor type definedBase material type (steel, concrete, masonry, etc)Base material strengthBase material condition (New, existing, cracked, uncracked, saturated, etc.)Finishes, i.e. primed, galvanized, etc.	<p>Element modeling to include fabrication level information:</p> <ol style="list-style-type: none">Anchor ThreadsAnchor WashersAnchor Nuts <p>Other non-graphic information may be included such as:</p> <ol style="list-style-type: none">Mark identification that correlates with bill of material (i.e., piece mark)Member finish (primer, galvanized, etc.)Fastener finish (i.e., black, zinc electroplated, hot-dipped galvanized)

LoD 500

LoA



[Please Click here to provide feedback to this Version 2024 Public Draft:](#)
Copyright © 2024 by BIMForum Global. All rights reserved. This document is copyrighted under a [Creative Commons Attribution-NonCommercial-NoDerivatives 4.0 International License](#)





Mechanical Fasteners – Torque-controlled Expansion Anchor (Sleeve Type)

Unifomat

Omniclass

Uniclass

LOD	000 ^a	100 ^{b,c}	200 ^{b,c}
	<div><p>NO DISTINCT MODEL ELEMENTS EXIST AND NO INFERENCE CAN BE MADE FROM AN OVERALL MASS FOR THESE ELEMENTS AT THIS LOD IN THIS SYSTEM.</p></div>	<div><p>NO DISTINCT MODEL ELEMENTS EXIST BUT INFERENCE ABOUT ELEMENTS CAN BE MADE FROM AN OVERALL MASS AT THIS LOD IN THIS SYSTEM.</p></div>	
Description	23-13 23 11		Refer to the model element of the main assembly being connected.
Associated Masterformat Sections:			
--			
LoD 500			



BIMForum.Global



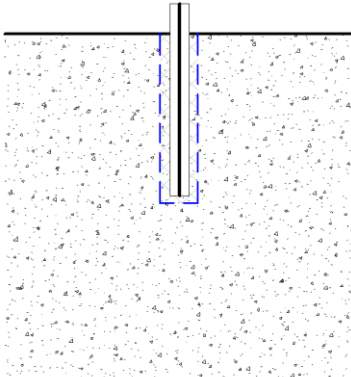
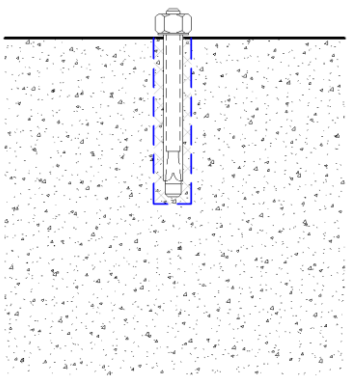
VDCForum.org

Notes:

a. LOD 000 does not exist in many LOD definitions. It has been added in the BIMForum Global LOD Specification to address data structures when no model elements existing and to define contact scopes when element at omitted from modeling.

b. LOD definitions should be defined in the Project Execution Plan's (PEP) Building Information Modeling (BIM) section. These may also be referred to as a BIM Execution Plan (BxP, BEP) on your project.

c. In the absence of a PEP, BEP, BxP, etc, the LOD definitions shall be per the BIMForum Global LOD Definitions, Reference: [BIMForum.Global/LOD](https://bimforum.org/global/LOD)

300 ^{b,c}	350 ^{b,c}	400 ^{b,c}
	<div><p>LOD 350 Torque-Controlled Expansion Anchor (Sleeve Type) From AscendBKF.org</p></div>	<div><p>LOD 400 Torque-Controlled Expansion Anchor (Sleeve Type) From AscendBKF.org</p></div>
Refer to the model element of the main assembly being connected.	<p>Element modeling to include:</p> <ol style="list-style-type: none">Anchor LengthEmbedment LengthProjection LengthEdge Distance ZoneSpacing ZoneGeometry, base size without threads <p>Required non-graphic information associated with model elements to include:</p> <ol style="list-style-type: none">Anchor materials definedAnchor type definedBase material type (steel, concrete, masonry, etc)Base material strengthBase material condition (New, existing, cracked, uncracked, saturated, etc.)Finishes, i.e. primed, galvanized, etc.	<p>Element modeling to include fabrication level information:</p> <ol style="list-style-type: none">Anchor ThreadsAnchor WashersAnchor Nuts <p>Other non-graphic information may be included such as:</p> <ol style="list-style-type: none">Mark identification that correlates with bill of material (i.e., piece mark)Member finish (primer, galvanized, etc.)Fastener finish (i.e., black, zinc electroplated, hot-dipped galvanized)

LoA



Please Click here to provide feedback to this Version 2024 Public Draft:
Copyright © 2024 by BIMForum Global. All rights reserved. This document is copyrighted under a [Creative Commons Attribution-NonCommercial-NoDerivatives 4.0 International License](https://creativecommons.org/licenses/by-nc-nd/4.0/)





Mechanical Fasteners – Torque-controlled Expansion Anchor (Stud Type)

Unifomat

Omniclass

Uniclass

LOD	000 ^a	100 ^{b,c}	200 ^{b,c}
	<div><p>NO DISTINCT MODEL ELEMENTS EXIST AND NO INFERENCE CAN BE MADE FROM AN OVERALL MASS FOR THESE ELEMENTS AT THIS LOD IN THIS SYSTEM.</p></div>	<div><p>NO DISTINCT MODEL ELEMENTS EXIST BUT INFERENCE ABOUT ELEMENTS CAN BE MADE FROM AN OVERALL MASS AT THIS LOD IN THIS SYSTEM.</p></div>	
Description	23-13 23 11		Refer to the model element of the main assembly being connected.
Associated Masterformat Sections:			
--			



BIMForum.Global



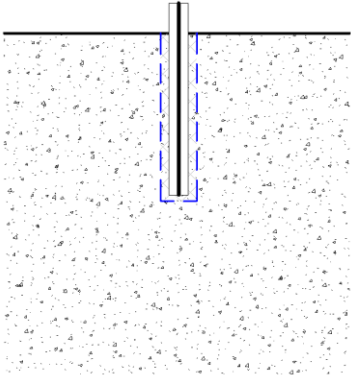
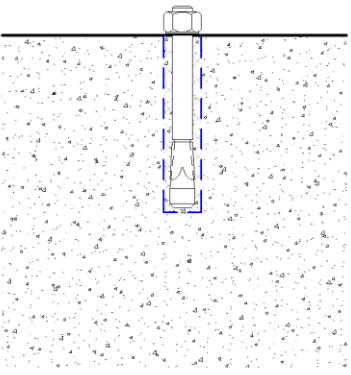
VDCForum.org

Notes:

a. LOD 000 does not exist in many LOD definitions. It has been added in the BIMForum Global LOD Specification to address data structures when no model elements existing and to define contact scopes when element at omitted from modeling.

b. LOD definitions should be defined in the Project Execution Plan's (PEP) Building Information Modeling (BIM) section. These may also be referred to as a BIM Execution Plan (BxP, BEP) on your project.

c. In the absence of a PEP, BEP, BxP, etc, the LOD definitions shall be per the BIMForum Global LOD Definitions, Reference: [BIMForum.Global/LOD](https://www.bimforum.org/global/LOD)

300 ^{b,c}	350 ^{b,c}	400 ^{b,c}
	<div><p>LOD 350 Torque-Controlled Expansion Anchor (Stud Type) From AscendBKF.org</p></div>	<div><p>LOD 400 Torque-Controlled Expansion Anchor (Stud Type) From AscendBKF.org</p></div>
Refer to the model element of the main assembly being connected.	Element modeling to include: <ol style="list-style-type: none">Anchor LengthEmbedment LengthProjection LengthEdge Distance ZoneSpacing ZoneGeometry, base size without threads Required non-graphic information associated with model elements to include: <ol style="list-style-type: none">Anchor materials definedAnchor type definedBase material type (steel, concrete, masonry, etc)Base material strengthBase material condition (New, existing, cracked, uncracked, saturated, etc.)Finishes, i.e. primed, galvanized, etc.	Element modeling to include fabrication level information: <ol style="list-style-type: none">Anchor ThreadsAnchor WashersAnchor Nuts Other non-graphic information may be included such as: <ol style="list-style-type: none">Mark identification that correlates with bill of material (i.e., piece mark)Member finish (primer, galvanized, etc.)Fastener finish (i.e., black, zinc electroplated, hot-dipped galvanized)

LoD 500

LoA



Please Click here to provide feedback to this Version 2024 Public Draft:
Copyright © 2024 by BIMForum Global. All rights reserved. This document is copyrighted under a [Creative Commons Attribution-NonCommercial-NoDerivatives 4.0 International License](https://creativecommons.org/licenses/by-nc-nd/4.0/)





Mechanical Fasteners – Drop-in Type Displacement-Controlled Expansion Anchor

Unifomat

Omniclass

Uniclass

LOD	000 ^a	100 ^{b,c}	200 ^{b,c}
	<div><p>NO DISTINCT MODEL ELEMENTS EXIST AND NO INFERENCE CAN BE MADE FROM AN OVERALL MASS FOR THESE ELEMENTS AT THIS LOD IN THIS SYSTEM.</p></div>	<div><p>NO DISTINCT MODEL ELEMENTS EXIST BUT INFERENCE ABOUT ELEMENTS CAN BE MADE FROM AN OVERALL MASS AT THIS LOD IN THIS SYSTEM.</p></div>	
Description	23-13 23 11		Refer to the model element of the main assembly being connected.
Associated Masterformat Sections:			
--			

BIMFORUM

GLOBAL

BIMForum.Global

VDCFORUM

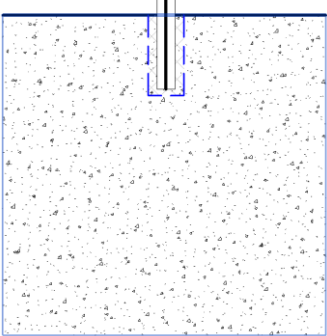
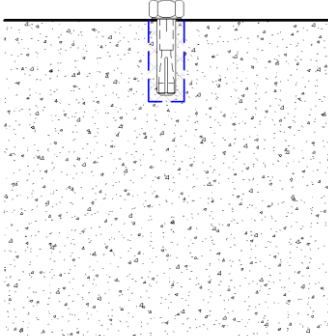
VDCForum.org

Notes:

a. LOD 000 does not exist in many LOD definitions. It has been added in the BIMForum Global LOD Specification to address data structures when no model elements existing and to define contact scopes when element at omitted from modeling.

b. LOD definitions should be defined in the Project Execution Plan's (PEP) Building Information Modeling (BIM) section. These may also be referred to as a BIM Execution Plan (BxP, BEP) on your project.

c. In the absence of a PEP, BEP, BxP, etc, the LOD definitions shall be per the BIMForum Global LOD Definitions, Reference: [BIMForum.Global/LOD](https://www.bimforum.org/global/LOD)

300 ^{b,c}	350 ^{b,c}	400 ^{b,c}
	<div><p>LOD 350 Drop-In Type Displacement-Controlled Expansion Anchor</p><p>From AscendBKF.org</p></div>	<div><p>LOD 400 Drop-In Type Displacement-Controlled Expansion Anchor</p><p>From AscendBKF.org</p></div>
Refer to the model element of the main assembly being connected.	<p>Element modeling to include:</p> <ol style="list-style-type: none">Anchor LengthEmbedment LengthProjection LengthEdge Distance ZoneSpacing ZoneGeometry, base size without threads <p>Required non-graphic information associated with model elements to include:</p> <ol style="list-style-type: none">Anchor materials definedAnchor type definedBase material type (steel, concrete, masonry, etc)Base material strengthBase material condition (New, existing, cracked, uncracked, saturated, etc.)Finishes, i.e. primed, galvanized, etc.	<p>Element modeling to include fabrication level information:</p> <ol style="list-style-type: none">Anchor ThreadsAnchor WashersAnchor Nuts <p>Other non-graphic information may be included such as:</p> <ol style="list-style-type: none">Mark identification that correlates with bill of material (i.e., piece mark)Member finish (primer, galvanized, etc.)Fastener finish (i.e., black, zinc electroplated, hot-dipped galvanized)

LoD 500

LoA



[Please Click here to provide feedback to this Version 2024 Public Draft:](#)
Copyright © 2024 by BIMForum Global. All rights reserved. This document is copyrighted under a [Creative Commons Attribution-NonCommercial-NoDerivatives 4.0 International License](#)



CONCRETE REPAIR

LoD 500



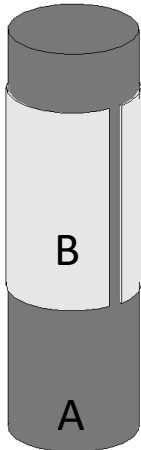


Concrete Strengthening –
FRP Fiber-Reinforced Polymer

Unifomat

Omniclass

Uniclass

LOD	000 ^a	100 ^{b,c}	200 ^{b,c}
	 <p>NO DISTINCT MODEL ELEMENTS EXIST AND NO INFERENCE CAN BE MADE FROM AN OVERALL MASS FOR THESE ELEMENTS AT THIS LOD IN THIS SYSTEM.</p>	 <p>NO DISTINCT MODEL ELEMENTS EXIST BUT INFERENCE CAN BE MADE FROM AN OVERALL MASS AT THIS LOD IN THIS SYSTEM.</p>	 <p>B A</p>
Description			Approximate areas of repair are identified as 2D surface patterns (B) on the element being repaired (A). Repair instructions are referenced in specifications and general notes.
Associated Masterformat Sections:			



BIMFORUM
GLOBAL
BIMForum.Global



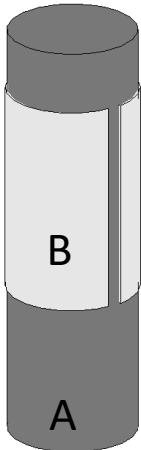
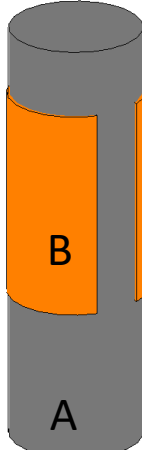
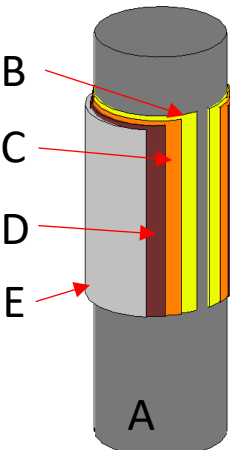
VDCFORUM
VDCForum.org

Notes:

a. LOD 000 does not exist in many LOD definitions. It has been added in the BIMForum Global LOD Specification to address data structures when no model elements existing and to define contact scopes when element at omitted from modeling.

b. LOD definitions should be defined in the Project Execution Plan's (PEP) Building Information Modeling (BIM) section. These may also be referred to as a BIM Execution Plan (BxP, BEP) on your project.

c. In the absence of a PEP, BEP, BxP, etc, the LOD definitions shall be per the BIMForum Global LOD Definitions, Reference: [BIMForum.Global/LOD](https://www.bimforum.org/global/LOD)

300 ^{b,c}	350 ^{b,c}	400 ^{b,c}
 <p>B A</p>	 <p>B A</p>	 <p>B C D E A</p>
Specific areas of repair are identified as 2D surface patterns (B) on the element being repaired (A). On existing structures, specific as-built geometry is defined in the model in the areas that repairs are applied.	Surface repair areas (B) are modeled in 3D with a thickness on the elements being repaired (A). Interface between main element and concrete strengthening are modeled.	Layers and sequences of repair system are modeled in 3D on the element being repaired (A), noted as such in the graphic above: A. Concrete Substrate B. Primer C. Paste and Filler D. Fabric Saturated E. Protective Coating

LoD 500

LoA



[Please Click here to provide feedback to this Version 2024 Public Draft:](#)
Copyright © 2024 by BIMForum Global. All rights reserved. This document is copyrighted under a [Creative Commons Attribution-NonCommercial-NoDerivatives 4.0 International License](#)






Concrete Repair
FRCM – Fabric-Reinforced Cementitious Matrix

Unifomat

Omniclass

Uniclass

LOD	000 ^a	100 ^{b,c}	200 ^{b,c}
	<div><p>NO DISTINCT MODEL ELEMENTS EXIST AND NO INFERENCE CAN BE MADE FROM AN OVERALL MASS FOR THESE ELEMENTS AT THIS LOD IN THIS SYSTEM.</p></div>	<div><p>NO DISTINCT MODEL ELEMENTS EXIST BUT INFERENCE ABOUT ELEMENTS CAN BE MADE FROM AN OVERALL MASS AT THIS LOD IN THIS SYSTEM.</p></div>	<div></div>
Description			Approximate areas of repair is identified (B) on the repair substrate (A).
Associated Masterformat Sections:			Repair instructions are referenced in specifications and general notes.



BIMForum.Global




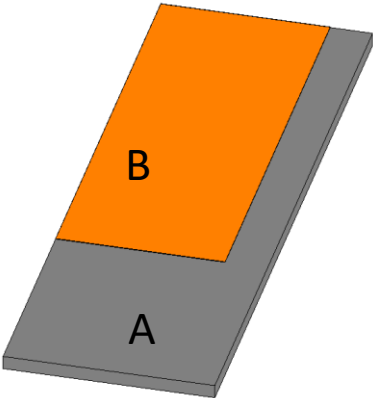
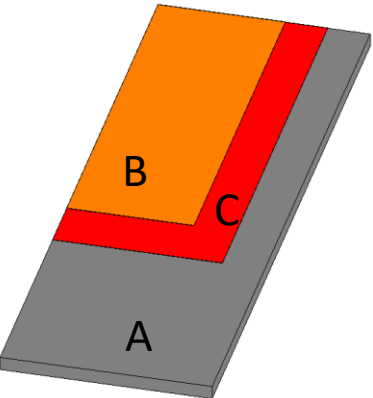
VDCForum.org

Notes:

a. LOD 000 does not exist in many LOD definitions. It has been added in the BIMForum Global LOD Specification to address data structures when no model elements existing and to define contact scopes when element at omitted from modeling.

b. LOD definitions should be defined in the Project Execution Plan's (PEP) Building Information Modeling (BIM) section. These may also be referred to as a BIM Execution Plan (BxP, BEP) on your project.

c. In the absence of a PEP, BEP, BxP, etc, the LOD definitions shall be per the BIMForum Global LOD Definitions, Reference: [BIMForum.Global/LOD](https://www.bimforum.org/global/LOD)

300 ^{b,c}	350 ^{b,c}	400 ^{b,c}
<div></div>	<div></div>	<div></div>
Specific areas of repair (A) is modeled as a 2D surface on top of the specific geometry of the element being repaired (B).	Surface repair (B) areas is modeled in 3D with a thickness on top of the element being repaired (B).	Layers and sequences of repair surface preparation (C) and repair system (B) are modeled on top of the element being repaired (A).
On existing structures, specific as-built geometry is defined in the model in the areas that repairs are applied	Interface between main element and concrete strengthening are modeled.	

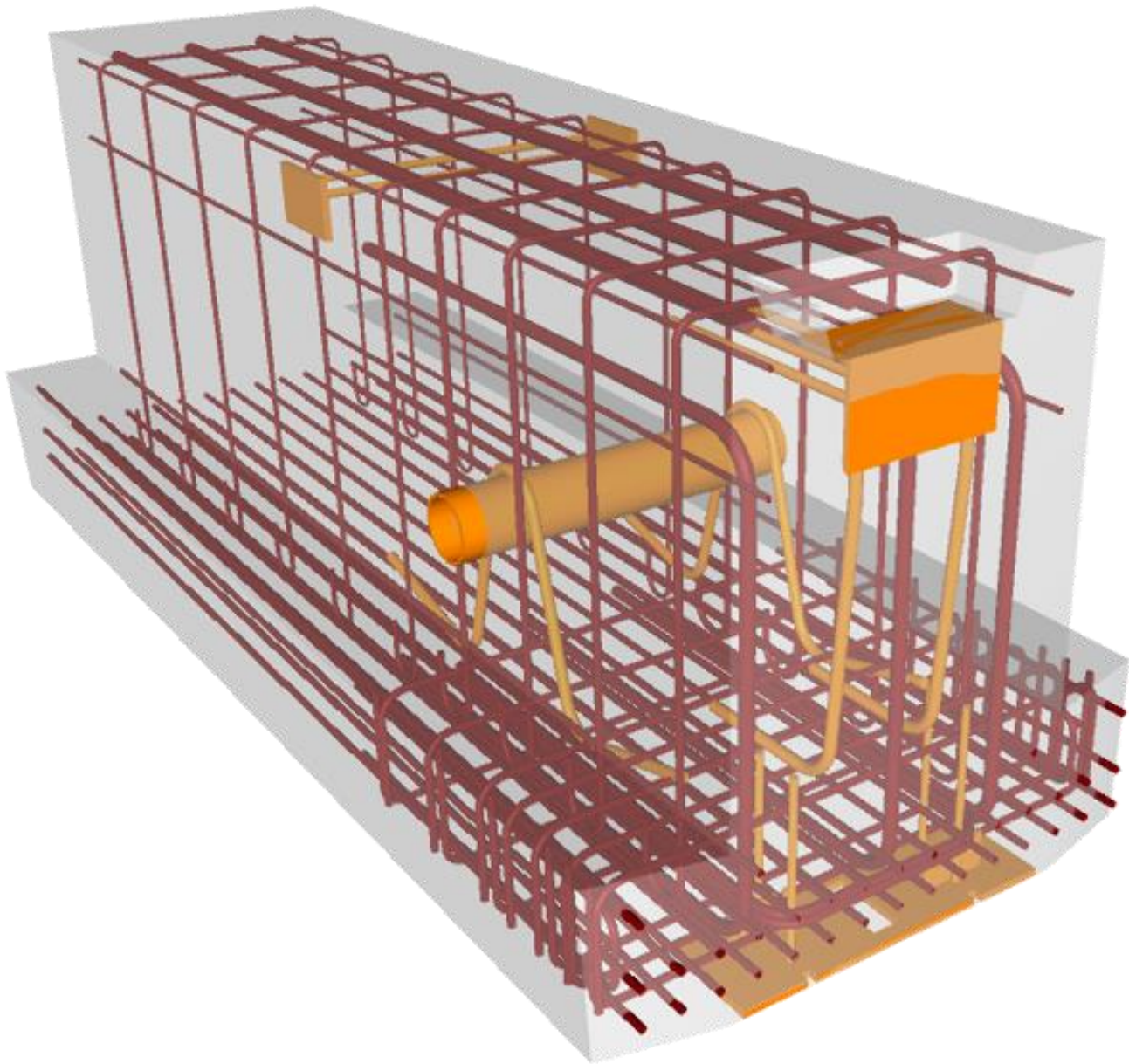
LoD 500

LoA



[Please Click here to provide feedback to this Version 2024 Public Draft:](#)
Copyright © 2024 by BIMForum Global. All rights reserved. This document is copyrighted under a [Creative Commons Attribution-NonCommercial-NoDerivatives 4.0 International License](#)





LoD 500



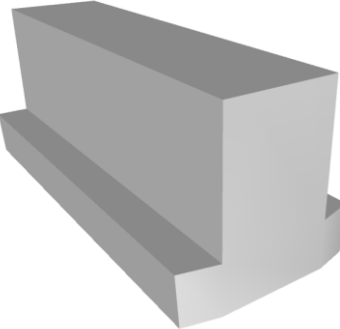
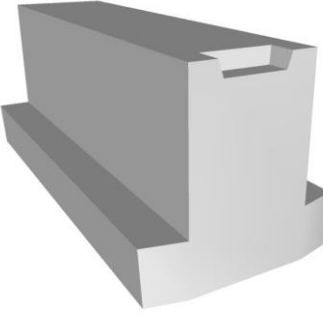
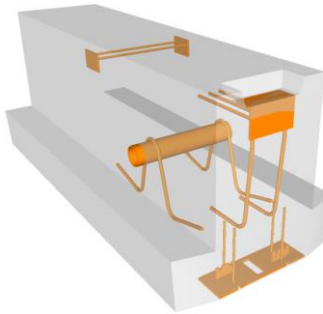
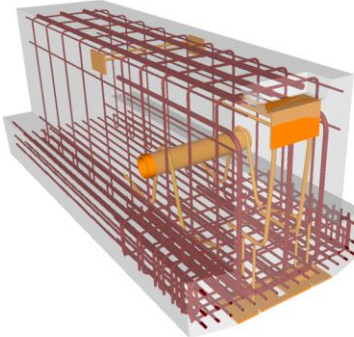
PRECAST CONCRETE

All reinforcement including post tensión elements detailed and modeled camber

Uniformat **B1010.10.11**

Omniclass **21-02 10 10 10 11**

Uniclass **Ss 20 20 75 15**

LOD	000 ^a	100 ^{b,c}	200 ^{b,c}	BIMFORUM GLOBAL BIMForum.Global VDCFORUM VDCForum.org	300 ^{b,c}	350 ^{b,c}	400 ^{b,c}
	 <p>NO DISTINCT MODEL ELEMENTS EXIST AND NO INFERENCE CAN BE MADE FROM AN OVERALL MASS FOR THESE ELEMENTS AT THIS LOD IN THIS SYSTEM.</p>	 <p>NO DISTINCT MODEL ELEMENTS EXIST BUT INFERENCE ABOUT ELEMENTS CAN BE MADE FROM AN OVERALL MASS AT THIS LOD IN THIS SYSTEM.</p>	 <p><i>LOD 200 Precast Structural Inverted T Beam (Concrete)</i></p> <p>From lkerd.com</p>	<p>Notes:</p> <p>a. LOD 000 does not exist in many LOD definitions. It has been added in the BIMForum Global LOD Specification to address data structures when no model elements existing and to define contact scopes when element at omitted from modeling.</p> <p>b. LOD definitions should be defined in the Project Execution Plan's (PEP) Building Information Modeling (BIM) section. These may also be referred to as a BIM Execution Plan (BxP, BEP) on your project.</p> <p>c. In the absence of a PEP, BEP, BxP, etc, the LOD definitions shall be per the BIMForum Global LOD Definitions, Reference: BIMForum.Global/LOD</p>	 <p><i>LOD 300 Precast Structural Inverted T Beam (Concrete)</i></p> <p>From lkerd.com</p>	 <p><i>LOD 350 Precast Structural Inverted T Beam (Concrete)</i></p> <p>From lkerd.com</p>	 <p><i>LOD 400 Precast Structural Inverted T Beam (Concrete)</i></p> <p>From lkerd.com</p>
<p>Description</p> <p>Associated Masterformat Sections:</p> <p>See note under descritpoin.</p> <p>Master Class: 03 30 00 / 03 40 00 / 04 20 00 / 05 10 00 / 05 20 00 / 05 21 23 / 05 42 00 / 05 44 00 / 06 11 00 / 06 13 00 / 06 13 26 / 06 17 33 / 06 17 36 / 06 17 53 / 06 18 13 / 06 18 16 / 06 50 00</p>			<p>Element modeling to include:</p> <ol style="list-style-type: none">1. Type of structural concrete system2. Approximate geometry (e.g. depth) of structural elements		<p>Element modeling to include:</p> <ol style="list-style-type: none">1. Specific sizes and locations of main concrete structural members modeled per defined structural grid with correct orientation2. All sloping surfaces included in model element with exception of elements affected by manufacturer selection	<p>Element modeling to include:</p> <ol style="list-style-type: none">1. Reinforcing Post-tension profiles and strand locations2. Reinforcement called out, modeled if required by the BXP, typically only in congested areas3. Chamfer4. Pour joints and sequences to help identify reinforcing lap splice locations, scheduling, etc.5. Lifting devices6. Expansion Joints7. Embeds and anchor rods8. Post-tension profile and strands modeled if required by the BXP9. Penetrations for items such as MEP10. Any permanent forming or shoring components	<p>Element modeling to include:</p> <ol style="list-style-type: none">1. All reinforcements including post tension elements detailed and modeled.2. Finishes
LoD 500							

LoA






[Please Click here to provide feedback to this Version 2024 Public Draft:](#)
Copyright © 2024 by BIMForum Global. All rights reserved. This document is copyrighted under a [Creative Commons Attribution-NonCommercial-NoDerivatives 4.0 International License](#)



BIMForum.Global Version 2024 LOD Specification
October 2024

Page 70

LOD	000 ^a	100 ^{b,c}	200 ^{b,c}
	<div><p>NO DISTINCT MODEL ELEMENTS EXIST AND NO INFERENCE CAN BE MADE FROM AN OVERALL MASS FOR THESE ELEMENTS AT THIS LOD IN THIS SYSTEM.</p></div>	<div><p>NO DISTINCT MODEL ELEMENTS EXIST BUT INFERENCE ABOUT ELEMENTS CAN BE MADE FROM AN OVERALL MASS AT THIS LOD IN THIS SYSTEM.</p></div>	<div><p>53 B1080.10-LOD 200 Precast Structural Stairs (Concrete) From lkerd.com</p></div>
Description	See B1080		Element modeling to include: <ol style="list-style-type: none">1. Type of structural concrete system2. Approximate geometry (e.g. depth) of structural elements
Associated Masterformat Sections: 03 11 23 / 03 30 00 / 03 41 23 / 03 48 19 / 05 51 00 05 55 00 / 05 71 00 / 06 43 00			
LoD 500			



BIMForum.Global



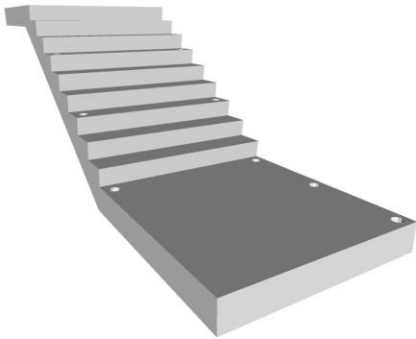
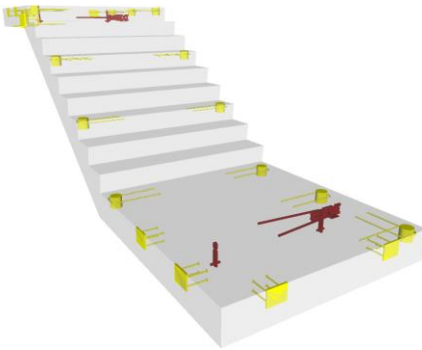
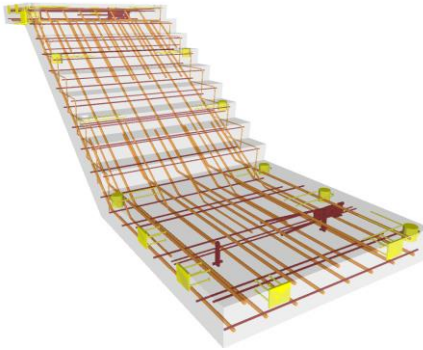
VDCForum.org

Notes:

a. LOD 000 does not exist in many LOD definitions. It has been added in the BIMForum Global LOD Specification to address data structures when no model elements existing and to define contact scopes when element at omitted from modeling.

b. LOD definitions should be defined in the Project Execution Plan's (PEP) Building Information Modeling (BIM) section. These may also be referred to as a BIM Execution Plan (BxP, BEP) on your project.

c. In the absence of a PEP, BEP, BxP, etc, the LOD definitions shall be per the BIMForum Global LOD Definitions, Reference: [BIMForum.Global/LOD](#)




300 ^{b,c}	350 ^{b,c}	400 ^{b,c}
<div><p>54 B1080.10-LOD 300 Precast Structural Stairs (Concrete) From lkerd.com</p></div>	<div><p>55 B1080.10-LOD 350 Precast Structural Stairs (Concrete) From lkerd.com</p></div>	<div><p>56 B1080.10-LOD 400 Precast Structural Stairs (Concrete) From lkerd.com</p></div>
Element is accurate as to: <ol style="list-style-type: none">1. Riser count2. Riser height3. Tread width4. Nosing conditions, including top and bottom5. Landing geometry	Element modeling to include: <ol style="list-style-type: none">1. Reinforcing Post-tension profiles and strand locations2. Reinforcement called out, modeled if required by the BXP, typically only in congested areas3. Pour joints and sequences to help identify reinforcing lap splice locations, scheduling, etc.4. Chamfer5. Expansion Joints6. Lifting devices7. Embeds and anchor rods8. Post-tension profile and strands modeled if required by the BXP9. All penetrations modeled to rough opening dimensions.10. Any permanent forming or shoring components	Element modeling to include: <ol style="list-style-type: none">1. All reinforcement including post tension elements detailed and modeled2. Finishes, etc.

LoA



Please Click here to provide feedback to this Version 2024 Public Draft:
Copyright © 2024 by BIMForum Global. All rights reserved. This document is copyrighted under a [Creative Commons Attribution-NonCommercial-NoDerivatives 4.0 International License](#)



LOD	000 ^a	100 ^{b,c}	200 ^{b,c}
	<div></div> <div>NO DISTINCT MODEL ELEMENTS EXIST AND NO INFERENCE CAN BE MADE FROM AN OVERALL MASS FOR THESE ELEMENTS AT THIS LOD IN THIS SYSTEM.</div>	<div></div> <div>NO DISTINCT MODEL ELEMENTS EXIST BUT INFERENCE ABOUT ELEMENTS CAN BE MADE FROM AN OVERALL MASS AT THIS LOD IN THIS SYSTEM.</div>	<div></div> <div>45 B1010.20 – LOD 200 Precast Structural Double Tee (Concrete)</div> <div>From lkerd.com</div>
Description	See B10B10		Element modeling to include: <div>1. Approximate geometry (e.g. depth) of structural elements.</div>
Associated Masterformat Sections:			
03 30 00 / 03 40 00 / 04 20 00 / 05 10 00 / 05 20 00 / 05 21 23 / 05 42 00 / 05 44 00 / 06 11 00 / 06 13 00 / 06 13 26 / 06 17 33 / 06 17 36 / 06 17 53 / 06 18 13 / 06 18 16 / 06 50 00			
LoD 500			


BIMForum.Global


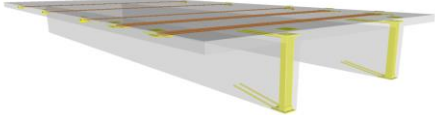


VDCForum.org

Notes:



a. LOD 000 does not exist in many LOD definitions. It has been added in the BIMForum Global LOD Specification to address data structures when no model elements existing and to define contact scopes when element at omitted from modeling.

b. LOD definitions should be defined in the Project Execution Plan's (PEP) Building Information Modeling (BIM) section. These may also be referred to as a BIM Execution Plan (BxP, BEP) on your project.

c. In the absence of a PEP, BEP, BxP, etc, the LOD definitions shall be per the BIMForum Global LOD Definitions, Reference: [BIMForum.Global/LOD](#)

300 ^{b,c}	350 ^{b,c}	400 ^{b,c}
<div></div> <div>46 B1010.20 – LOD 300 Precast Structural Double Tee (Concrete)</div> <div>From lkerd.com</div>	<div></div> <div>47 B1010.20 – LOD 350 Precast Structural Double Tee (Concrete)</div> <div>From lkerd.com</div>	<div></div> <div>48 B1010.20 – LOD 200 Precast Structural Double Tee (Concrete)</div> <div>From lkerd.com</div>
Element modeling to include: <div>1. Specific sizes and locations of main concrete structural members modeled per defined structural grid with correct orientation.</div> <div>2. Concrete defined per spec (strength, air entrainment, aggregate size, etc.)</div> <div>3. All sloping surfaces included in model element with exception of elements affected by manufacturer selection.</div>	Element modeling to include: <div>1. Reinforcing Post-tension profiles and strand locations.</div> <div>2. Reinforcement called out, modeled if required by the BXP, typically only in congested areas.</div> <div>3. Chamfer</div> <div>4. Pour joints and sequences to help identify reinforcing lap splice locations, scheduling, etc.</div> <div>5. Expansion Joints</div> <div>6. Lifting devices</div> <div>7. Embeds and anchor rods</div> <div>8. Penetrations for items such as MEP</div> <div>9. Any permanent forming or shoring components</div>	Element modeling to include: <div>1. All reinforcement including post tension elements detailed and modeled</div> <div>2. Finishes</div>

LoA

LOD	000 ^a	100 ^{b,c}	200 ^{b,c}
	<div><p>NO DISTINCT MODEL ELEMENTS EXIST AND NO INFERENCE CAN BE MADE FROM AN OVERALL MASS FOR THESE ELEMENTS AT THIS LOD IN THIS SYSTEM.</p></div>	<div><p>NO DISTINCT MODEL ELEMENTS EXIST BUT INFERENCE ABOUT ELEMENTS CAN BE MADE FROM AN OVERALL MASS AT THIS LOD IN THIS SYSTEM.</p></div>	
Description	N/A		Generic wall objects separated by type of material (e.g. brick wall vs. terracotta). Approximate thickness of layer represented by a single assembly. Layouts and locations still flexible.
Associated Masterformat Sections:			
03 30 00 / 03 40 00 / 04 20 00 / 05 41 00 / 06 11 00 / 06 12 00 / 06 16 00			
LoD 500			

LoA



BIMForum.Global



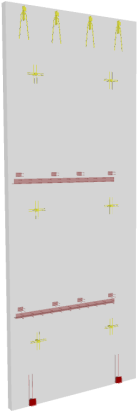

VDCForum.org

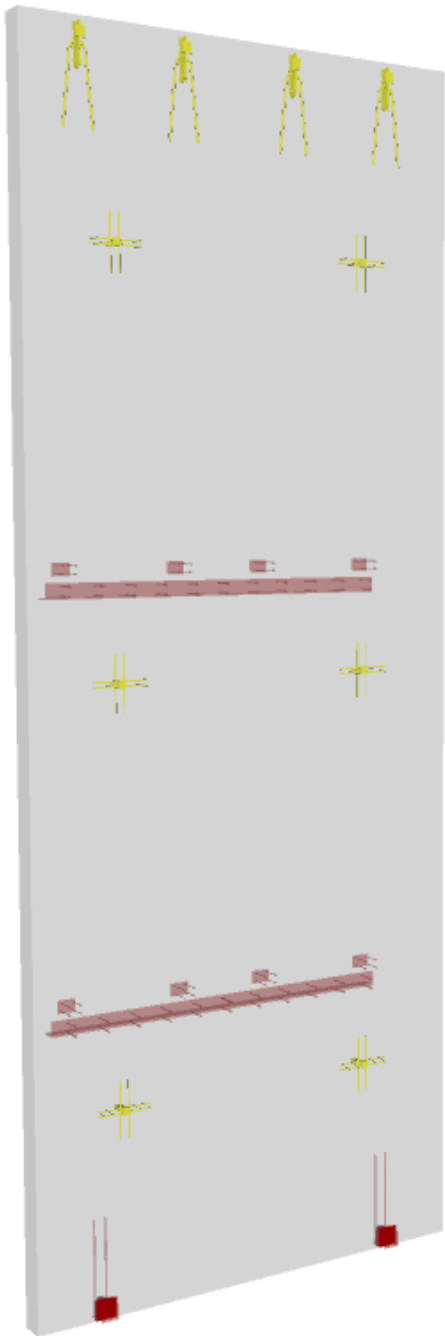
Notes:

a. LOD 000 does not exist in many LOD definitions. It has been added in the BIMForum Global LOD Specification to address data structures when no model elements existing and to define contact scopes when element at omitted from modeling.

b. LOD definitions should be defined in the Project Execution Plan's (PEP) Building Information Modeling (BIM) section. These may also be referred to as a BIM Execution Plan (BxP, BEP) on your project.

c. In the absence of a PEP, BEP, BxP, etc, the LOD definitions shall be per the BIMForum Global LOD Definitions, Reference: [BIMForum.Global/LOD](https://bimforum.org/global/LOD)



300 ^{b,c}	350 ^{b,c}	400 ^{b,c}
	<div><p>79 B2010.20- LOD 350 Precast Wall (Concrete) From lkerd.com</p></div>	<div><p>80 B2010.20- LOD 350 Precast Wall (Concrete) From lkerd.com</p></div>
Specific wall modeled to actual dimensions. Penetrations are modeled to nominal dimensions for major wall openings such as windows, doors, and large mechanical elements. Shear panels	Element modeling to include: <ol style="list-style-type: none">Reinforcing Post-tension profiles and strand locationsReinforcement called out, modeled if required by the BXP, typically only in congested areasPour joints and sequences to help identify reinforcing lap splice locations, scheduling, etc.Expansion JointsLifting devicesEmbeds and anchor rodsPost-tension profile and strands modeled if required by the BXPAll penetrations are modeled at actual rough-opening dimensions.Any permanent forming or shoring componentsChamfer, reveals, etc.	Element modeling to include: <ol style="list-style-type: none">All reinforcement including post tension elements detailed and modeled



LoD 500

Tilt Wall Concrete



LOD	000 ^a	100 ^{b,c}	200 ^{b,c}
	 <p>NO DISTINCT MODEL ELEMENTS EXIST AND NO INFERENCE CAN BE MADE FROM AN OVERALL MASS FOR THESE ELEMENTS AT THIS LOD IN THIS SYSTEM.</p>	 <p>NO DISTINCT MODEL ELEMENTS EXIST BUT INFERENCE ABOUT ELEMENTS CAN BE MADE FROM AN OVERALL MASS AT THIS LOD IN THIS SYSTEM.</p>	
Description	N/A		Generic wall objects separated by type of material (e.g. brick wall vs. terracotta). Approximate thickness of layer represented by a single assembly. Layouts and locations still flexible.
Associated Masterformat Sections:			

03 30 00 / 03 40 00 / 04 20 00 / 05 41 00 / 06 11 00 / 06 12 00 / 06 16 00

BIMFORUM

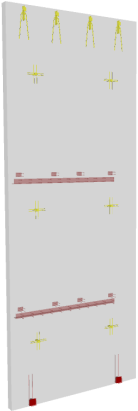

GLOBAL

BIMForum.Global

VDCFORUM

VDCForum.org

Notes:
a. LOD 000 does not exist in many LOD definitions. It has been added in the BIMForum Global LOD Specification to address data structures when no model elements existing and to define contact scopes when element at omitted from modeling.
b. LOD definitions should be defined in the Project Execution Plan's (PEP) Building Information Modeling (BIM) section. These may also be referred to as a BIM Execution Plan (BxP, BEP) on your project.
c. In the absence of a PEP, BEP, BxP, etc, the LOD definitions shall be per the BIMForum Global LOD Definitions, Reference:
[BIMForum.Global/LOD](#)

300 ^{b,c}	350 ^{b,c}	400 ^{b,c}
	 <p>79 B2010.20- LOD 350 Tilt Wall (Concrete) From lkerd.com</p>	 <p>80 B2010.20- LOD 400 Tilt-Wall(Concrete) From lkerd.com</p>
Specific wall modeled to actual dimensions. Penetrations are modeled to nominal dimensions for major wall openings such as windows, doors, and large mechanical elements. Shear panels	Element modeling to include: 1. Reinforcing 2. Reinforcement called out, modeled if required by the BXP, typically only in congested areas 3. Pour joints and sequences to help identify reinforcing lap splice locations, scheduling, etc. 4. Expansion Joints 5. Lifting devices 6. Embeds and anchor rods 7. All penetrations are modeled at actual rough-opening dimensions. 8. Any permanent forming or shoring components 9. Chamfer, reveals, etc.	Element modeling to include: 1. All reinforcement elements detailed and modeled

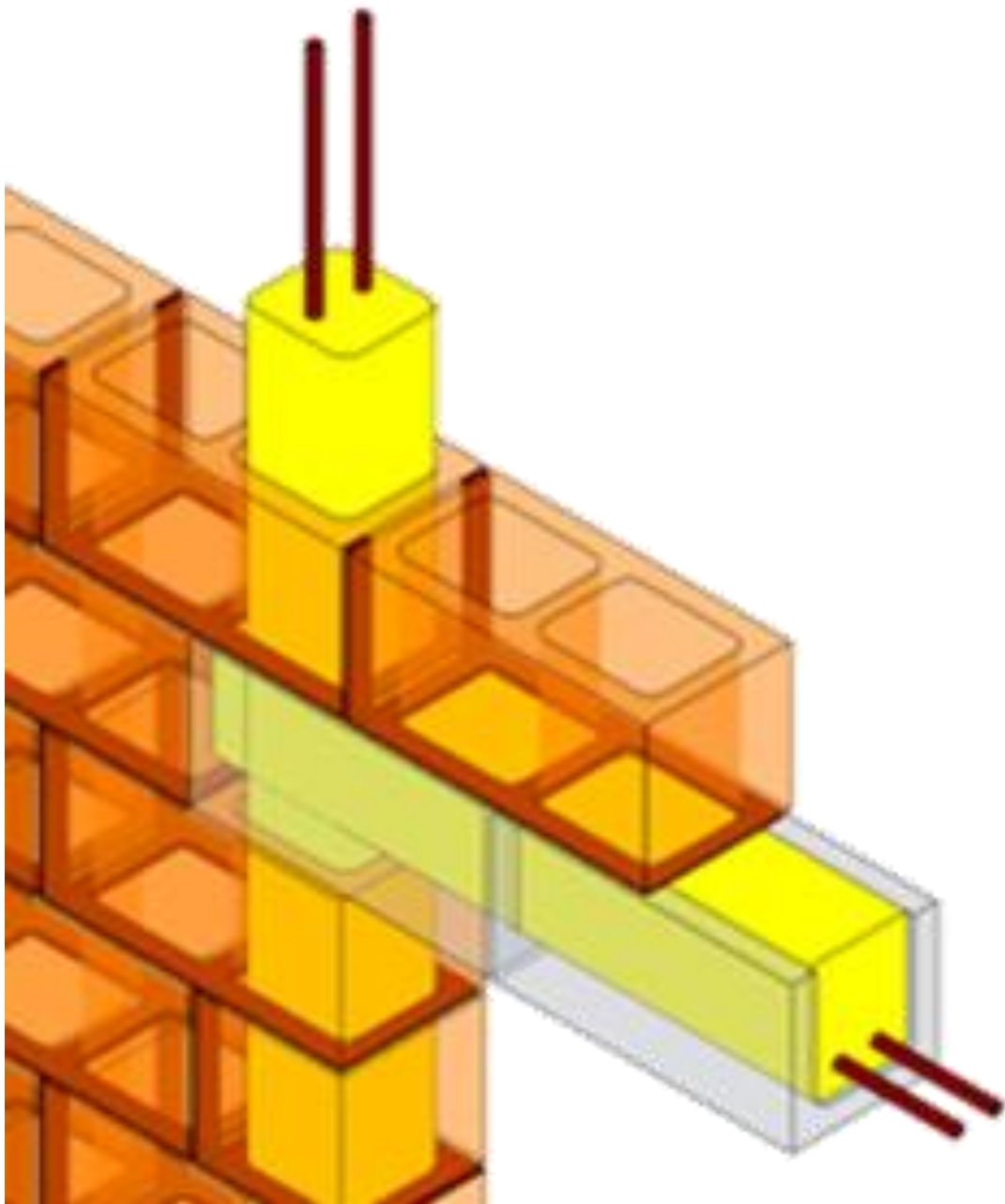
LoD 500

LoA



Please Click here to provide feedback to this Version 2024 Public Draft:
Copyright © 2024 by BIMForum Global. All rights reserved. This document is copyrighted under a [Creative Commons Attribution-NonCommercial-NoDerivatives 4.0 International License](#)



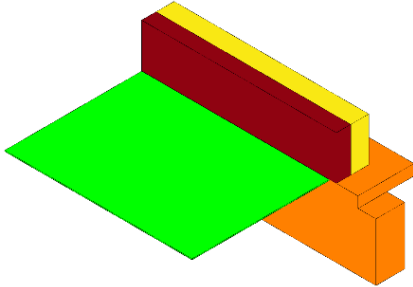


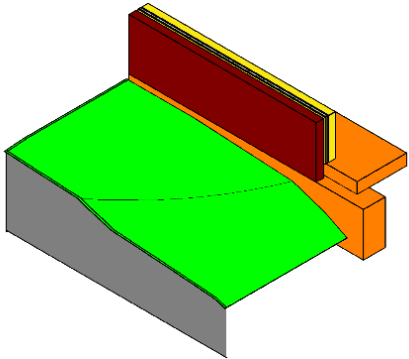
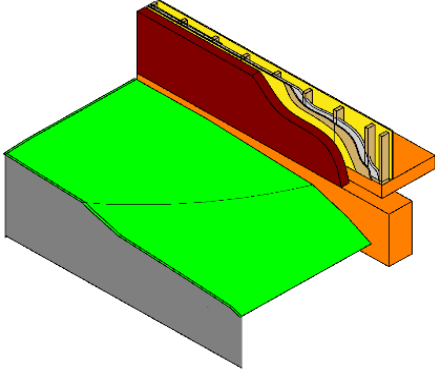
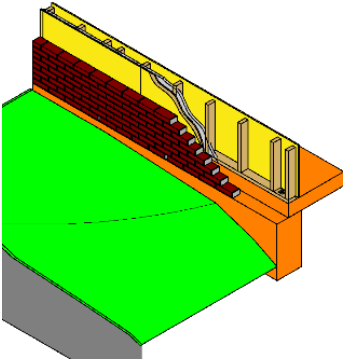




LoD 500

MASONRY





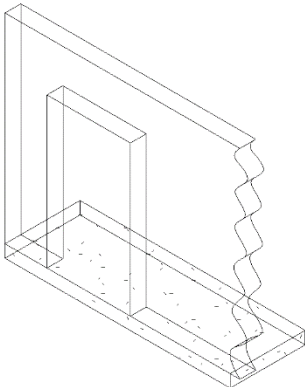
LOD	000 ^a	100 ^{b,c}	200 ^{b,c}		300 ^{b,c}	350 ^{b,c}	400 ^{b,c}
	<div><p>NO DISTINCT MODEL ELEMENTS EXIST AND NO INFERENCE CAN BE MADE FROM AN OVERALL MASS FOR THESE ELEMENTS AT THIS LOD IN THIS SYSTEM.</p></div>	<div><p>NO DISTINCT MODEL ELEMENTS EXIST BUT INFERENCE ABOUT ELEMENTS CAN BE MADE FROM AN OVERALL MASS AT THIS LOD IN THIS SYSTEM.</p></div>	<div><p>63 B2010.10-LOD-200 Exterior Wall Veneer</p><p>From lkerd.com</p></div>	<div><div><div><p>BIMFORUM GLOBAL</p></div><div>BIMForum.Global</div><div><p>VDCFORUM</p></div><div>VDCForum.org</div></div><p>Notes:</p><p>a. LOD 000 does not exist in many LOD definitions. It has been added in the BIMForum Global LOD Specification to address data structures when no model elements existing and to define contact scopes when element at omitted from modeling.</p><p>b. LOD definitions should be defined in the Project Execution Plan's (PEP) Building Information Modeling (BIM) section. These may also be referred to as a BIM Execution Plan (BxP, BEP) on your project.</p><p>c. In the absence of a PEP, BEP, BxP, etc, the LOD definitions shall be per the BIMForum Global LOD Definitions, Reference: BIMForum.Global/LOD</p></div>	<div><p>64 B2010.10-LOD-300 Exterior Wall Veneer</p><p>From lkerd.com</p></div>	<div><p>65 B2010.10-LOD-350 Exterior Wall Veneer</p><p>From lkerd.com</p></div>	<div><p>66 B2010.10-LOD-400 Exterior Wall Veneer</p><p>From lkerd.com</p></div>
<p>Description</p> <p>Associated Masterformat Sections:</p> <p>03 40 00 / 04 20 00 / 04 26 13 / 04 42 00 / 04 43 13 / 04 70 00 / 05 19 13 / 06 20 13 / 06 61 00 / 07 19 00 / 07 24 00 / 07 42 00 / 07 44 00 / 07 46 00 / 09 24 00 / 09 24 23 / 09 90 00</p>	N/A		<p>Generic wall objects separated by type of material (e.g. brick wall vs. terracotta).</p> <p>Approximate thickness of layer represented by a single assembly.</p> <p>Layouts and locations still flexible.</p>		<p>Exterior wall veneer modeled as a separate element.</p> <p>Specific wall modeled to actual dimensions.</p> <p>Penetrations are modeled to nominal dimensions for major wall openings such as windows, doors, and large mechanical elements.</p>	<p>Exterior wall veneer modeled as a separate element.</p> <p>All penetrations are modeled at actual rough-opening dimensions.</p> <p>Precast concrete panels are individually modeled. Connection points are specified.</p> <p>Connection to interfacing systems</p> <p>Images notes:</p> <ol style="list-style-type: none">1. Wall veneer element2. Skin layers including but not limited to waterproofing membrane3. Core framing4. Concrete slab edge	<p>Element modeling includes:</p> <ol style="list-style-type: none">1. Individual masonry units2. Skin layers including3. Moisture barrier, sheathing, and insulation4. Core framing5. Bolt6. Concrete slab edge7. Weep holes
LoD 500							

LoA



[Please Click here to provide feedback to this Version 2024 Public Draft:](#)
Copyright © 2024 by BIMForum Global. All rights reserved. This document is copyrighted under a [Creative Commons Attribution-NonCommercial-NoDerivatives 4.0 International License](#)



LOD	000 ^a	100 ^{b,c}	200 ^{b,c}
	<div><p>NO DISTINCT MODEL ELEMENTS EXIST AND NO INFERENCE CAN BE MADE FROM AN OVERALL MASS FOR THESE ELEMENTS AT THIS LOD IN THIS SYSTEM.</p></div>	<div><p>NO DISTINCT MODEL ELEMENTS EXIST BUT INFERENCE ABOUT ELEMENTS CAN BE MADE FROM AN OVERALL MASS AT THIS LOD IN THIS SYSTEM.</p></div>	<div><p>75 B2010.04-LOD-200 Exterior Wall (Masonry) From lkerd.com</p></div>
Description	N/A		Generic wall objects separated by type of material (e.g. brick wall vs. terracotta). Approximate thickness of layer represented by a single assembly. Layouts and locations still flexible.
Associated Masterformat Sections:			
01 83 16			



BIMForum.Global



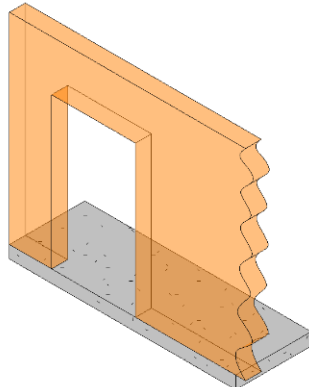
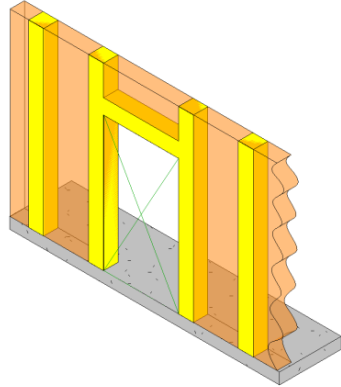
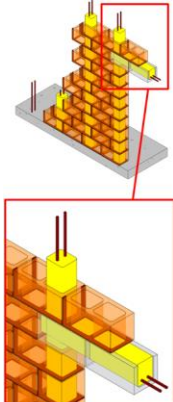
VDCForum.org

Notes:

a. LOD 000 does not exist in many LOD definitions. It has been added in the BIMForum Global LOD Specification to address data structures when no model elements existing and to define contact scopes when element at omitted from modeling.

b. LOD definitions should be defined in the Project Execution Plan's (PEP) Building Information Modeling (BIM) section. These may also be referred to as a BIM Execution Plan (BxP, BEP) on your project.

c. In the absence of a PEP, BEP, BxP, etc, the LOD definitions shall be per the BIMForum Global LOD Definitions, Reference: [BIMForum.Global/LOD](#)

300 ^{b,c}	350 ^{b,c}	400 ^{b,c}
<div><p>76 B2010.04-LOD-300 Exterior Wall (Masonry) From lkerd.com</p></div>	<div><p>77 B2010.04-LOD-350 Exterior Wall (Masonry) From lkerd.com</p></div>	<div><p>78 B2010.04-LOD-400 Exterior Wall (Masonry) From lkerd.com</p></div>
Specific wall modeled to actual dimensions. Penetrations are modeled to nominal dimensions for major wall openings such as windows, doors, and large mechanical elements. Shear panels	Element modeling to include: <ol style="list-style-type: none">Members modeled at any interface with wall edges (top, bottom, sides) or opening through wallAll penetrations are modeled at actual rough-opening dimensions.Openings modeled with support framing around openingsAny regions that would impact coordination with other systems such as but not limited to:<ol style="list-style-type: none">Bond Beam & Lintel RegionsReinforcing & Embed RegionsJam RegionsAny other grouted regions	Element modeling to include: <ol style="list-style-type: none">ReinforcingConnectionsGrouting MaterialJamsBond BeamsLintelsMember fabrication part numberAny part required for complete installation



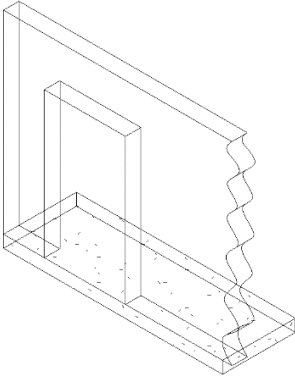
LoD 500

LoA



[Please Click here to provide feedback to this Version 2024 Public Draft:](#)
Copyright © 2024 by BIMForum Global. All rights reserved. This document is copyrighted under a [Creative Commons Attribution-NonCommercial-NoDerivatives 4.0 International License](#)



LOD	000 ^a	100 ^{b,c}	200 ^{b,c}
	<div><p>NO DISTINCT MODEL ELEMENTS EXIST AND NO INFERENCE CAN BE MADE FROM AN OVERALL MASS FOR THESE ELEMENTS AT THIS LOD IN THIS SYSTEM.</p></div>	<div><p>NO DISTINCT MODEL ELEMENTS EXIST BUT INFERENCE ABOUT ELEMENTS CAN BE MADE FROM AN OVERALL MASS AT THIS LOD IN THIS SYSTEM.</p></div>	<div><p>37 B1010.10-LOD-200 Floor Structural Frame (Masonry Framing) From lkerd.com</p></div>
Description	See B10		See B10
Associated Masterformat Sections:			
04 20 00			
LoD 500			



BIMForum.Global



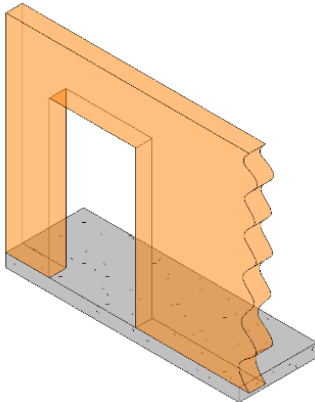
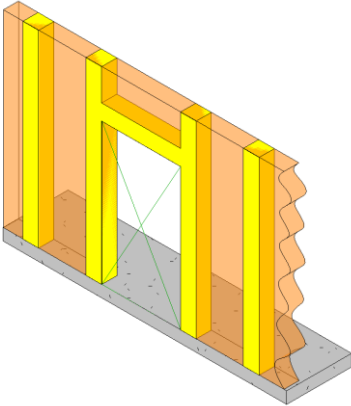
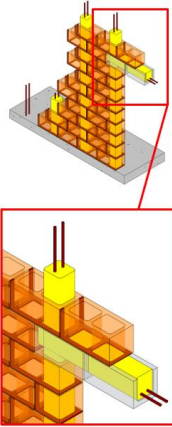
VDCForum.org

Notes:

a. LOD 000 does not exist in many LOD definitions. It has been added in the BIMForum Global LOD Specification to address data structures when no model elements existing and to define contact scopes when element at omitted from modeling.

b. LOD definitions should be defined in the Project Execution Plan's (PEP) Building Information Modeling (BIM) section. These may also be referred to as a BIM Execution Plan (BxP, BEP) on your project.

c. In the absence of a PEP, BEP, BxP, etc, the LOD definitions shall be per the BIMForum Global LOD Definitions, Reference: [BIMForum.Global/LOD](#)



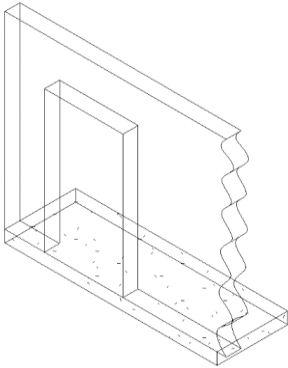
300 ^{b,c}	350 ^{b,c}	400 ^{b,c}
<div><p>38 B1010.10-LOD-300 Floor Structural Frame (Masonry Framing) From lkerd.com</p></div>	<div><p>39 B1010.10-LOD-350 Floor Structural Frame (Masonry Framing) From lkerd.com</p></div>	<div><p>40 B1010.10-LOD-400 Floor Structural Frame (Masonry Framing) From lkerd.com</p></div>
Element modeling to include: 1. floor element with design-specified locations and geometries	Element modeling to include: 1. Members modeled at any interface with wall edges (top, bottom, sides) or opening through wall 2. Any regions that would impact coordination with other systems such as but not limited to: <ul style="list-style-type: none">Bond Beam & Lintel RegionsReinforcing & Embed RegionsJam RegionsAny other grouted regions	Element modeling to include: 1. Reinforcing 2. Connections 3. Grouting Material 4. Jams 5. Bond Beams 6. Lintels 7. Member fabrication part number 8. Any part required for complete installation

LoA



Please Click here to provide feedback to this Version 2024 Public Draft:
Copyright © 2024 by BIMForum Global. All rights reserved. This document is copyrighted under a [Creative Commons Attribution-NonCommercial-NoDerivatives 4.0 International License](#)



LOD	000 ^a	100 ^{b,c}	200 ^{b,c}
	<div></div> <div>NO DISTINCT MODEL ELEMENTS EXIST AND NO INFERENCE CAN BE MADE FROM AN OVERALL MASS FOR THESE ELEMENTS AT THIS LOD IN THIS SYSTEM.</div>	<div></div> <div>NO DISTINCT MODEL ELEMENTS EXIST BUT INFERENCE ABOUT ELEMENTS CAN BE MADE FROM AN OVERALL MASS AT THIS LOD IN THIS SYSTEM.</div>	<div></div> <div>85 C1010.04-LOD-200 Interior Wall (Masonry) <small>From lkerd.com</small></div>
Description	See C10	IN	See C1010
Associated Masterformat Sections:			
10 22 00 / 01 84 13			



BIMForum.Global



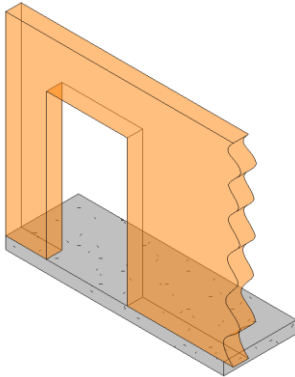
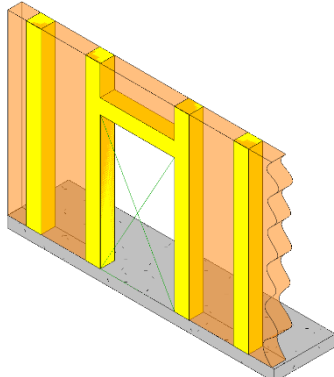
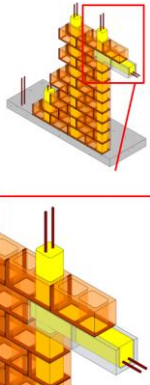
VDCForum.org

Notes:

a. LOD 000 does not exist in many LOD definitions. It has been added in the BIMForum Global LOD Specification to address data structures when no model elements existing and to define contact scopes when element at omitted from modeling.

b. LOD definitions should be defined in the Project Execution Plan's (PEP) Building Information Modeling (BIM) section. These may also be referred to as a BIM Execution Plan (BxP, BEP) on your project.

c. In the absence of a PEP, BEP, BxP, etc, the LOD definitions shall be per the BIMForum Global LOD Definitions, Reference: [BIMForum.Global/LOD](#)

300 ^{b,c}	350 ^{b,c}	400 ^{b,c}
<div></div> <div>86 C1010.04-LOD-300 Interior Wall (Masonry) <small>From lkerd.com</small></div>	<div></div> <div>87 C1010.04-LOD-350 Interior Wall (Masonry) <small>From lkerd.com</small></div>	<div></div> <div>88 C1010.04-LOD-400 Interior Wall (Masonry) <small>From lkerd.com</small></div>
See C1010.10	Element modeling to include: <div><div>1. Members modeled at any interface with wall edges (top, bottom, sides) or opening through wall</div><div>2. All penetrations are modeled at actual rough-opening dimensions.</div><div>3. Any regions that would impact coordination with other systems such as but not limited to:<ul style="list-style-type: none">Bond Beam & Lintel RegionsReinforcing & Embed Regions</div><div>4. Jam Regions</div></div>	Element modeling to include: <div><div>1. Reinforcing</div><div>2. Connections</div><div>3. Grouting Material</div><div>4. Jams</div><div>5. Bond Beams</div><div>6. Lintels</div><div>7. Member fabrication part number</div><div>8. Any part required for complete installation</div></div>

LoD 500

LoA



Please Click here to provide feedback to this Version 2024 Public Draft:
Copyright © 2024 by BIMForum Global. All rights reserved. This document is copyrighted under a [Creative Commons Attribution-NonCommercial-NoDerivatives 4.0 International License](#)



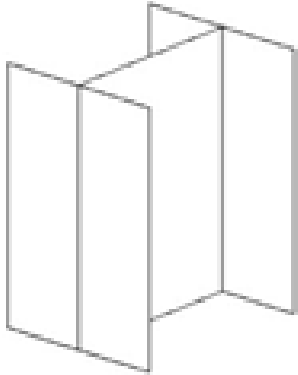




LoD 500

STRUCTURAL & MISCELLANEOUS STEEL



LOD	000 ^a	100 ^{b,c}	200 ^{b,c}
	<div><p>NO DISTINCT MODEL ELEMENTS EXIST AND NO INFERENCE CAN BE MADE FROM AN OVERALL MASS FOR THESE ELEMENTS AT THIS LOD IN THIS SYSTEM.</p></div>	<div><p>NO DISTINCT MODEL ELEMENTS EXIST BUT INFERENCE ABOUT ELEMENTS CAN BE MADE FROM AN OVERALL MASS AT THIS LOD IN THIS SYSTEM.</p></div>	<div><p>23 B1010.10-LOD-200 Floor Structural Frame (Steel Framing Columns)</p><p>From lkerd.com</p></div>
Description	Generic column element. See B10.		See B1010
Associated Masterformat Sections:			
05 10 00			



BIMForum.Global




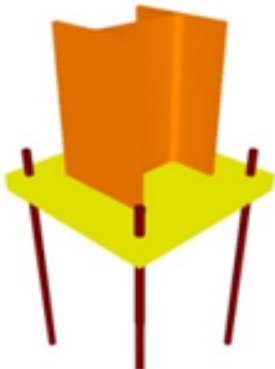

VDCForum.org

Notes:

a. LOD 000 does not exist in many LOD definitions. It has been added in the BIMForum Global LOD Specification to address data structures when no model elements existing and to define contact scopes when element at omitted from modeling.

b. LOD definitions should be defined in the Project Execution Plan's (PEP) Building Information Modeling (BIM) section. These may also be referred to as a BIM Execution Plan (BxP, BEP) on your project.

c. In the absence of a PEP, BEP, BxP, etc, the LOD definitions shall be per the BIMForum Global LOD Definitions, Reference: [BIMForum.Global/LOD](#)

300 ^{b,c}	350 ^{b,c}	400 ^{b,c}
<div><p>24 B1010.10-LOD-300 Floor Structural Frame (Steel Framing Columns)</p><p>From lkerd.com</p></div>	<div><p>25 B1010.10-LOD-350 Floor Structural Frame (Steel Framing Columns)</p><p>From lkerd.com</p></div>	<div><p>26 B1010.10-LOD-400 Floor Structural Frame (Steel Framing Columns)</p><p>From lkerd.com</p></div>
<p>Element modeling to include:</p> <ol style="list-style-type: none">Specific sizes of main vertical structural members modeled per defined structural grid with correct location and orientation.	<p>Element modeling to include:</p> <ol style="list-style-type: none">Actual elevations and location of member connectionsMain elements of typical connections applied to all structural steel connections such as base plates, gusset plates, anchor rods, etc.Any miscellaneous steel members with correct size, shape, orientation, and material.Any steel structure reinforcement such as web stiffeners, sleeve penetrations, etc.	<p>Element modeling to include:</p> <ol style="list-style-type: none">WeldsCoping of membersCap patesWashers, nuts, etc.All assembly elements



LoD 500

LoA



[Please Click here to provide feedback to this Version 2024 Public Draft:](#)
Copyright © 2024 by BIMForum Global. All rights reserved. This document is copyrighted under a [Creative Commons Attribution-NonCommercial-NoDerivatives 4.0 International License](#)



LOD	000 ^a	100 ^{b,c}	200 ^{b,c}
	<div></div> <div>NO DISTINCT MODEL ELEMENTS EXIST AND NO INFERENCE CAN BE MADE FROM AN OVERALL MASS FOR THESE ELEMENTS AT THIS LOD IN THIS SYSTEM.</div>	<div></div> <div>NO DISTINCT MODEL ELEMENTS EXIST BUT INFERENCE ABOUT ELEMENTS CAN BE MADE FROM AN OVERALL MASS AT THIS LOD IN THIS SYSTEM.</div>	
Description	See B10		See B1010
Associated Masterformat Sections:			
05 10 00 / 05 20 00 / 05 21 23			



BIMForum.Global






VDCForum.org

Notes:

a. LOD 000 does not exist in many LOD definitions. It has been added in the BIMForum Global LOD Specification to address data structures when no model elements existing and to define contact scopes when element at omitted from modeling.



b. LOD definitions should be defined in the Project Execution Plan's (PEP) Building Information Modeling (BIM) section. These may also be referred to as a BIM Execution Plan (BxP, BEP) on your project.

c. In the absence of a PEP, BEP, BxP, etc, the LOD definitions shall be per the BIMForum Global LOD Definitions, Reference: [BIMForum.Global/LOD](#)

300 ^{b,c}	350 ^{b,c}	400 ^{b,c}
<div></div> <div>27 B1010.10-LOD-300 Floor Structural Frame (Steel Framing Beams)</div> <div>From lkerd.com</div>	<div></div> <div>28 B1010.10-LOD-350 Floor Structural Frame (Steel Framing Beams)</div> <div>From lkerd.com</div>	<div></div> <div>29 B1010.10-LOD-400 Floor Structural Frame (Steel Framing Beams)</div> <div>From lkerd.com</div>
Element modeling to include: <ul style="list-style-type: none">1. Specific sizes of main horizontal structural members modeled per defined structural grid with correct orientation, slope and elevation	Element modeling to include: <ul style="list-style-type: none">1. Actual elevations and location of member connections2. Main elements of typical connections applied to all structural steel connections such as base plates, gusset plates, anchor rods, etc.3. Any miscellaneous steel members with correct size, shape, orientation and material4. Any steel structure reinforcement such as web stiffeners, sleeve penetrations, etc.	Element modeling to include: <ul style="list-style-type: none">1. Welds2. Coping of members3. Bent plates, cap pates, etc.4. Bolts, washers, nuts, etc.5. All assembly elements

LoD 500

LoA

LOD	000 ^a	100 ^{b,c}	200 ^{b,c}
	<div></div> <div>NO DISTINCT MODEL ELEMENTS EXIST AND NO INFERENCE CAN BE MADE FROM AN OVERALL MASS FOR THESE ELEMENTS AT THIS LOD IN THIS SYSTEM.</div>	<div></div> <div>NO DISTINCT MODEL ELEMENTS EXIST BUT INFERENCE ABOUT ELEMENTS CAN BE MADE FROM AN OVERALL MASS AT THIS LOD IN THIS SYSTEM.</div>	
Description	See B10		See B1010
Associated Masterformat Sections:			
05 10 00			
LoD 500			



BIMForum.Global





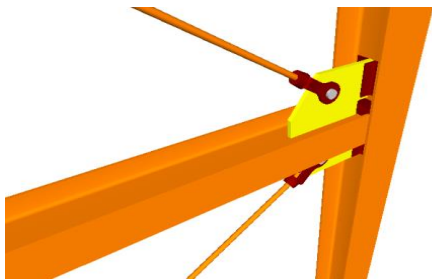
VDCForum.org

Notes:

a. LOD 000 does not exist in many LOD definitions. It has been added in the BIMForum Global LOD Specification to address data structures when no model elements existing and to define contact scopes when element at omitted from modeling.

b. LOD definitions should be defined in the Project Execution Plan's (PEP) Building Information Modeling (BIM) section. These may also be referred to as a BIM Execution Plan (BxP, BEP) on your project.

c. In the absence of a PEP, BEP, BxP, etc, the LOD definitions shall be per the BIMForum Global LOD Definitions, Reference: [BIMForum.Global/LOD](#)

300 ^{b,c}	350 ^{b,c}	400 ^{b,c}
<div></div> <div>30 B1010.100-LOD-300 Floor Structural Frame (Steel Framing Bracing Rods)</div> <div>From lkerd.com</div>	<div></div> <div>31 B1010.100-LOD-350 Floor Structural Frame (Steel Framing Bracing Rods)</div> <div>From lkerd.com</div>	<div></div> <div>32 B1010.100-LOD-400 Floor Structural Frame (Steel Framing Bracing Rods)</div> <div>From lkerd.com</div>
Element modeling to include: 1. Specific sizes of main structural braces modeled per defined structural grid	Element modeling to include: 1. Connection details 2. Actual elevations and location of member connections 3. Main elements of typical connections applied to all structural steel connections such as base plates, gusset plates, anchor rods, etc. 4. Any miscellaneous steel members with correct size, shape, orientation and material	Element modeling to include: 1. Welds 2. Clevis 3. Bolts, washers, nuts, etc. 4. All assembly elements

LoA





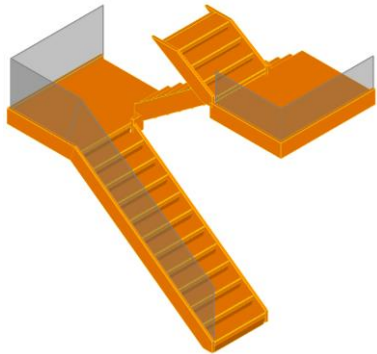
[Please Click here to provide feedback to this Version 2024 Public Draft:](#)
Copyright © 2024 by BIMForum Global. All rights reserved. This document is copyrighted under a [Creative Commons Attribution-NonCommercial-NoDerivatives 4.0 International License](#)



STEEL STAIRS & RAILING

LoD 500



LOD	000 ^a	100 ^{b,c}	200 ^{b,c}
	<div><p>NO DISTINCT MODEL ELEMENTS EXIST AND NO INFERENCE CAN BE MADE FROM AN OVERALL MASS FOR THESE ELEMENTS AT THIS LOD IN THIS SYSTEM.</p></div>	<div><p>NO DISTINCT MODEL ELEMENTS EXIST BUT INFERENCE ABOUT ELEMENTS CAN BE MADE FROM AN OVERALL MASS AT THIS LOD IN THIS SYSTEM.</p></div>	<div><p>49 B1080.10-LOD-200 Stair Construction</p><p>From lkerd.com</p></div>
Description	See B1080		Generic model element with simplified treads and risers.
Associated Masterformat Sections:			Nominal overall unit scope shall include:
			Nominal plan dimensions (length, width)
			Nominal vertical dimensions (levels, landings)
LoD 500			



BIMForum.Global



VDCForum.org

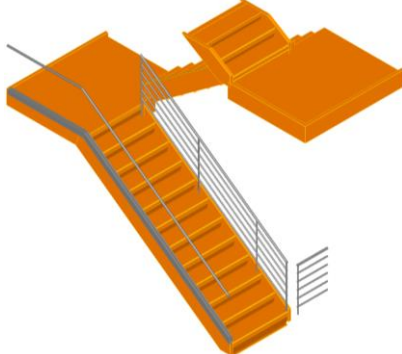
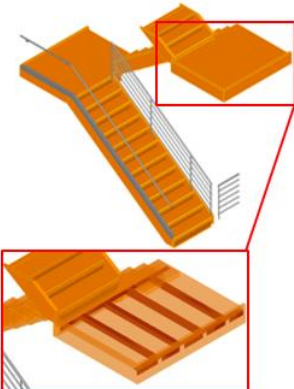
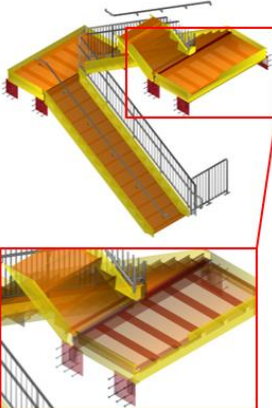
Notes:

a. LOD 000 does not exist in many LOD definitions. It has been added in the BIMForum Global LOD Specification to address data structures when no model elements existing and to define contact scopes when element at omitted from modeling.



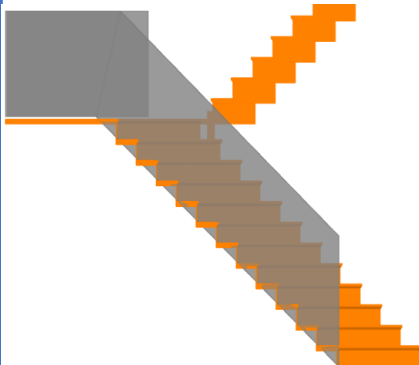
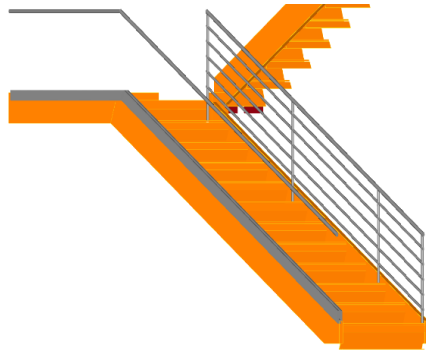
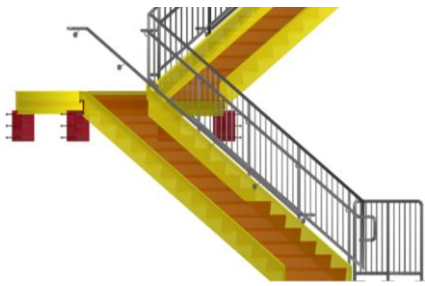
b. LOD definitions should be defined in the Project Execution Plan's (PEP) Building Information Modeling (BIM) section. These may also be referred to as a BIM Execution Plan (BxP, BEP) on your project.

c. In the absence of a PEP, BEP, BxP, etc, the LOD definitions shall be per the BIMForum Global LOD Definitions, Reference:

[BIMForum.Global/LOD](#)

300 ^{b,c}	350 ^{b,c}	400 ^{b,c}
<div><p>50 B1080.10-LOD-300 Stair Construction</p><p>From lkerd.com</p></div>	<div><p>51 B1080.10-LOD-350 Stair Construction</p><p>From lkerd.com</p></div>	<div><p>52 B1080.10-LOD-400 Stair Construction</p><p>From lkerd.com</p></div>
Major stair support elements are modeled (stringers).	Secondary stair support elements are modeled (hangers, brackets, handrail connection points etc.).	All stair elements are modeled to support fabrication and installation.
Element is accurate as to:		
<div><div>1. Riser count</div><div>2. Riser height</div><div>3. Tread width</div><div>4. Nosing conditions, including top and bottom</div><div>5. Landing geometry</div></div>		






LOD	000 ^a	100 ^{b,c}	200 ^{b,c}	300 ^{b,c}			350 ^{b,c}	400 ^{b,c}	
	<div><p>NO DISTINCT MODEL ELEMENTS EXIST AND NO INFERENCE CAN BE MADE FROM AN OVERALL MASS FOR THESE ELEMENTS AT THIS LOD IN THIS SYSTEM.</p></div>	<div><p>NO DISTINCT MODEL ELEMENTS EXIST BUT INFERENCE CAN BE MADE FROM AN OVERALL MASS AT THIS LOD IN THIS SYSTEM.</p></div>	<div><p>57 B1080.50-LOD-200 Stair Railings</p><p>From lkerd.com</p></div>	<div><div><div>BIMFORUM</div><div>GLOBAL</div><div>BIMForum.Global</div></div><div><div>VDCFORUM</div><div>VDCForum.org</div></div></div> <div>Notes: a. LOD 000 does not exist in many LOD definitions. It has been added in the BIMForum Global LOD Specification to address data structures when no model elements existing and to define contact scopes when element at omitted from modeling. b. LOD definitions should be defined in the Project Execution Plan's (PEP) Building Information Modeling (BIM) section. These may also be referred to as a BIM Execution Plan (BxP, BEP) on your project. c. In the absence of a PEP, BEP, BxP, etc, the LOD definitions shall be per the BIMForum Global LOD Definitions, Reference: BIMForum.Global/LOD</div>			<div><p>58 B1080.50-LOD-300 Stair Railings</p><p>From lkerd.com</p></div>		<div><p>59 B1080.50-LOD-400 Stair Railings</p><p>From lkerd.com</p></div>
Description	See B1080		Generic model elements without articulation of material or railing structure such as balusters, posts, or supports.	Element is accurate as to: <div><div>1. Railing geometry</div><div>2. Railing element spacing</div><div>3. Supports for wall mounted railings</div></div>				[See Fundamental LOD Definitions]	
Associated Masterformat Sections: 05 15 00 / 05 52 00 / 05 73 00 / 06 43 16 / 06 63 00 / 06 81 00									
LoD 500									

LoA

STEEL JOISTS

LoD 500



LOD	000 ^a	100 ^{b,c}	200 ^{b,c}
	<div><p>NO DISTINCT MODEL ELEMENTS EXIST AND NO INFERENCE CAN BE MADE FROM AN OVERALL MASS FOR THESE ELEMENTS AT THIS LOD IN THIS SYSTEM.</p></div>	<div><p>NO DISTINCT MODEL ELEMENTS EXIST BUT INFERENCE ABOUT ELEMENTS CAN BE MADE FROM AN OVERALL MASS AT THIS LOD IN THIS SYSTEM.</p></div>	<div><p>33 B1010.10-LOD-200 Floor Structural Frame (Steel Joists), From lkerd.com</p></div>
Description	See B10		Element modeling to include: 1. Approximate depth
Associated Masterformat Sections:			
05 10 00 / 05 20 00 / 05 21 23			
LoD 500			



BIMForum.Global





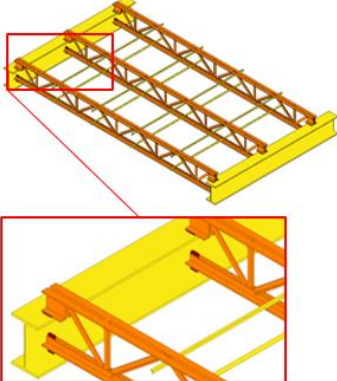
VDCForum.org

Notes:

a. LOD 000 does not exist in many LOD definitions. It has been added in the BIMForum Global LOD Specification to address data structures when no model elements existing and to define contact scopes when element at omitted from modeling.

b. LOD definitions should be defined in the Project Execution Plan's (PEP) Building Information Modeling (BIM) section. These may also be referred to as a BIM Execution Plan (BxP, BEP) on your project.

c. In the absence of a PEP, BEP, BxP, etc, the LOD definitions shall be per the BIMForum Global LOD Definitions, Reference: [BIMForum.Global/LOD](#)

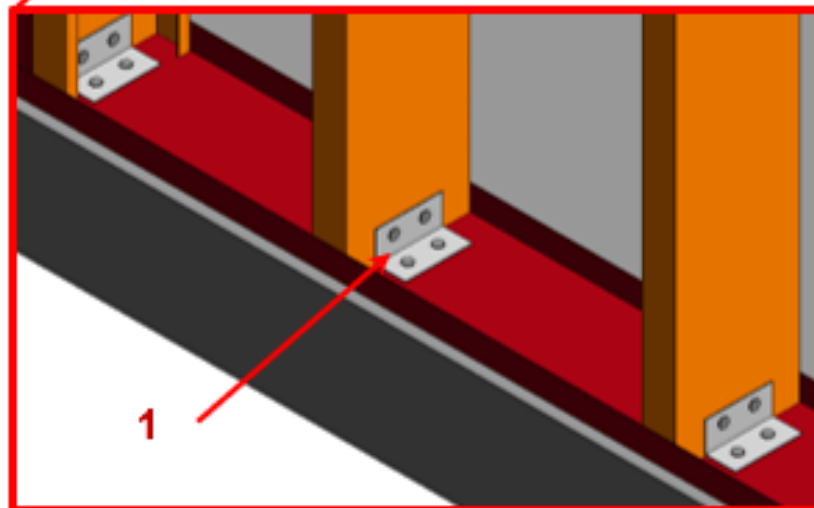
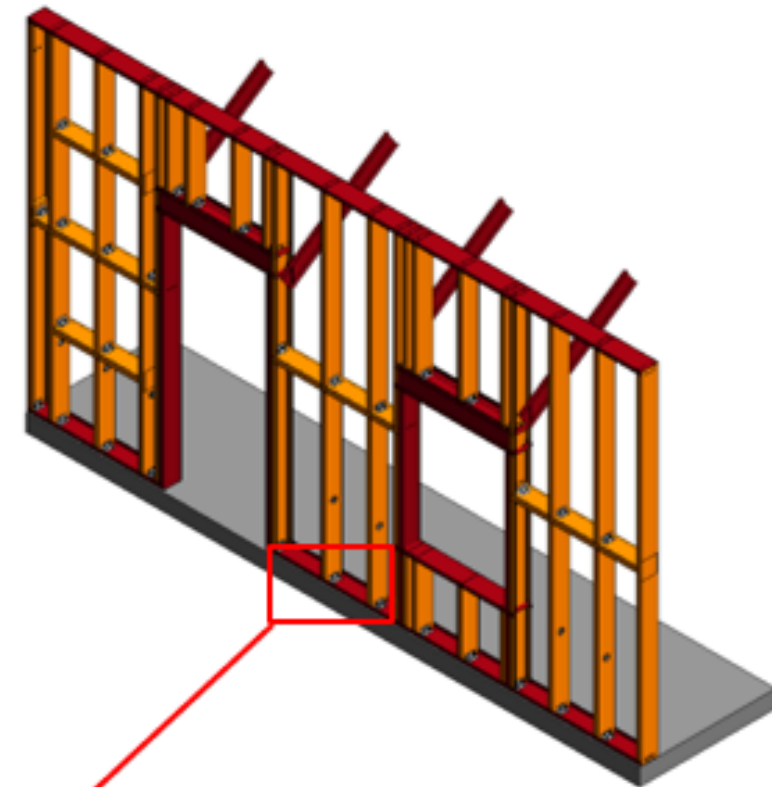
300 ^{b,c}	350 ^{b,c}	400 ^{b,c}
<div><p>34 B1010.10-LOD-300 Floor Structural Frame (Steel Joists), From lkerd.com</p></div>	<div><p>35 B1010.10-LOD-350 Floor Structural Frame (Steel Joists), From lkerd.com</p></div>	<div><p>36 B1010.10-LOD-400 Floor Structural Frame (Steel Joists), From lkerd.com</p></div>
Element modeling to include: 1. Joist size, depth, slope, and material 2. Spacing and end elevations 3. Joist seat depth	Element modeling to include, information needed for cross trade collaboration such as: 1. Actual final joist profile locations with accurate panel points 2. Joist bridging and lateral braces. 3. Fire protection coating 4. Any miscellaneous steel pertaining to the joist 5. Joist seat width 6. Erection details for installation 7. Chord and web member section profiles are defined 8. Joist layout in coordination with metal deck fasteners would be confirmed 9. Non-standard joist seat depths and/or sloping joist seat	Element modeling to include: 1. Welds 2. Connection plates 3. Member fabrication part number 4. Quantity 5. Spacing 6. Anchorage 7. Material required for proper installation 8. Mark identification that correlates with bill of material 9. Type of shop paint if required

LoA



Please Click here to provide feedback to this Version 2024 Public Draft:
Copyright © 2024 by BIMForum Global. All rights reserved. This document is copyrighted under a Creative Commons Attribution-NonCommercial-NoDerivatives 4.0 International License





LoD 500



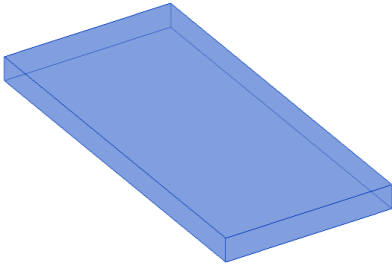
COLD FORMED METAL FRAMING, DRYWALL & SHEATHING



[Please Click here to provide feedback to this Version 2024 Public Draft:](#)

Copyright © 2024 by BIMForum Global. All rights reserved. This document is copyrighted under a [Creative Commons Attribution-NonCommercial-NoDerivatives 4.0 International License](#)



LOD	000 ^a	100 ^{b,c}	200 ^{b,c}
	 <p>NO DISTINCT MODEL ELEMENTS EXIST AND NO INFERENCE CAN BE MADE FROM AN OVERALL MASS FOR THESE ELEMENTS AT THIS LOD IN THIS SYSTEM.</p>	 <p>NO DISTINCT MODEL ELEMENTS EXIST BUT INFERENCE ABOUT ELEMENTS CAN BE MADE FROM AN OVERALL MASS AT THIS LOD IN THIS SYSTEM.</p>	
Description	See B10		Element modeling to include: <ul style="list-style-type: none">1. Rough architectural masses2. Approximate member depth3. Desired member spacing
Associated Masterformat Sections:			
05 10 00 / 05 42 00 / 05 44 00			
LoD 500			



BIMForum.Global



VDCForum.org

Notes:



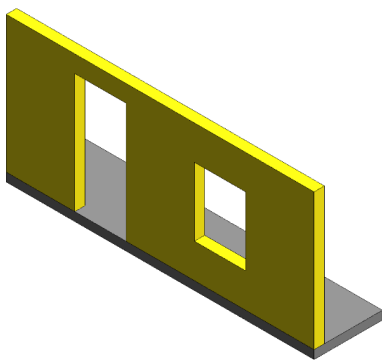
a. LOD 000 does not exist in many LOD definitions. It has been added in the BIMForum Global LOD Specification to address data structures when no model elements existing and to define contact scopes when element at omitted from modeling.

b. LOD definitions should be defined in the Project Execution Plan's (PEP) Building Information Modeling (BIM) section. These may also be referred to as a BIM Execution Plan (BxP, BEP) on your project.

c. In the absence of a PEP, BEP, BxP, etc, the LOD definitions shall be per the BIMForum Global LOD Definitions, Reference: [BIMForum.Global/LOD](https://www.bimforum.org/global/LOD)

300 ^{b,c}	350 ^{b,c}	400 ^{b,c}
See Element Sections For Additional Information		
Element modeling to include: <ul style="list-style-type: none">1. Floor element with design-specified locations and geometries	Element modeling to include: <ul style="list-style-type: none">1. Members modeled at any interface with wall edges (top, bottom, sides) or opening through wall2. Bridging or straps	Element modeling to include: <ul style="list-style-type: none">1. Welds2. Connections3. Member fabrication part number4. Any part required for complete installation

LoA

LOD	000 ^a	100 ^{b,c}	200 ^{b,c}
	<div><p>NO DISTINCT MODEL ELEMENTS EXIST AND NO INFERENCE CAN BE MADE FROM AN OVERALL MASS FOR THESE ELEMENTS AT THIS LOD IN THIS SYSTEM.</p></div>	<div><p>NO DISTINCT MODEL ELEMENTS EXIST BUT INFERENCE ABOUT ELEMENTS CAN BE MADE FROM AN OVERALL MASS AT THIS LOD IN THIS SYSTEM.</p></div>	<div><p>71 B2010.05-LOD-200 Exterior Wall (Cold-Form Metal Framing)</p><p>From lkerd.com</p></div>
Description	N/A		Generic wall objects separated by type of material (e.g. brick wall vs. terracotta).
Associated Masterformat Sections:			Approximate thickness of layer represented by a single assembly.
01 83 16			Layouts and locations still flexible.
LoD 500			



BIMForum.Global




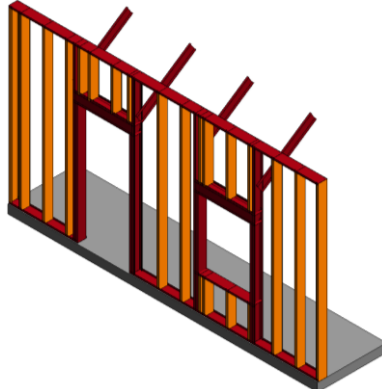
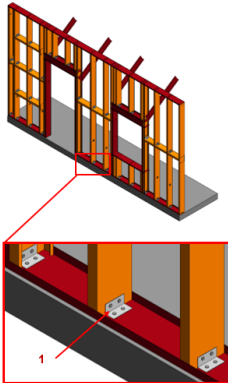
VDCForum.org

Notes:

a. LOD 000 does not exist in many LOD definitions. It has been added in the BIMForum Global LOD Specification to address data structures when no model elements existing and to define contact scopes when element at omitted from modeling.

b. LOD definitions should be defined in the Project Execution Plan's (PEP) Building Information Modeling (BIM) section. These may also be referred to as a BIM Execution Plan (BxP, BEP) on your project.

c. In the absence of a PEP, BEP, BxP, etc, the LOD definitions shall be per the BIMForum Global LOD Definitions, Reference: [BIMForum.Global/LOD](#)



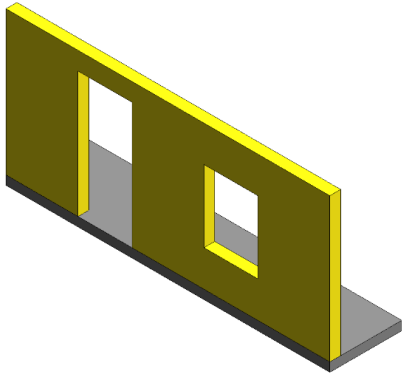
300 ^{b,c}	350 ^{b,c}	400 ^{b,c}
<div><p>72 B2010.05-LOD-300 Exterior Wall (Cold-Form Metal Framing)</p><p>From lkerd.com</p></div>	<div><p>73 B2010.05-LOD-350 Exterior Wall (Cold-Form Metal Framing)</p><p>From lkerd.com</p></div>	<div><p>74 B2010.05-LOD-400 Exterior Wall (Cold-Form Metal Framing)</p><p>From lkerd.com</p></div>
Specific wall modeled to actual dimensions.	Cold formed metal framing is developed with sufficient elements to support detailed interface coordination with other systems such as MEP.	Cold formed metal framing is developed with sufficient elements that support the fabrication of the CFMF system.
Penetrations are modeled to nominal dimensions for major wall openings such as windows, doors, and large mechanical elements.	All penetrations are modeled at actual rough-opening dimensions. Openings modeled with support framing around openings	Image notes: 1. Connection content is development in the wall elements. This includes but is not limited to fasteners, clips, and other related hardware.
Shear panels	Image notes: 1. Elements in red are critical wall support elements that cannot be easily cut for coordination of MEP opening through the walls. 2. Diagonal bracing (kickers) that may be in the above ceiling space are modeled for coordination with other building content such as MEP passing along the wall in the above ceiling spaces. 3. Infill cold formed metal framing modeling (Orange) may be omitted at this LOD if stated in the BXP. 4. Cladding and sheathing are not shown for clarity in this image.	2. Cladding and sheathing are not shown for clarity in this image.

LoA



Please Click here to provide feedback to this Version 2024 Public Draft:
Copyright © 2024 by BIMForum Global. All rights reserved. This document is copyrighted under a Creative Commons Attribution-NonCommercial-NoDerivatives 4.0 International License



LOD	000 ^a	100 ^{b,c}	200 ^{b,c}
	<div><p>NO DISTINCT MODEL ELEMENTS EXIST AND NO INFERENCE CAN BE MADE FROM AN OVERALL MASS FOR THESE ELEMENTS AT THIS LOD IN THIS SYSTEM.</p></div>	<div><p>NO DISTINCT MODEL ELEMENTS EXIST BUT INFERENCE ABOUT ELEMENTS CAN BE MADE FROM AN OVERALL MASS AT THIS LOD IN THIS SYSTEM.</p></div>	<div><p>89 C1010.05-LOD-200 Interior Wall (Cold-Form Metal Framing)</p><p>From lkerd.com</p></div>
Description	See C10		See C1010
Associated Masterformat Sections:			
10 22 00 / 01 84 13			
LoD 500			



BIMForum.Global



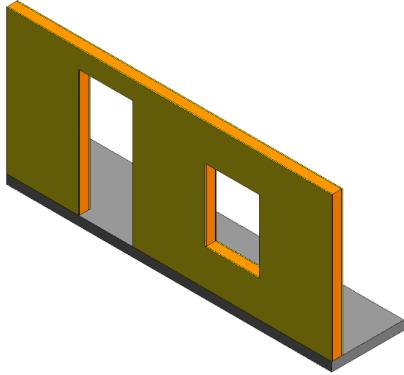
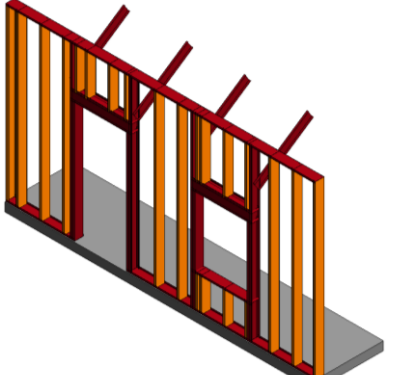
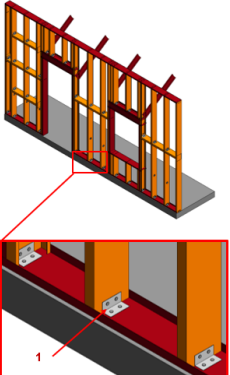
VDCForum.org

Notes:

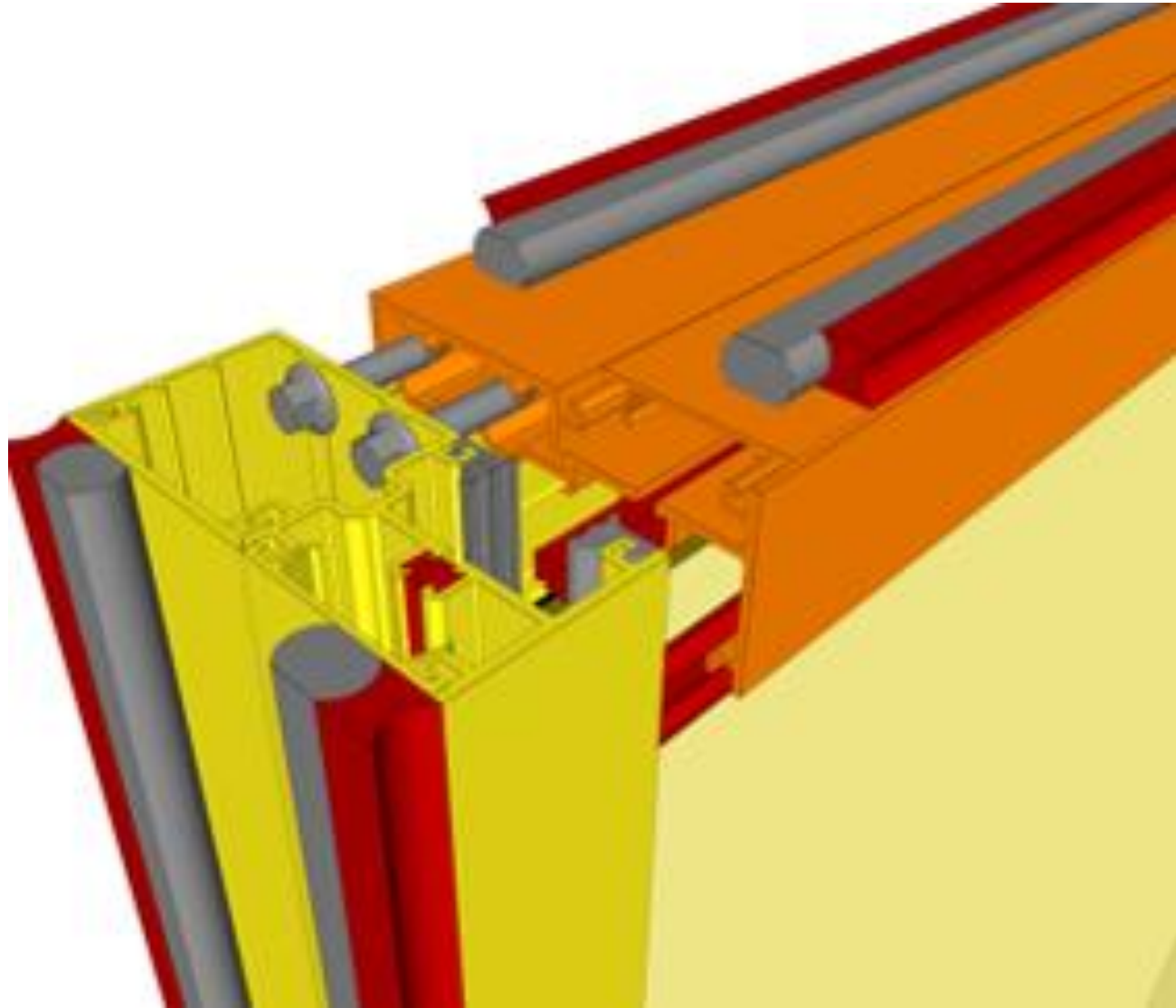
a. LOD 000 does not exist in many LOD definitions. It has been added in the BIMForum Global LOD Specification to address data structures when no model elements existing and to define contact scopes when element at omitted from modeling.

b. LOD definitions should be defined in the Project Execution Plan's (PEP) Building Information Modeling (BIM) section. These may also be referred to as a BIM Execution Plan (BxP, BEP) on your project.

c. In the absence of a PEP, BEP, BxP, etc, the LOD definitions shall be per the BIMForum Global LOD Definitions, Reference: [BIMForum.Global/LOD](#)

300 ^{b,c}	350 ^{b,c}	400 ^{b,c}
<div><p>90 C1010.05-LOD-300 Interior Wall (Cold-Form Metal Framing)</p><p>From lkerd.com</p></div>	<div><p>91 C1010.05-LOD-350 Interior Wall (Cold-Form Metal Framing)</p><p>From lkerd.com</p></div>	<div><p>92 C1010.05-LOD-400 Interior Wall (Cold-Form Metal Framing)</p><p>From lkerd.com</p></div>
See C1010.10	Cold formed metal framing is developed with sufficient elements to support detailed interface coordination with other systems such as MEP.	Cold formed metal framing is developed with sufficient elements that support the fabrication of the CFMF system.
	All penetrations are modeled at actual rough-opening dimensions.	Image notes: 1. Connection content is development in the wall elements. This includes but is not limited to fasteners, clips, and other related hardware. 2. Cladding and sheathing are not shown for clarity in this image.
	Image notes: 1. Elements in red are critical wall support elements that cannot be easily cut for coordination of MEP opening through the walls. 2. Diagonal bracing (kickers) that may be in the above ceiling space are modeled for coordination with other building content such as MEP passing along the wall in the above ceiling spaces. 3. Infill CFMF modeling (Orange) may be omitted at this LOD if stated in the BXP. 4. Cladding and sheathing are not shown for clarity in this image.	

LoA



LoD 500





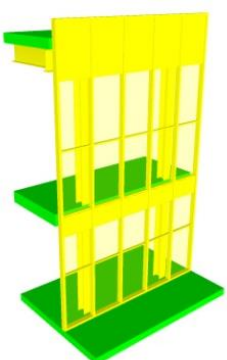
ENCLOSURES CLADDING & CURTAIN WALL



[Please Click here to provide feedback to this Version 2024 Public Draft:](#)

Copyright © 2024 by BIMForum Global. All rights reserved. This document is copyrighted under a [Creative Commons Attribution-NonCommercial-NoDerivatives 4.0 International License](#)








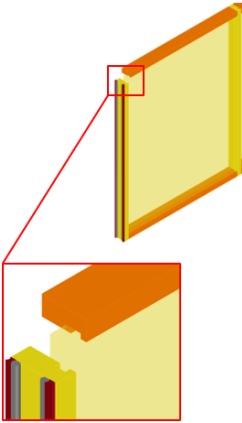
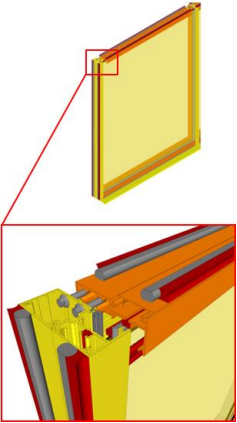
LOD	000 ^a	100 ^{b,c}	200 ^{b,c}	<div><div><div><div><div></div><div>BIMFORUM</div><div>GLOBAL</div><div>BIMForum.Global</div></div><div><div>VDCFORUM</div><div>VDCForum.org</div></div></div></div><div>Notes: a. LOD 000 does not exist in many LOD definitions. It has been added in the BIMForum Global LOD Specification to address data structures when no model elements existing and to define contact scopes when element at omitted from modeling. b. LOD definitions should be defined in the Project Execution Plan's (PEP) Building Information Modeling (BIM) section. These may also be referred to as a BIM Execution Plan (BxP, BEP) on your project. c. In the absence of a PEP, BEP, BxP, etc, the LOD definitions shall be per the BIMForum Global LOD Definitions, Reference: BIMForum.Global/LOD</div></div>	300 ^{b,c}	350 ^{b,c}	400 ^{b,c}
	<div><p>NO DISTINCT MODEL ELEMENTS EXIST AND NO INFERENCE CAN BE MADE FROM AN OVERALL MASS FOR THESE ELEMENTS AT THIS LOD IN THIS SYSTEM.</p></div>	<div><p>NO DISTINCT MODEL ELEMENTS EXIST BUT INFERENCE ABOUT ELEMENTS CAN BE MADE FROM AN OVERALL MASS AT THIS LOD IN THIS SYSTEM.</p></div>	<div><p>60 B2010-LOD-200 Exterior Walls</p><p>From lkerd.com</p></div>	<div><p>61 B2010-LOD-300 Exterior Walls</p><p>From lkerd.com</p></div>	<div><p>62 B2010-LOD-350 Exterior Walls</p><p>From lkerd.com</p></div>		
<div>Description</div> <div>Associated Masterformat Sections:</div> <div>01 83 16</div>	See B20		<div>Generic wall objects separated by type of material (e.g. brick wall vs. terracotta).</div> <div>Approximate overall wall thickness represented by a single assembly.</div> <div>Layouts and locations still flexible.</div>	<div>Single model element with specific overall thickness that accounts for veneer, structure, insulation, air space, and interior skin specified for the wall system. (Refer to LOD350 and LOD400 for individually modeled elements)</div> <div>Penetrations are modeled to nominal dimensions for major wall openings such as windows, doors, and large mechanical elements.</div>	<div>May be modeled as a single model element.</div> <div>Main structural members such as headers and jambs at openings are modeled.</div> <div>All penetrations are modeled at actual rough-opening dimensions.</div>		
LoD 500							

LoA



[Please Click here to provide feedback to this Version 2024 Public Draft:](#)
Copyright © 2024 by BIMForum Global. All rights reserved. This document is copyrighted under a [Creative Commons Attribution-NonCommercial-NoDerivatives 4.0 International License](#)






LOD	000 ^a	100 ^{b,c}	200 ^{b,c}		300 ^{b,c}	350 ^{b,c}	400 ^{b,c}
	<div><p>NO DISTINCT MODEL ELEMENTS EXIST AND NO INFERENCE CAN BE MADE FROM AN OVERALL MASS FOR THESE ELEMENTS AT THIS LOD IN THIS SYSTEM.</p></div>	<div><p>NO DISTINCT MODEL ELEMENTS EXIST BUT INFERENCE ABOUT ELEMENTS CAN BE MADE FROM AN OVERALL MASS AT THIS LOD IN THIS SYSTEM.</p></div>	<div><p>81 B2020.30-LOD-200 Exterior Window Wall From lkerd.com</p></div>	<div><p>Notes: a. LOD 000 does not exist in many LOD definitions. It has been added in the BIMForum Global LOD Specification to address data structures when no model elements existing and to define contact scopes when element at omitted from modeling. b. LOD definitions should be defined in the Project Execution Plan's (PEP) Building Information Modeling (BIM) section. These may also be referred to as a BIM Execution Plan (BxP, BEP) on your project. c. In the absence of a PEP, BEP, BxP, etc, the LOD definitions shall be per the BIMForum Global LOD Definitions, Reference: BIMForum.Global/LOD</p></div>	<div><p>82 B2020.30-LOD-300 Exterior Window Wall From lkerd.com</p></div>	<div><p>83 B2020.30-LOD-350 Exterior Window Wall From lkerd.com</p></div>	<div><p>84 B2020.30-LOD-400 Exterior Window Wall From lkerd.com</p></div>
Description	See B20		Generic wall objects representing major types of proposed window wall assemblies. Overall window wall assembly depth represented by a single model object. Layouts and locations still flexible.		Specified location and orientation of face of glass. Nominal face dimensions and thickness of glazing. Spacing, location, size and orientation of mullions. Operable components defined (windows, louvers and doors) and included in model.	Mullion shapes and geometry defined. Actual anchorage layouts and types defined and modeled. Actual panel dimensions (including seating).	Complete mullion extrusion profiles. Interface details between wall systems (within) and wall and support systems including sealants, end dams, flashings and membranes.
Associated Masterformat Sections:							
08 43 00							
LoD 500							

LoA



Please Click here to provide feedback to this Version 2024 Public Draft:
Copyright © 2024 by BIMForum Global. All rights reserved. This document is copyrighted under a Creative Commons Attribution-NonCommercial-NoDerivatives 4.0 International License



LOD	000 ^a	100 ^{b,c}	200 ^{b,c}
	<div><p>NO DISTINCT MODEL ELEMENTS EXIST AND NO INFERENCE CAN BE MADE FROM AN OVERALL MASS FOR THESE ELEMENTS AT THIS LOD IN THIS SYSTEM.</p></div>	<div><p>NO DISTINCT MODEL ELEMENTS EXIST BUT INFERENCE ABOUT ELEMENTS CAN BE MADE FROM AN OVERALL MASS AT THIS LOD IN THIS SYSTEM.</p></div>	<div><p>81 B2020.30-LOD-200 Exterior Window Wall From lkerd.com</p></div>
Description	N/A		Generic wall objects separated by type of material (e.g. brick wall vs. terracotta). Approximate thickness of layer represented by a single assembly. Layouts and locations still flexible.
Associated Masterformat Sections:			
09 20 00			
LoD 500			



BIMForum.Global



VDCForum.org

Notes:

a. LOD 000 does not exist in many LOD definitions. It has been added in the BIMForum Global LOD Specification to address data structures when no model elements existing and to define contact scopes when element at omitted from modeling.




b. LOD definitions should be defined in the Project Execution Plan's (PEP) Building Information Modeling (BIM) section. These may also be referred to as a BIM Execution Plan (BxP, BEP) on your project.

c. In the absence of a PEP, BEP, BxP, etc, the LOD definitions shall be per the BIMForum Global LOD Definitions, Reference: [BIMForum.Global/LOD](#)

300 ^{b,c}	350 ^{b,c}	400 ^{b,c}
See Element Sections For Additional Information		
Specific wall modeled to actual dimensions. Penetrations are modeled to nominal dimensions for major wall openings such as windows, doors, and large mechanical elements.	Exterior wall interior skin modeled as a separate element. All openings modeled to rough opening dimensions.	Element modeling to include: <div><div>1.</div><div>Studs and tracks</div></div> <div><div>2.</div><div>Individual masonry units</div></div> <div><div>3.</div><div>Reinforcing</div></div> <div><div>4.</div><div>Wall board</div></div> <div><div>5.</div><div>Insulation</div></div>

LoA

LoA

LOD	000 ^a	100 ^{b,c}	200 ^{b,c}
	<div><p>NO DISTINCT MODEL ELEMENTS EXIST AND NO INFERENCE CAN BE MADE FROM AN OVERALL MASS FOR THESE ELEMENTS AT THIS LOD IN THIS SYSTEM.</p></div>	<div><p>NO DISTINCT MODEL ELEMENTS EXIST BUT INFERENCE ABOUT ELEMENTS CAN BE MADE FROM AN OVERALL MASS AT THIS LOD IN THIS SYSTEM.</p></div>	<div><p>81 B2020.30-LOD-200 Exterior Window Wall From lkerd.com</p></div>
Description	See B20		See B2020
Associated Masterformat Sections:			
08 50 00 / 08 51 66 / 08 52 66 / 08 53 66 / 08 54 66 08 51 69 / 08 52 69 / 08 53 69 / 08 54 69			
LoD 500			



BIMForum.Global



VDCForum.org

Notes:

a. LOD 000 does not exist in many LOD definitions. It has been added in the BIMForum Global LOD Specification to address data structures when no model elements existing and to define contact scopes when element at omitted from modeling.

b. LOD definitions should be defined in the Project Execution Plan's (PEP) Building Information Modeling (BIM) section. These may also be referred to as a BIM Execution Plan (BxP, BEP) on your project.

c. In the absence of a PEP, BEP, BxP, etc, the LOD definitions shall be per the BIMForum Global LOD Definitions, Reference: [BIMForum.Global/LOD](#)



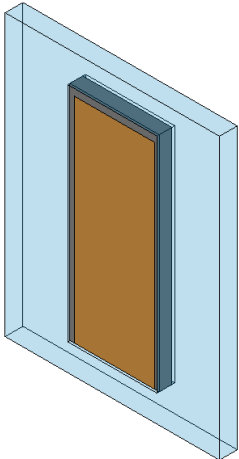
300 ^{b,c}	350 ^{b,c}	400 ^{b,c}
See Element Sections For Additional Information		
Units are modeled based on specified location and nominal size. Outer geometry (profile) of window frame elements and glazing modeled in correct location. Operation is indicated.	Attachment method of window to structure. Embed elements. Backer rod and sealant.	Detailed frame extrusion profiles. Glazing sub-components (gaskets) Attachment components. End dam. Fasteners.

LoA

LoA

LoA

LoA

LOD	000 ^a	100 ^{b,c}	200 ^{b,c}
	<div><p>NO DISTINCT MODEL ELEMENTS EXIST AND NO INFERENCE CAN BE MADE FROM AN OVERALL MASS FOR THESE ELEMENTS AT THIS LOD IN THIS SYSTEM.</p></div>	<div><p>NO DISTINCT MODEL ELEMENTS EXIST BUT INFERENCE ABOUT ELEMENTS CAN BE MADE FROM AN OVERALL MASS AT THIS LOD IN THIS SYSTEM.</p></div>	<div><p>From lkerd.com</p></div>
Description	See B20		See B2050
Associated Masterformat Sections:			
08 33 00 / 08 35 16			
LoD 500			

BIMFORUM

GLOBAL

[BIMForum.Global](#)

VDCFORUM

[VDCForum.org](#)

Notes:



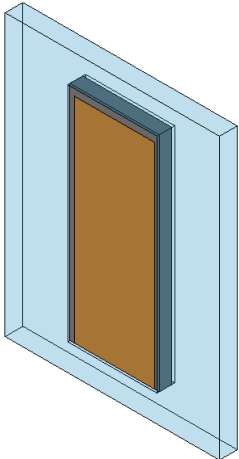
a. LOD 000 does not exist in many LOD definitions. It has been added in the BIMForum Global LOD Specification to address data structures when no model elements existing and to define contact scopes when element at omitted from modeling.

b. LOD definitions should be defined in the Project Execution Plan's (PEP) Building Information Modeling (BIM) section. These may also be referred to as a BIM Execution Plan (BxP, BEP) on your project.

c. In the absence of a PEP, BEP, BxP, etc, the LOD definitions shall be per the BIMForum Global LOD Definitions, Reference: [BIMForum.Global/LOD](#)

300 ^{b,c}	350 ^{b,c}	400 ^{b,c}
See Element Sections For Additional Information		
Grille assemblies modeled by type to include the following: 1. Nominal size of unit. 2. Operation is specified.	Major framing elements are modeled at jams and head.	All connections and interfaces modeled including brackets, supports, sealants, and thresholds.

LoA

LOD	000 ^a	100 ^{b,c}	200 ^{b,c}
	 <p>NO DISTINCT MODEL ELEMENTS EXIST AND NO INFERENCE CAN BE MADE FROM AN OVERALL MASS FOR THESE ELEMENTS AT THIS LOD IN THIS SYSTEM.</p>	 <p>NO DISTINCT MODEL ELEMENTS EXIST BUT INFERENCE ABOUT ELEMENTS CAN BE MADE FROM AN OVERALL MASS AT THIS LOD IN THIS SYSTEM.</p>	
Description	See B20		Generic model element that is indicative of approximate area and location of intended louver/vent.
Associated Masterformat Sections:			
08 90 00			

BIMFORUM

GLOBAL

BIMForum.Global

VDCFORUM

VDCForum.org

Notes:

a. LOD 000 does not exist in many LOD definitions. It has been added in the BIMForum Global LOD Specification to address data structures when no model elements existing and to define contact scopes when element at omitted from modeling.

b. LOD definitions should be defined in the Project Execution Plan's (PEP) Building Information Modeling (BIM) section. These may also be referred to as a BIM Execution Plan (BxP, BEP) on your project.

c. In the absence of a PEP, BEP, BxP, etc, the LOD definitions shall be per the BIMForum Global LOD Definitions, Reference: BIMForum.Global/LOD

300 ^{b,c}	350 ^{b,c}	400 ^{b,c}
See Element Sections For Additional Information		



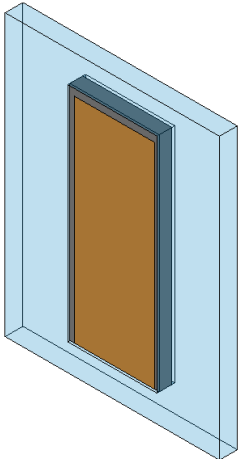
LoD 500

LoA



[Please Click here to provide feedback to this Version 2024 Public Draft:](#)
Copyright © 2024 by BIMForum Global. All rights reserved. This document is copyrighted under a [Creative Commons Attribution-NonCommercial-NoDerivatives 4.0 International License](#)



LOD	000 ^a	100 ^{b,c}	200 ^{b,c}
	 <p>NO DISTINCT MODEL ELEMENTS EXIST AND NO INFERENCE CAN BE MADE FROM AN OVERALL MASS FOR THESE ELEMENTS AT THIS LOD IN THIS SYSTEM.</p>	 <p>NO DISTINCT MODEL ELEMENTS EXIST BUT INFERENCE ABOUT ELEMENTS CAN BE MADE FROM AN OVERALL MASS AT THIS LOD IN THIS SYSTEM.</p>	
Description	See B20		See B2070
Associated Masterformat Sections:			
01 83 16 / 08 91 00			
LoD 500			

BIMFORUM

GLOBAL

BIMForum.Global

VDCFORUM

VDCForum.org

Notes:



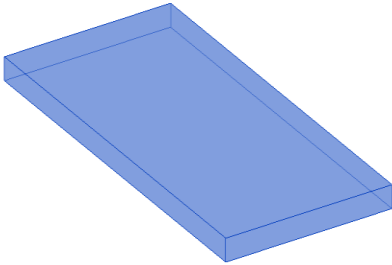
a. LOD 000 does not exist in many LOD definitions. It has been added in the BIMForum Global LOD Specification to address data structures when no model elements existing and to define contact scopes when element at omitted from modeling.

b. LOD definitions should be defined in the Project Execution Plan's (PEP) Building Information Modeling (BIM) section. These may also be referred to as a BIM Execution Plan (BxP, BEP) on your project.

c. In the absence of a PEP, BEP, BxP, etc, the LOD definitions shall be per the BIMForum Global LOD Definitions, Reference: BIMForum.Global/LOD

300 ^{b,c}	350 ^{b,c}	400 ^{b,c}
See Element Sections For Additional Information		
Louver assembly modeled by type, indicative of area and location of intended louver/vent. Accurate frame and blade boundary areas. Opening for louver is cut from host wall.	Major framing elements are modeled at connection points. Connection points are modeled.	All connections and interfaces modeled including brackets, supports, and sealants.

LoA

LOD	000 ^a	100 ^{b,c}	200 ^{b,c}
	 <p>NO DISTINCT MODEL ELEMENTS EXIST AND NO INFERENCE CAN BE MADE FROM AN OVERALL MASS FOR THESE ELEMENTS AT THIS LOD IN THIS SYSTEM.</p>	 <p>NO DISTINCT MODEL ELEMENTS EXIST BUT INFERENCE ABOUT ELEMENTS CAN BE MADE FROM AN OVERALL MASS AT THIS LOD IN THIS SYSTEM.</p>	
Description	See B30		See B3080
Associated Masterformat Sections:			
07 42 00 / 07 44 00 / 09 20 00 / 09 54 00 / 09 56 00			

BIMFORUM

GLOBAL

BIMForum.Global

VDCFORUM

VDCForum.org

Notes:

a. LOD 000 does not exist in many LOD definitions. It has been added in the BIMForum Global LOD Specification to address data structures when no model elements existing and to define contact scopes when element at omitted from modeling.

b. LOD definitions should be defined in the Project Execution Plan's (PEP) Building Information Modeling (BIM) section. These may also be referred to as a BIM Execution Plan (BxP, BEP) on your project.

c. In the absence of a PEP, BEP, BxP, etc, the LOD definitions shall be per the BIMForum Global LOD Definitions, Reference: BIMForum.Global/LOD

300 ^{b,c}	350 ^{b,c}	400 ^{b,c}
See Element Sections For Additional Information		
Overall assembly modeled to specific system thickness including structural backing. Location of expansion or control joints indicated, but not modeled.	Face material modeled to specific thickness. Structural backing members including bracing/lateral framing/kickers are modeled. Expansion or control joints are modeled to indicate specific width.	Individual elements of face material are modeled. Structural backing members and all support members (kickers) are modeled including all connections. Expansion or control joints are modeled.

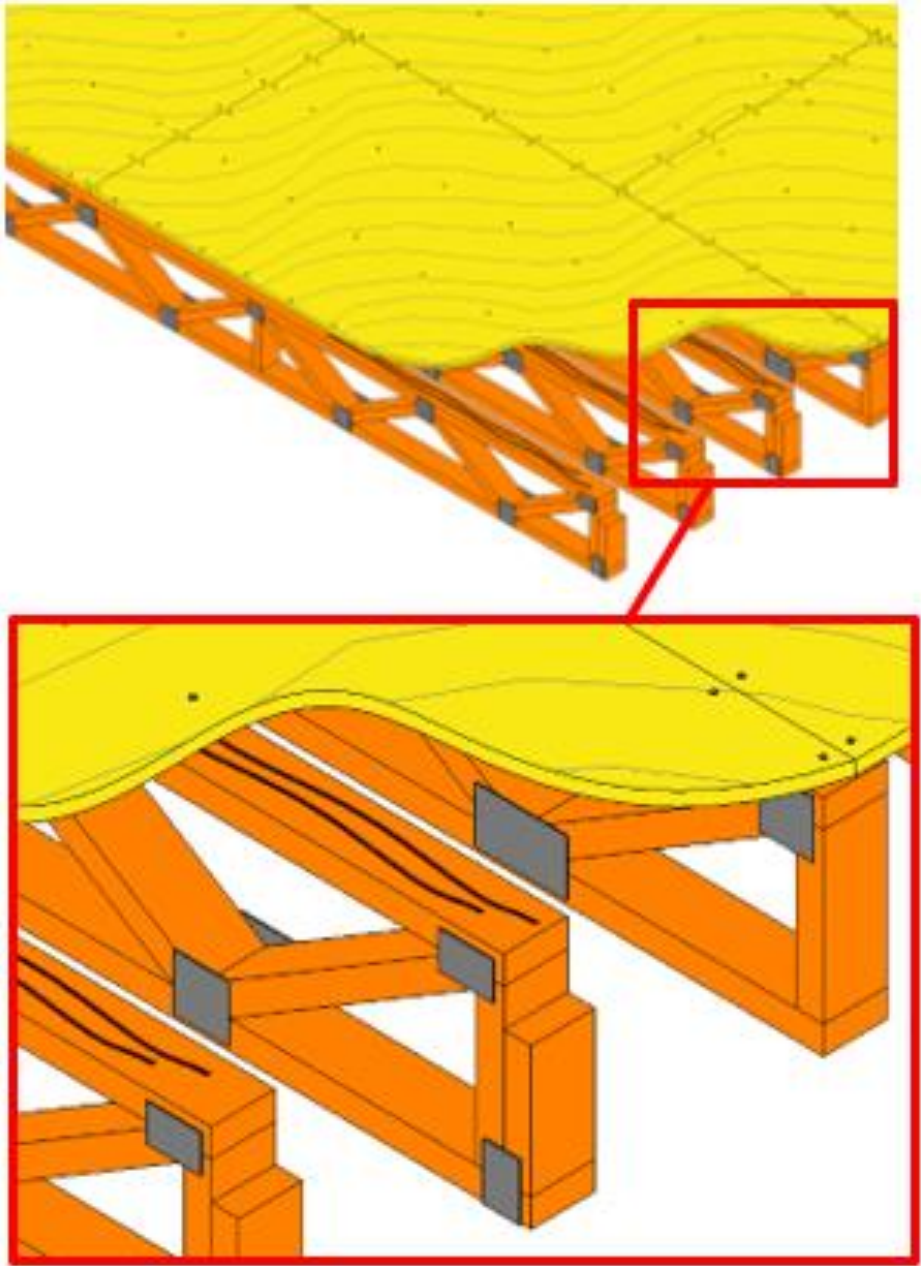
LoD 500

LoA



[Please Click here to provide feedback to this Version 2024 Public Draft:](#)
Copyright © 2024 by BIMForum Global. All rights reserved. This document is copyrighted under a [Creative Commons Attribution-NonCommercial-NoDerivatives 4.0 International License](#)



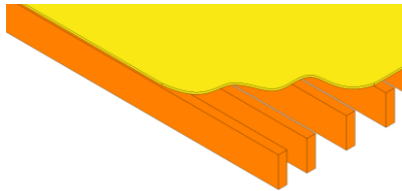




LoD 500

WOOD & TIMBER CONSTRUCTION



LOD	000 ^a	100 ^{b,c}	200 ^{b,c}
	<div></div> <div>NO DISTINCT MODEL ELEMENTS EXIST AND NO INFERENCE CAN BE MADE FROM AN OVERALL MASS FOR THESE ELEMENTS AT THIS LOD IN THIS SYSTEM.</div>	<div></div> <div>NO DISTINCT MODEL ELEMENTS EXIST BUT INFERENCE ABOUT ELEMENTS CAN BE MADE FROM AN OVERALL MASS AT THIS LOD IN THIS SYSTEM.</div>	<div></div> <div>41 B1010.10-LOD-200 Floor Structural Frame (Wood Floor Trusses) <small>From lkerd.com</small></div>
Description	See B10		Element modeling to include: <ol style="list-style-type: none">Top chord or bottom chord bearingTruss orientationApproximate depthApproximate widthTruss orientationApproximate centerline location of individual trusses
Associated Masterformat Sections:			

06 11 00 / 06 13 26 / 06 17 53



BIMForum.Global



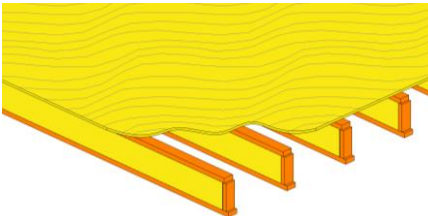
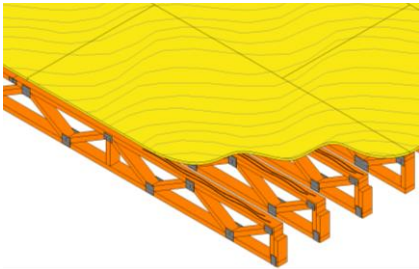
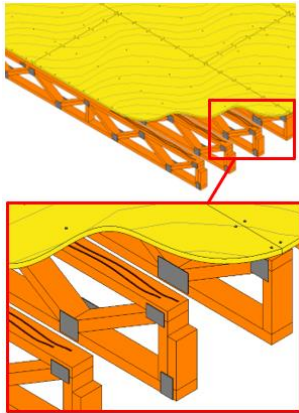
VDCForum.org

Notes:

a. LOD 000 does not exist in many LOD definitions. It has been added in the BIMForum Global LOD Specification to address data structures when no model elements existing and to define contact scopes when element at omitted from modeling.



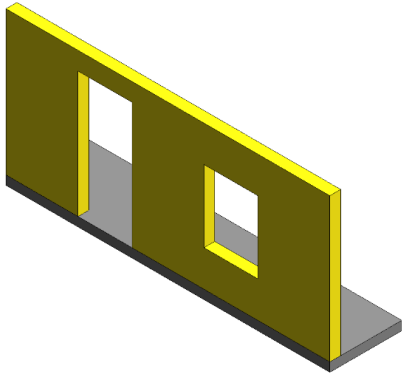
b. LOD definitions should be defined in the Project Execution Plan's (PEP) Building Information Modeling (BIM) section. These may also be referred to as a BIM Execution Plan (BxP, BEP) on your project.

c. In the absence of a PEP, BEP, BxP, etc, the LOD definitions shall be per the BIMForum Global LOD Definitions, Reference: [BIMForum.Global/LOD](#)

300 ^{b,c}	350 ^{b,c}	400 ^{b,c}
<div></div> <div>42 B1010.10-LOD-300 Floor Structural Frame (Wood Floor Trusses) <small>From lkerd.com</small></div>	<div></div> <div>43 B1010.10-LOD-350 Floor Structural Frame (Wood Floor Trusses) <small>From lkerd.com</small></div>	<div></div> <div>44 B1010.10-LOD-400 Floor Structural Frame (Wood Floor Trusses) <small>From lkerd.com</small></div>
Element modeling to include: <ol style="list-style-type: none">Truss size, depth, and material with sloping geometrySpacing and end elevationsSupport locations	Element modeling to include: <ol style="list-style-type: none">Actual final truss profile with accurate panel pointsBridging and lateral bracesFire protection coatingAny miscellaneous framing pertaining the trussErection details for installationChord and web member section profiles are accurately definedTruss layout in coordination with deck fasteners would be confirmedHold down locations for large bolts.	Element modeling to include: <ol style="list-style-type: none">FastenersSealantTruss plates and connection materialNails and fastenersTruss plates.Deck patterns and joints

LoD 500

LoA

LOD	000 ^a	100 ^{b,c}	200 ^{b,c}
	<div><p>NO DISTINCT MODEL ELEMENTS EXIST AND NO INFERENCE CAN BE MADE FROM AN OVERALL MASS FOR THESE ELEMENTS AT THIS LOD IN THIS SYSTEM.</p></div>	<div><p>NO DISTINCT MODEL ELEMENTS EXIST BUT INFERENCE ABOUT ELEMENTS CAN BE MADE FROM AN OVERALL MASS AT THIS LOD IN THIS SYSTEM.</p></div>	<div><p>93 C1010.06-LOD-200 Interior Wall (Wood)</p><p>From lkerd.com</p></div>
Description	See C10		See C1010
Associated Masterformat Sections:			
10 22 00 / 01 84 13			
LoD 500			



BIMForum.Global



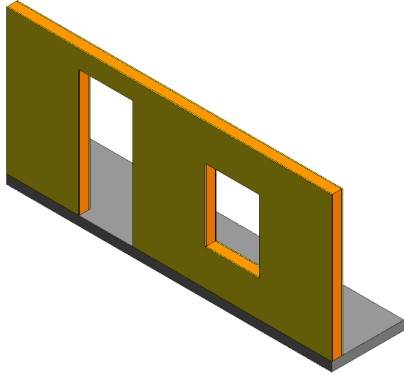
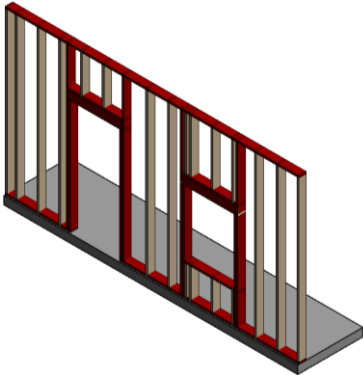
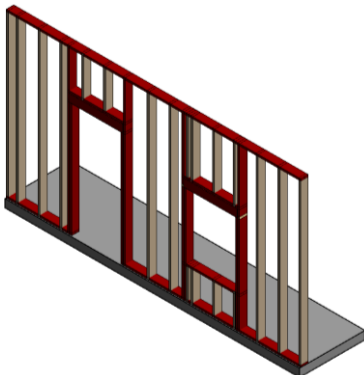
VDCForum.org



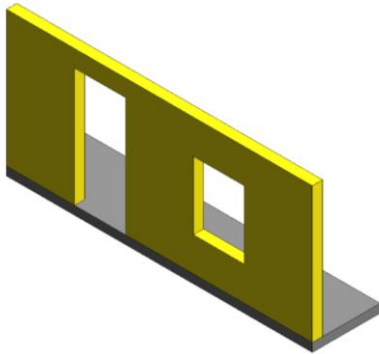
Notes:

a. LOD 000 does not exist in many LOD definitions. It has been added in the BIMForum Global LOD Specification to address data structures when no model elements existing and to define contact scopes when element at omitted from modeling.

b. LOD definitions should be defined in the Project Execution Plan's (PEP) Building Information Modeling (BIM) section. These may also be referred to as a BIM Execution Plan (BxP, BEP) on your project.

c. In the absence of a PEP, BEP, BxP, etc, the LOD definitions shall be per the BIMForum Global LOD Definitions, Reference: [BIMForum.Global/LOD](#)

300 ^{b,c}	350 ^{b,c}	400 ^{b,c}
<div><p>94 C1010.06-LOD-300 Interior Wall (Wood)</p><p>From lkerd.com</p></div>	<div><p>95 C1010.06-LOD-350 Interior Wall (Wood)</p><p>From lkerd.com</p></div>	<div><p>96 C1010.06-LOD-400 Interior Wall (Wood)</p><p>From lkerd.com</p></div>
See C1010	Wood framing is developed with sufficient elements to support detailed interface coordination with other systems such as MEP. All penetrations are modeled at actual rough-opening dimensions. Image notes: 1. Elements in red are critical wall support elements that cannot be easily cut for coordination of MEP opening through the walls. 2. Infill wood framing modeling may be omitted at this LOD if stated in the BXP. 3. Cladding and sheathing are not shown for clarity in this image.	Wood framing is developed with sufficient elements that support the fabrication of the wood framing system. Openings and penetrations through studs are modeled. Image notes: 1. Connection content is development in the wall elements. This includes but is not limited to fasteners, anchor rods, and other related hardware. 2. Cladding and sheathing are not shown for clarity in this image

LOD	000 ^a	100 ^{b,c}	200 ^{b,c}
	<div><p>NO DISTINCT MODEL ELEMENTS EXIST AND NO INFERENCE CAN BE MADE FROM AN OVERALL MASS FOR THESE ELEMENTS AT THIS LOD IN THIS SYSTEM.</p></div>	<div><p>NO DISTINCT MODEL ELEMENTS EXIST BUT INFERENCE ABOUT ELEMENTS CAN BE MADE FROM AN OVERALL MASS AT THIS LOD IN THIS SYSTEM.</p></div>	<div><p>67 B2010.06-LOD-200 Exterior Wall (Wood)</p><p>From lkerd.com</p></div>
Description	N/A		Generic wall objects separated by type of material (e.g. brick wall vs. terracotta).
Associated Masterformat Sections:			Approximate thickness of layer represented by a single assembly.
01 83 16			Layouts and locations still flexible.
LoD 500			



BIMForum.Global




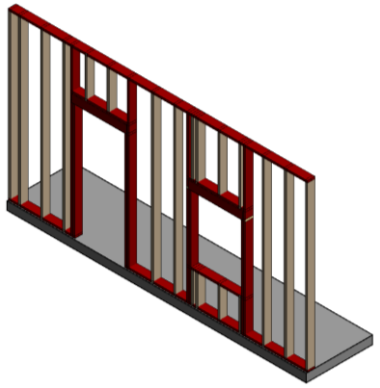
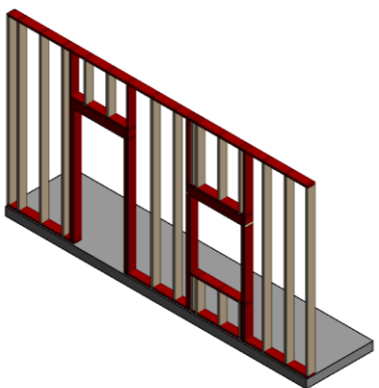
VDCForum.org

Notes:

a. LOD 000 does not exist in many LOD definitions. It has been added in the BIMForum Global LOD Specification to address data structures when no model elements existing and to define contact scopes when element at omitted from modeling.

b. LOD definitions should be defined in the Project Execution Plan's (PEP) Building Information Modeling (BIM) section. These may also be referred to as a BIM Execution Plan (BxP, BEP) on your project.

c. In the absence of a PEP, BEP, BxP, etc, the LOD definitions shall be per the BIMForum Global LOD Definitions, Reference: [BIMForum.Global/LOD](#)


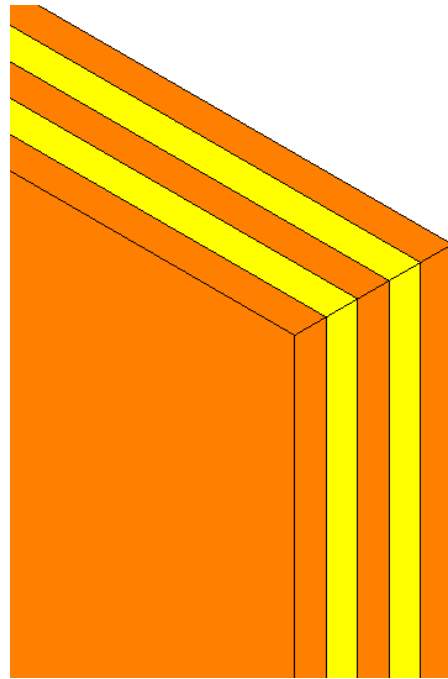
300 ^{b,c}	350 ^{b,c}	400 ^{b,c}
<div><p>68 B2010.06-LOD-300 Exterior Wall (Wood)</p><p>From lkerd.com</p></div>	<div><p>69 B2010.06-LOD-350 Exterior Wall (Wood)</p><p>From lkerd.com</p></div>	<div><p>70 B2010.06-LOD-400 Exterior Wall (Wood)</p><p>From lkerd.com</p></div>
Specific wall modeled to actual dimensions.	Wood framing is developed with sufficient elements to support detailed interface coordination with other systems such as MEP.	
Penetrations are modeled to nominal dimensions for major wall openings such as windows, doors, and large mechanical elements.	All penetrations are modeled at actual rough-opening dimensions.	
Shear panels	Openings modeled with support framing around openings	
	Image notes: 1. Elements in red are critical wall support elements that cannot be easily cut for coordination of MEP opening through the walls. 2. Infill wood framing modeling may be omitted at this LOD if stated in the BXP. 3. Cladding and sheathing are not shown for clarity in this image.	

LoA



Please Click here to provide feedback to this Version 2024 Public Draft:
Copyright © 2024 by BIMForum Global. All rights reserved. This document is copyrighted under a [Creative Commons Attribution-NonCommercial-NoDerivatives 4.0 International License](#)





LoD 500




BIMFORUM
GLOBAL
VDCFORUM
VDCForum.org

WOOD MASS TIMBER



Please Click here to provide feedback to this Version 2024 Public Draft:
Copyright © 2024 by BIMForum Global. All rights reserved. This document is copyrighted under a
[Creative Commons Attribution-NonCommercial-NoDerivatives 4.0 International License](https://creativecommons.org/licenses/by-nc-nd/4.0/)



LOD	000 ^a	100 ^{b,c}	200 ^{b,c}
	<div><p>NO DISTINCT MODEL ELEMENTS EXIST AND NO INFERENCE CAN BE MADE FROM AN OVERALL MASS FOR THESE ELEMENTS AT THIS LOD IN THIS SYSTEM.</p></div>	<div><p>NO DISTINCT MODEL ELEMENTS EXIST BUT INFERENCE ABOUT ELEMENTS CAN BE MADE FROM AN OVERALL MASS AT THIS LOD IN THIS SYSTEM.</p></div>	<div></div>
Description	N/A		See basic framing members.
Associated Masterformat Sections:			
01 83 16			
LoD 500			



BIMForum.Global



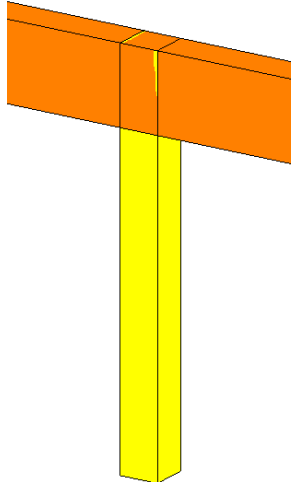
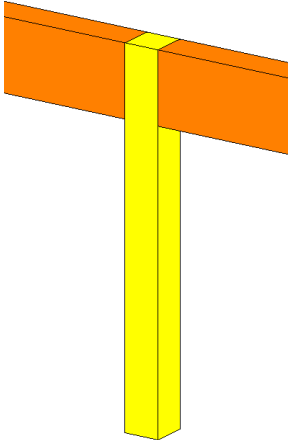

VDCForum.org

Notes:

a. LOD 000 does not exist in many LOD definitions. It has been added in the BIMForum Global LOD Specification to address data structures when no model elements existing and to define contact scopes when element at omitted from modeling.

b. LOD definitions should be defined in the Project Execution Plan's (PEP) Building Information Modeling (BIM) section. These may also be referred to as a BIM Execution Plan (BxP, BEP) on your project.

c. In the absence of a PEP, BEP, BxP, etc, the LOD definitions shall be per the BIMForum Global LOD Definitions, Reference: [BIMForum.Global/LOD](#)





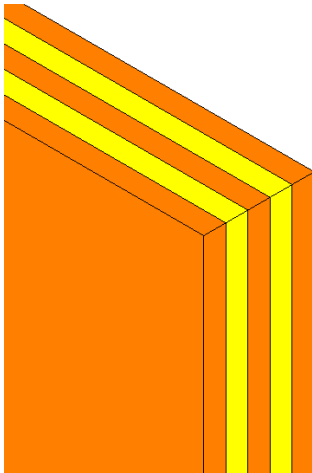

300 ^{b,c}	350 ^{b,c}	400 ^{b,c}
<div></div>	<div></div>	<div></div>
Wood specifications Size	Connection locations.	Plates Connections

LoA



[Please Click here to provide feedback to this Version 2024 Public Draft:](#)
Copyright © 2024 by BIMForum Global. All rights reserved. This document is copyrighted under a [Creative Commons Attribution-NonCommercial-NoDerivatives 4.0 International License](#)





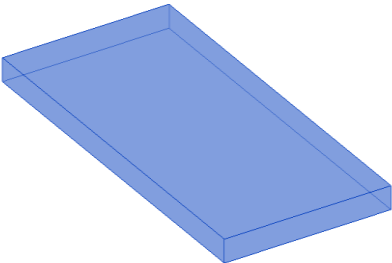
LOD	000 ^a	100 ^{b,c}	200 ^{b,c}	<div><div><div><div>BIMFORUM</div><div>GLOBAL</div><div>BIMForum.Global</div></div><div><div>VDCFORUM</div><div>VDCForum.org</div></div></div><div>Notes:<div>a. LOD 000 does not exist in many LOD definitions. It has been added in the BIMForum Global LOD Specification to address data structures when no model elements existing and to define contact scopes when element at omitted from modeling.</div><div>b. LOD definitions should be defined in the Project Execution Plan's (PEP) Building Information Modeling (BIM) section. These may also be referred to as a BIM Execution Plan (BxP, BEP) on your project.</div><div>c. In the absence of a PEP, BEP, BxP, etc, the LOD definitions shall be per the BIMForum Global LOD Definitions, Reference: BIMForum.Global/LOD</div></div></div>	300 ^{b,c}	350 ^{b,c}	400 ^{b,c}
	<div><p>NO DISTINCT MODEL ELEMENTS EXIST AND NO INFERENCE CAN BE MADE FROM AN OVERALL MASS FOR THESE ELEMENTS AT THIS LOD IN THIS SYSTEM.</p></div>	<div><p>NO DISTINCT MODEL ELEMENTS EXIST BUT INFERENCE ABOUT ELEMENTS CAN BE MADE FROM AN OVERALL MASS AT THIS LOD IN THIS SYSTEM.</p></div>	<div></div>	<div></div>	<div></div>	<div></div>	
<div><div>Description</div><div>Associated Masterformat Sections:</div><div>01 83 16</div></div>	N/A				<div>Panel geometry.</div>	<div>CLT Layers</div> <div>Embed locations</div>	<div>CLT Fabrication detail</div>
LoD 500							

LoA

ROOFING

LoD 500





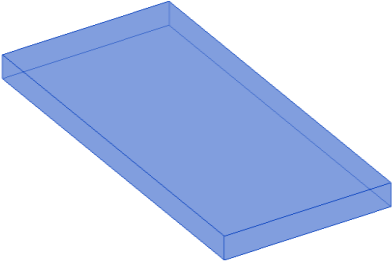

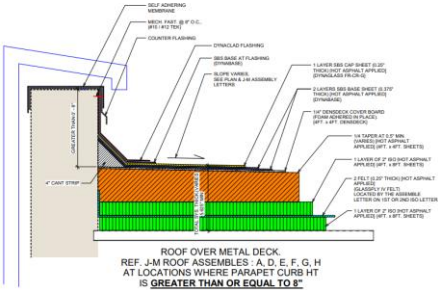
LOD	000 ^a	100 ^{b,c}	200 ^{b,c}		300 ^{b,c}	350 ^{b,c}	400 ^{b,c}
	 <p>NO DISTINCT MODEL ELEMENTS EXIST AND NO INFERENCE CAN BE MADE FROM AN OVERALL MASS FOR THESE ELEMENTS AT THIS LOD IN THIS SYSTEM.</p>	 <p>NO DISTINCT MODEL ELEMENTS EXIST BUT INFERENCE ABOUT ELEMENTS CAN BE MADE FROM AN OVERALL MASS AT THIS LOD IN THIS SYSTEM.</p>		<div><div><div><div>BIMFORUM</div><div>GLOBAL</div><div>BIMForum.Global</div></div><div><div>VDCFORUM</div><div>VDCForum.org</div></div></div><div><p>Notes:</p><p>a. LOD 000 does not exist in many LOD definitions. It has been added in the BIMForum Global LOD Specification to address data structures when no model elements existing and to define contact scopes when element at omitted from modeling.</p><p>b. LOD definitions should be defined in the Project Execution Plan's (PEP) Building Information Modeling (BIM) section. These may also be referred to as a BIM Execution Plan (BxP, BEP) on your project.</p><p>c. In the absence of a PEP, BEP, BxP, etc, the LOD definitions shall be per the BIMForum Global LOD Definitions, Reference: BIMForum.Global/LOD</p></div></div>	See Element Sections For Additional Information		
<p>Description</p> <p>Associated Masterformat Sections:</p> <p>01 83 16</p>	<p>Solid mass model representing overall building volume; or schematic wall elements that are not distinguishable by type or material.</p> <p>Assembly depth/thickness and locations still flexible.</p>						
LoD 500							

LoA



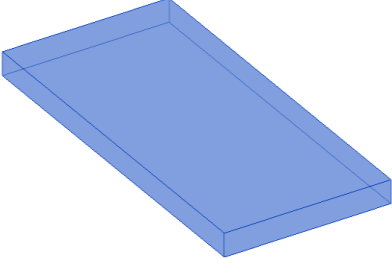


[Please Click here to provide feedback to this Version 2024 Public Draft:](#)
Copyright © 2024 by BIMForum Global. All rights reserved. This document is copyrighted under a [Creative Commons Attribution-NonCommercial-NoDerivatives 4.0 International License](#)



LOD	000 ^a	100 ^{b,c}	200 ^{b,c}	<div><div><div>BIMFORUM</div><div>GLOBAL</div><div>BIMForum.Global</div></div><div><div>VDCFORUM</div><div>VDCForum.org</div></div></div>	300 ^{b,c}	350 ^{b,c}	400 ^{b,c}
	<div><p>NO DISTINCT MODEL ELEMENTS EXIST AND NO INFERENCE CAN BE MADE FROM AN OVERALL MASS FOR THESE ELEMENTS AT THIS LOD IN THIS SYSTEM.</p></div>	<div><p>NO DISTINCT MODEL ELEMENTS EXIST BUT INFERENCE ABOUT ELEMENTS CAN BE MADE FROM AN OVERALL MASS AT THIS LOD IN THIS SYSTEM.</p></div>	<div></div>	<div><div><div>Notes:</div><div>a. LOD 000 does not exist in many LOD definitions. It has been added in the BIMForum Global LOD Specification to address data structures when no model elements existing and to define contact scopes when element at omitted from modeling.</div><div>b. LOD definitions should be defined in the Project Execution Plan's (PEP) Building Information Modeling (BIM) section. These may also be referred to as a BIM Execution Plan (BxP, BEP) on your project.</div><div>c. In the absence of a PEP, BEP, BxP, etc, the LOD definitions shall be per the BIMForum Global LOD Definitions, Reference: BIMForum.Global/LOD</div></div></div>	<div><p>Specific element representing roof insulation and exterior skin modeled to actual dimensions.</p><p>Surface slopes (e.g. tapered insulation) are modeled to actual dimensions.</p><p>Penetrations are modeled to nominal dimensions for major wall openings such as skylights, and large mechanical elements.</p></div>	<div><p>All penetrations are modeled at actual rough-opening dimensions.</p><p>Flashing</p></div>	<div><p>Not Commonly Modeled to Fabrication Level For Constructed Roof Systems.</p></div>
<div>Description</div> <div>Associated Masterformat Sections:</div> <div>01 83 19</div>	See B30		Generic element representing roof exterior skin				
LoD 500							

LoA

LOD	000 ^a	100 ^{b,c}	200 ^{b,c}
	 <p>NO DISTINCT MODEL ELEMENTS EXIST AND NO INFERENCE CAN BE MADE FROM AN OVERALL MASS FOR THESE ELEMENTS AT THIS LOD IN THIS SYSTEM.</p>	 <p>NO DISTINCT MODEL ELEMENTS EXIST BUT INFERENCE ABOUT ELEMENTS CAN BE MADE FROM AN OVERALL MASS AT THIS LOD IN THIS SYSTEM.</p>	
Description	See B30		See Fundamental LOD Definitions
Associated Masterformat Sections:			
05 51 33 / 07 72 00 / 07 72 13 / 07 72 23 / 07 72 26 07 72 46 / 07 72 53			
LoD 500			



BIMForum.Global



VDCForum.org

Notes:

a. LOD 000 does not exist in many LOD definitions. It has been added in the BIMForum Global LOD Specification to address data structures when no model elements existing and to define contact scopes when element at omitted from modeling.

b. LOD definitions should be defined in the Project Execution Plan's (PEP) Building Information Modeling (BIM) section. These may also be referred to as a BIM Execution Plan (BxP, BEP) on your project.

c. In the absence of a PEP, BEP, BxP, etc, the LOD definitions shall be per the BIMForum Global LOD Definitions, Reference: [BIMForum.Global/LOD](https://www.bimforum.org/global/LOD)

300 ^{b,c}	350 ^{b,c}	400 ^{b,c}
See Element Sections For Additional Information		
Ladders: Specific assemblies indicating length and width. Required access/clearance space is modeled or accommodated by model checking software. Walkways: Specific assemblies indicating length, width, and rail/guard height. Vents: Specific assemblies indicating roof opening size. Roof opening element is included. Required service access space is modeled or accommodated by model checking software.	Ladders: Specific assemblies indicating length, width, and attachment/anchoring members. Walkways: Specific assemblies indicating length, width, rail/guard height, and support/attachment/anchoring members. Vents: Specific assemblies indicating roof opening size and attachment/anchoring members if applicable.	See Fundamental LOD Definitions



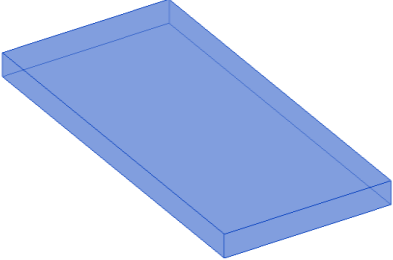
LoA



Please Click here to provide feedback to this Version 2024 Public Draft:
Copyright © 2024 by BIMForum Global. All rights reserved. This document is copyrighted under a [Creative Commons Attribution-NonCommercial-NoDerivatives 4.0 International License](https://creativecommons.org/licenses/by-nc-nd/4.0/)



LoA

LOD	000 ^a	100 ^{b,c}	200 ^{b,c}
	<div><p>NO DISTINCT MODEL ELEMENTS EXIST AND NO INFERENCE CAN BE MADE FROM AN OVERALL MASS FOR THESE ELEMENTS AT THIS LOD IN THIS SYSTEM.</p></div>	<div><p>NO DISTINCT MODEL ELEMENTS EXIST BUT INFERENCE ABOUT ELEMENTS CAN BE MADE FROM AN OVERALL MASS AT THIS LOD IN THIS SYSTEM.</p></div>	<div></div>
Description	See B30		See B3040
Associated Masterformat Sections:			
07 10 00			



BIMForum.Global




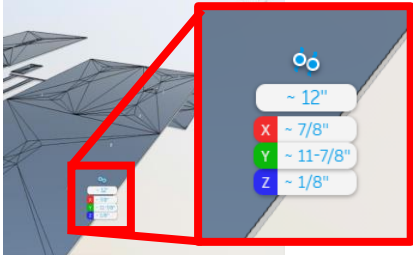
VDCForum.org

Notes:

a. LOD 000 does not exist in many LOD definitions. It has been added in the BIMForum Global LOD Specification to address data structures when no model elements existing and to define contact scopes when element at omitted from modeling.

b. LOD definitions should be defined in the Project Execution Plan's (PEP) Building Information Modeling (BIM) section. These may also be referred to as a BIM Execution Plan (BxP, BEP) on your project.

c. In the absence of a PEP, BEP, BxP, etc, the LOD definitions shall be per the BIMForum Global LOD Definitions, Reference: [BIMForum.Global/LOD](https://www.bimforum.org/global/LOD)

300 ^{b,c}	350 ^{b,c}	400 ^{b,c}
<div></div>	<div></div>	<div>Not Commonly Modeled to Fabrication Level For Constructed Roof Systems.</div>
<div>Membrane assembly modeled by type to specified thickness.</div> <div>Major openings such as shafts and hatches are modeled</div>	<div>Individual material layers of membrane assembly are modeled separately.</div> <div>All openings and penetrations are modeled.</div> <div>Expansion joints are modeled indicating specific width</div>	



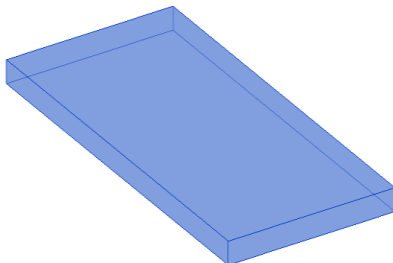
LoD 500

LoA






[Please Click here to provide feedback to this Version 2024 Public Draft:](#)
Copyright © 2024 by BIMForum Global. All rights reserved. This document is copyrighted under a [Creative Commons Attribution-NonCommercial-NoDerivatives 4.0 International License](#)



LOD	000 ^a	100 ^{b,c}	200 ^{b,c}	<div><div><div>BIMFORUM</div><div>GLOBAL</div><div>BIMForum.Global</div></div><div><div>VDCFORUM</div><div>VDCForum.org</div></div></div> <div>Notes: a. LOD 000 does not exist in many LOD definitions. It has been added in the BIMForum Global LOD Specification to address data structures when no model elements existing and to define contact scopes when element at omitted from modeling. b. LOD definitions should be defined in the Project Execution Plan's (PEP) Building Information Modeling (BIM) section. These may also be referred to as a BIM Execution Plan (BxP, BEP) on your project. c. In the absence of a PEP, BEP, BxP, etc, the LOD definitions shall be per the BIMForum Global LOD Definitions, Reference: BIMForum.Global/LOD</div>	300 ^{b,c}	350 ^{b,c}	400 ^{b,c}
	<div><p>NO DISTINCT MODEL ELEMENTS EXIST AND NO INFERENCE CAN BE MADE FROM AN OVERALL MASS FOR THESE ELEMENTS AT THIS LOD IN THIS SYSTEM.</p></div>	<div><p>NO DISTINCT MODEL ELEMENTS EXIST BUT INFERENCE ABOUT ELEMENTS CAN BE MADE FROM AN OVERALL MASS AT THIS LOD IN THIS SYSTEM.</p></div>	<div></div>	See Element Sections For Additional Information			
<div>Description</div> <div>Associated Masterformat Sections:</div> <div>07 76 00 / 32 13 00 / 32 14 00</div>	See B30		See B3040	<div>Wear surface system modeled by type to specified thickness/depth.</div> <div>Major openings such as shafts and hatches are modeled.</div>	<div>Individual system elements are modeled separately.</div> <div>Pedestals are modeled and located properly, if applicable.</div> <div>Expansion joints are modeled indicating specific width.</div>		
LoD 500							

LoA

LOD	000 ^a	100 ^{b,c}	200 ^{b,c}		300 ^{b,c}	350 ^{b,c}	400 ^{b,c}
	 <p>NO DISTINCT MODEL ELEMENTS EXIST AND NO INFERENCE CAN BE MADE FROM AN OVERALL MASS FOR THESE ELEMENTS AT THIS LOD IN THIS SYSTEM.</p>	 <p>NO DISTINCT MODEL ELEMENTS EXIST BUT INFERENCE ABOUT ELEMENTS CAN BE MADE FROM AN OVERALL MASS AT THIS LOD IN THIS SYSTEM.</p>		<div><div><div><div>BIMFORUM</div><div>GLOBAL</div><div>BIMForum.Global</div></div><div><div>VDCFORUM</div><div>VDCForum.org</div></div></div><div><p>Notes:</p><p>a. LOD 000 does not exist in many LOD definitions. It has been added in the BIMForum Global LOD Specification to address data structures when no model elements existing and to define contact scopes when element at omitted from modeling.</p><p>b. LOD definitions should be defined in the Project Execution Plan's (PEP) Building Information Modeling (BIM) section. These may also be referred to as a BIM Execution Plan (BxP, BEP) on your project.</p><p>c. In the absence of a PEP, BEP, BxP, etc, the LOD definitions shall be per the BIMForum Global LOD Definitions, Reference: BIMForum.Global/LOD</p></div></div>	See Element Sections For Additional Information		
<p>Description</p> <p>Associated Masterformat Sections:</p> <p>01 83 13</p>	<p>A schematic model element or symbol that is not distinguishable by type or material.</p> <p>Types, layouts, and locations are still flexible.</p>						
LoD 500							




LoA



[Please Click here to provide feedback to this Version 2024 Public Draft:](#)
Copyright © 2024 by BIMForum Global. All rights reserved. This document is copyrighted under a [Creative Commons Attribution-NonCommercial-NoDerivatives 4.0 International License](#)



LoA

LOD	000 ^a	100 ^{b,c}	200 ^{b,c}	<div><div><div>BIMFORUMGLOBAL</div><div>BIMForum.Global</div></div><div><div>VDCFORUM</div><div>VDCForum.org</div></div></div> <div>Notes: a. LOD 000 does not exist in many LOD definitions. It has been added in the BIMForum Global LOD Specification to address data structures when no model elements existing and to define contact scopes when element at omitted from modeling. b. LOD definitions should be defined in the Project Execution Plan's (PEP) Building Information Modeling (BIM) section. These may also be referred to as a BIM Execution Plan (BxP, BEP) on your project. c. In the absence of a PEP, BEP, BxP, etc, the LOD definitions shall be per the BIMForum Global LOD Definitions, Reference: BIMForum.Global/LOD</div>	300 ^{b,c}	350 ^{b,c}	400 ^{b,c}
	<div><p>NO DISTINCT MODEL ELEMENTS EXIST AND NO INFERENCE CAN BE MADE FROM AN OVERALL MASS FOR THESE ELEMENTS AT THIS LOD IN THIS SYSTEM.</p></div>	<div><p>NO DISTINCT MODEL ELEMENTS EXIST BUT INFERENCE ABOUT ELEMENTS CAN BE MADE FROM AN OVERALL MASS AT THIS LOD IN THIS SYSTEM.</p></div>	<div></div>		See Element Sections For Additional Information		
<div>Description</div> <div>Associated Masterformat Sections:</div> <div>03 30 00 / 03 40 00 / 04 20 00 / 05 41 00 / 06 11 00 / 09 20 00 / 10 22 13</div>	See C10		See C1010	<div>Composite model assembly by type with overall thickness that accounts for framing and finish specified for the wall system. (Refer to LOD350 and LOD400 for individually modeled elements)</div> <div>Wall elements are modeled to specific layouts, locations, heights, and elevation profiles. Penetrations are modeled to nominal dimensions for major wall openings such as windows, doors, and large mechanical elements.</div>	<div>Structure and finish layers of partition assembly modeled as separate elements.</div> <div>All penetrations are modeled at actual rough-opening dimensions.</div> <div>Major framing elements such as king studs, kickers, diagonal bracing, and headers are modeled.</div>	<div>Element modeling to include:</div> <div><div>1. Studs and tracks</div><div>2. Bracing</div><div>3. Insulation</div><div>4. Sheathing or wall boards</div><div>5. Openings/penetrations</div></div>	
LoD 500							

1. Studs and tracks




2. Bracing

3. Insulation

4. Sheathing or wall boards

5. Openings/penetrations

LoA

LOD	000 ^a	100 ^{b,c}	200 ^{b,c}
	<div></div> <div>NO DISTINCT MODEL ELEMENTS EXIST AND NO INFERENCE CAN BE MADE FROM AN OVERALL MASS FOR THESE ELEMENTS AT THIS LOD IN THIS SYSTEM.</div>	<div></div> <div>NO DISTINCT MODEL ELEMENTS EXIST BUT INFERENCE ABOUT ELEMENTS CAN BE MADE FROM AN OVERALL MASS AT THIS LOD IN THIS SYSTEM.</div>	<div></div>
Description	See C10		See C1010
Associated Masterformat Sections:			
08 43 00			
LoD 500			


BIMForum.Global


VDCForum.org

Notes:

a. LOD 000 does not exist in many LOD definitions. It has been added in the BIMForum Global LOD Specification to address data structures when no model elements existing and to define contact scopes when element at omitted from modeling.

b. LOD definitions should be defined in the Project Execution Plan's (PEP) Building Information Modeling (BIM) section. These may also be referred to as a BIM Execution Plan (BxP, BEP) on your project.

c. In the absence of a PEP, BEP, BxP, etc, the LOD definitions shall be per the BIMForum Global LOD Definitions, Reference: [BIMForum.Global/LOD](https://www.bimforum.org/global/LOD)




300 ^{b,c}	350 ^{b,c}	400 ^{b,c}
See Element Sections For Additional Information		
<div>Specified location and orientation of face of glass.</div> <div>Nominal face dimensions and thickness of glazing.</div> <div>Structural support systems of wall to be modeled.</div> <div>Spacing, location, size and orientation of mullions.</div> <div>Operable components defined (doors) and included in model</div>	<div>Mullion shapes and geometry defined.</div> <div>Actual anchorage layouts and types defined.</div> <div>Actual panel dimensions (including seating).</div>	<div>Complete mullion extrusion profiles.</div> <div>Interface details between wall systems (within) and wall and support systems.</div>

LoA



[Please Click here to provide feedback to this Version 2024 Public Draft:](#)
Copyright © 2024 by BIMForum Global. All rights reserved. This document is copyrighted under a [Creative Commons Attribution-NonCommercial-NoDerivatives 4.0 International License](#)



LOD	000 ^a	100 ^{b,c}	200 ^{b,c}
	 <div>NO DISTINCT MODEL ELEMENTS EXIST AND NO INFERENCE CAN BE MADE FROM AN OVERALL MASS FOR THESE ELEMENTS AT THIS LOD IN THIS SYSTEM.</div>	 <div>NO DISTINCT MODEL ELEMENTS EXIST BUT INFERENCE ABOUT ELEMENTS CAN BE MADE FROM AN OVERALL MASS AT THIS LOD IN THIS SYSTEM.</div>	
Description	See C10		See C1010
Associated Masterformat Sections:			
01 84 13 / 01 84 13 / 10 22 33 / 10 22 36 / 10 22 39 / 10 22 43			
LoD 500			

BIMFORUM

GLOBAL

BIMForum.Global

VDCFORUM

VDCForum.org

Notes:

a. LOD 000 does not exist in many LOD definitions. It has been added in the BIMForum Global LOD Specification to address data structures when no model elements existing and to define contact scopes when element at omitted from modeling.

b. LOD definitions should be defined in the Project Execution Plan's (PEP) Building Information Modeling (BIM) section. These may also be referred to as a BIM Execution Plan (BxP, BEP) on your project.




c. In the absence of a PEP, BEP, BxP, etc, the LOD definitions shall be per the BIMForum Global LOD Definitions, Reference: BIMForum.Global/LOD

300 ^{b,c}	350 ^{b,c}	400 ^{b,c}
See Element Sections For Additional Information		
Operable partition system modeled to include spatial requirements for open/storage position and closed position. Spatial requirements for structure (overhead or below) to be modeled.	Major support elements (overhead or below) Mechanical connections	All assembly components including tracks, panels, hardware and supports.

LoA



LoA

LOD	000 ^a	100 ^{b,c}	200 ^{b,c}
	<div><p>NO DISTINCT MODEL ELEMENTS EXIST AND NO INFERENCE CAN BE MADE FROM AN OVERALL MASS FOR THESE ELEMENTS AT THIS LOD IN THIS SYSTEM.</p></div>	<div><p>NO DISTINCT MODEL ELEMENTS EXIST BUT INFERENCE ABOUT ELEMENTS CAN BE MADE FROM AN OVERALL MASS AT THIS LOD IN THIS SYSTEM.</p></div>	<div></div>
Description	See C10		See C1020
Associated Masterformat Sections:			
08 50 00			
LoD 500			

BIMFORUM

GLOBAL

BIMForum.Global

VDCFORUM

VDCForum.org

Notes:

a. LOD 000 does not exist in many LOD definitions. It has been added in the BIMForum Global LOD Specification to address data structures when no model elements existing and to define contact scopes when element at omitted from modeling.

b. LOD definitions should be defined in the Project Execution Plan's (PEP) Building Information Modeling (BIM) section. These may also be referred to as a BIM Execution Plan (BxP, BEP) on your project.

c. In the absence of a PEP, BEP, BxP, etc, the LOD definitions shall be per the BIMForum Global LOD Definitions, Reference: BIMForum.Global/LOD




300 ^{b,c}	350 ^{b,c}	400 ^{b,c}
See Element Sections For Additional Information		
<p>Units are modeled based on specified location and nominal size. Outer geometry of window frame elements and glazing modeled.</p> <p>Operation is indicated.</p> <p>Non-graphic information associated with model element:</p> <ol style="list-style-type: none">Aesthetic characteristics (finishes, glass types)Performance characteristics (i.e. U-value, wind loading, blast resistance, structural, air, thermal, water, sound)Functionality of the window (fixed, casement, double/single hung, awning/project out, pivot, sliding)	<p>Attachment method of window to structure</p> <p>Embed geometry</p>	<p>Frame profiles</p> <p>Glazing sub-components (gaskets)</p> <p>Attachment components</p>

LoA

DOORS, GATES, ETC.

LoD 500





LOD	000 ^a	100 ^{b,c}	200 ^{b,c}		300 ^{b,c}	350 ^{b,c}	400 ^{b,c}
	<div><p>NO DISTINCT MODEL ELEMENTS EXIST AND NO INFERENCE CAN BE MADE FROM AN OVERALL MASS FOR THESE ELEMENTS AT THIS LOD IN THIS SYSTEM.</p></div>	<div><p>NO DISTINCT MODEL ELEMENTS EXIST BUT INFERENCE ABOUT ELEMENTS CAN BE MADE FROM AN OVERALL MASS AT THIS LOD IN THIS SYSTEM.</p></div>		<div><div><div><div><div><div>BIMFORUM</div><div>GLOBAL</div><div>BIMForum.Global</div></div></div><div><div>VDCFORUM</div><div>VDCForum.org</div></div></div></div><div><p>Notes:</p><p>a. LOD 000 does not exist in many LOD definitions. It has been added in the BIMForum Global LOD Specification to address data structures when no model elements existing and to define contact scopes when element at omitted from modeling.</p><p>b. LOD definitions should be defined in the Project Execution Plan's (PEP) Building Information Modeling (BIM) section. These may also be referred to as a BIM Execution Plan (BxP, BEP) on your project.</p><p>c. In the absence of a PEP, BEP, BxP, etc, the LOD definitions shall be per the BIMForum Global LOD Definitions, Reference: BIMForum.Global/LOD</p></div></div>			
<div><p>Description</p><p>See C10</p><p>Associated Masterformat Sections:</p><p>08 10 00 / 01 84 13</p></div>			<div><p>Units are modeled as a simple, monolithic component; or represented with simple frame and panel.</p><p>Nominal unit size is provided.</p></div>				
LoD 500							

LoA



[Please Click here to provide feedback to this Version 2024 Public Draft:](#)
Copyright © 2024 by BIMForum Global. All rights reserved. This document is copyrighted under a [Creative Commons Attribution-NonCommercial-NoDerivatives 4.0 International License](#)





LOD	000 ^a	100 ^{b,c}	200 ^{b,c}		300 ^{b,c}	350 ^{b,c}	400 ^{b,c}
	<div></div> <div>NO DISTINCT MODEL ELEMENTS EXIST AND NO INFERENCE CAN BE MADE FROM AN OVERALL MASS FOR THESE ELEMENTS AT THIS LOD IN THIS SYSTEM.</div>	<div></div> <div>NO DISTINCT MODEL ELEMENTS EXIST BUT INFERENCE ABOUT ELEMENTS CAN BE MADE FROM AN OVERALL MASS AT THIS LOD IN THIS SYSTEM.</div>		<div><div><div><div>BIMFORUM</div><div>GLOBAL</div><div>BIMForum.Global</div></div><div><div>VDCFORUM</div><div>VDCForum.org</div></div></div><div>Notes: a. LOD 000 does not exist in many LOD definitions. It has been added in the BIMForum Global LOD Specification to address data structures when no model elements existing and to define contact scopes when element at omitted from modeling. b. LOD definitions should be defined in the Project Execution Plan's (PEP) Building Information Modeling (BIM) section. These may also be referred to as a BIM Execution Plan (BxP, BEP) on your project. c. In the absence of a PEP, BEP, BxP, etc, the LOD definitions shall be per the BIMForum Global LOD Definitions, Reference: BIMForum.Global/LOD</div></div>			
<div>Description</div> <div>Associated Masterformat Sections:</div> <div>08 10 00</div>	See C10		See C1030		<div>Door assemblies modeled by type to include the following: <div>1. Specific door panels and frames (if applicable) 2. Operation is specified</div></div>	<div>Major framing elements are modeled at jambs and head in containing wall. Operation or mechanism enclosures are modeled, if applicable.</div>	<div>Actual frame/mullion extrusions. Actual panel size dimensions. All connections and interfaces modeled including brackets, supports, sealants, and thresholds.</div>
LoD 500							

LoA





[Please Click here to provide feedback to this Version 2024 Public Draft:](#)
Copyright © 2024 by BIMForum Global. All rights reserved. This document is copyrighted under a [Creative Commons Attribution-NonCommercial-NoDerivatives 4.0 International License](#)



LOD	000 ^a	100 ^{b,c}	200 ^{b,c}	<div><div><div>BIMFORUM GLOBAL BIMForum.Global</div><div>VDCFORUM VDCForum.org</div></div><div>Notes: a. LOD 000 does not exist in many LOD definitions. It has been added in the BIMForum Global LOD Specification to address data structures when no model elements existing and to define contact scopes when element at omitted from modeling. b. LOD definitions should be defined in the Project Execution Plan's (PEP) Building Information Modeling (BIM) section. These may also be referred to as a BIM Execution Plan (BxP, BEP) on your project. c. In the absence of a PEP, BEP, BxP, etc, the LOD definitions shall be per the BIMForum Global LOD Definitions, Reference: BIMForum.Global/LOD</div></div>	300 ^{b,c}	350 ^{b,c}	400 ^{b,c}
	<div><p>NO DISTINCT MODEL ELEMENTS EXIST AND NO INFERENCE CAN BE MADE FROM AN OVERALL MASS FOR THESE ELEMENTS AT THIS LOD IN THIS SYSTEM.</p></div>	<div><p>NO DISTINCT MODEL ELEMENTS EXIST BUT INFERENCE ABOUT ELEMENTS CAN BE MADE FROM AN OVERALL MASS AT THIS LOD IN THIS SYSTEM.</p></div>					
<div>Description</div> <div>Associated Masterformat Sections:</div> <div>08 33 00 / 08 33 13</div>	See C10		See C1030		<div>Coiling door assemblies modeled by type to include the following:</div> <div><div>1. Door panels with nominal dimensions.</div><div>2. Frames with nominal dimensions.</div><div>3. Hardware set functionality and types included in non-graphic information.</div><div>4. Clearance zones for operation of overhead doors are modeled or accommodated by model checking software.</div><div>5. Enclosures and motor housings are modeled with overall nominal dimensions.</div></div>	<div>Major framing elements in wall are modeled at jambs and head.</div> <div>Other major structural support elements are modeled.</div>	<div>All connections and interfaces modeled including brackets, supports, sealants, and thresholds.</div>
LoD 500							

LoA



LOD	000 ^a	100 ^{b,c}	200 ^{b,c}		300 ^{b,c}	350 ^{b,c}	400 ^{b,c}
	 <p>NO DISTINCT MODEL ELEMENTS EXIST AND NO INFERENCE CAN BE MADE FROM AN OVERALL MASS FOR THESE ELEMENTS AT THIS LOD IN THIS SYSTEM.</p>	 <p>NO DISTINCT MODEL ELEMENTS EXIST BUT INFERENCE ABOUT ELEMENTS CAN BE MADE FROM AN OVERALL MASS AT THIS LOD IN THIS SYSTEM.</p>		<div><div><div><div>BIMFORUM</div><div>GLOBAL</div><div>BIMForum.Global</div></div><div><div>VDCFORUM</div><div>VDCForum.org</div></div></div><div><p>Notes:</p><p>a. LOD 000 does not exist in many LOD definitions. It has been added in the BIMForum Global LOD Specification to address data structures when no model elements existing and to define contact scopes when element at omitted from modeling.</p><p>b. LOD definitions should be defined in the Project Execution Plan's (PEP) Building Information Modeling (BIM) section. These may also be referred to as a BIM Execution Plan (BxP, BEP) on your project.</p><p>c. In the absence of a PEP, BEP, BxP, etc, the LOD definitions shall be per the BIMForum Global LOD Definitions, Reference: BIMForum.Global/LOD</p></div></div>			
Description	See C10		See C1030				
Associated Masterformat Sections:							
LoD 500							

LoA



[Please Click here to provide feedback to this Version 2024 Public Draft:](#)
Copyright © 2024 by BIMForum Global. All rights reserved. This document is copyrighted under a [Creative Commons Attribution-NonCommercial-NoDerivatives 4.0 International License](#)





LOD	000 ^a	100 ^{b,c}	200 ^{b,c}		300 ^{b,c}	350 ^{b,c}	400 ^{b,c}
	 <p>NO DISTINCT MODEL ELEMENTS EXIST AND NO INFERENCE CAN BE MADE FROM AN OVERALL MASS FOR THESE ELEMENTS AT THIS LOD IN THIS SYSTEM.</p>	 <p>NO DISTINCT MODEL ELEMENTS EXIST BUT INFERENCE ABOUT ELEMENTS CAN BE MADE FROM AN OVERALL MASS AT THIS LOD IN THIS SYSTEM.</p>		<div><div><div><div>BIMFORUM</div><div>GLOBAL</div><div>BIMForum.Global</div></div><div><div>VDCFORUM</div><div>VDCForum.org</div></div></div><div><p>Notes:</p><p>a. LOD 000 does not exist in many LOD definitions. It has been added in the BIMForum Global LOD Specification to address data structures when no model elements existing and to define contact scopes when element at omitted from modeling.</p><p>b. LOD definitions should be defined in the Project Execution Plan's (PEP) Building Information Modeling (BIM) section. These may also be referred to as a BIM Execution Plan (BxP, BEP) on your project.</p><p>c. In the absence of a PEP, BEP, BxP, etc, the LOD definitions shall be per the BIMForum Global LOD Definitions, Reference: BIMForum.Global/LOD</p></div></div>			
<p>Description</p> <p>Associated Masterformat Sections:</p> <p>08 11 74 / 08 33 00 / 08 35 16</p>	See C10		See C1030		Grille assemblies modeled by type to include the following: <ol style="list-style-type: none">Nominal size of unit.Required openness provided as non-graphic information.Operation is specified graphically.	Major framing elements are modeled at jams and head.	All connections and interfaces modeled including brackets, supports, sealants, and thresholds.
LoD 500							

LoA



[Please Click here to provide feedback to this Version 2024 Public Draft:](#)
Copyright © 2024 by BIMForum Global. All rights reserved. This document is copyrighted under a [Creative Commons Attribution-NonCommercial-NoDerivatives 4.0 International License](#)





LOD	000 ^a	100 ^{b,c}	200 ^{b,c}		300 ^{b,c}	350 ^{b,c}	400 ^{b,c}
	 <div>NO DISTINCT MODEL ELEMENTS EXIST AND NO INFERENCE CAN BE MADE FROM AN OVERALL MASS FOR THESE ELEMENTS AT THIS LOD IN THIS SYSTEM.</div>	 <div>NO DISTINCT MODEL ELEMENTS EXIST BUT INFERENCE ABOUT ELEMENTS CAN BE MADE FROM AN OVERALL MASS AT THIS LOD IN THIS SYSTEM.</div>		<div><div><div><div>BIMFORUM</div><div>GLOBAL</div><div>BIMForum.Global</div></div><div><div>VDCFORUM</div><div>VDCForum.org</div></div></div><div>Notes:<div>a. LOD 000 does not exist in many LOD definitions. It has been added in the BIMForum Global LOD Specification to address data structures when no model elements existing and to define contact scopes when element at omitted from modeling.</div><div>b. LOD definitions should be defined in the Project Execution Plan's (PEP) Building Information Modeling (BIM) section. These may also be referred to as a BIM Execution Plan (BxP, BEP) on your project.</div><div>c. In the absence of a PEP, BEP, BxP, etc, the LOD definitions shall be per the BIMForum Global LOD Definitions, Reference: BIMForum.Global/LOD</div></div></div>			
<div>Description</div> <div>Associated Masterformat Sections:</div> <div>01 84 13 / 01 84 13 / 01 84 13 / 01 84 13 / 01 84 13 01 84 13 / 01 84 13 / 01 84 13 / 01 84 13</div>	See C10		Generic assembly that contains spatial allowance for support system and flooring material.				
LoD 500							

LoA







[Please Click here to provide feedback to this Version 2024 Public Draft:](#)
Copyright © 2024 by BIMForum Global. All rights reserved. This document is copyrighted under a [Creative Commons Attribution-NonCommercial-NoDerivatives 4.0 International License](#)



LOD	000 ^a	100 ^{b,c}	200 ^{b,c}		300 ^{b,c}	350 ^{b,c}	400 ^{b,c}
	<div><p>NO DISTINCT MODEL ELEMENTS EXIST AND NO INFERENCE CAN BE MADE FROM AN OVERALL MASS FOR THESE ELEMENTS AT THIS LOD IN THIS SYSTEM.</p></div>	<div><p>NO DISTINCT MODEL ELEMENTS EXIST BUT INFERENCE ABOUT ELEMENTS CAN BE MADE FROM AN OVERALL MASS AT THIS LOD IN THIS SYSTEM.</p></div>		<div><div><div><div>BIMFORUM</div><div>GLOBAL</div><div>BIMForum.Global</div></div><div><div>VDCFORUM</div><div>VDCForum.org</div></div></div><div><p>Notes:</p><p>a. LOD 000 does not exist in many LOD definitions. It has been added in the BIMForum Global LOD Specification to address data structures when no model elements existing and to define contact scopes when element at omitted from modeling.</p><p>b. LOD definitions should be defined in the Project Execution Plan's (PEP) Building Information Modeling (BIM) section. These may also be referred to as a BIM Execution Plan (BxP, BEP) on your project.</p><p>c. In the absence of a PEP, BEP, BxP, etc, the LOD definitions shall be per the BIMForum Global LOD Definitions, Reference: BIMForum.Global/LOD</p></div></div>			
<div><p>Description</p><p>Associated Masterformat Sections:</p><p>09 69 00</p></div>	See C10		See C1060		<div><p>Overall flooring assembly modeled by type to specified thickness/depth.</p><p>Major openings such as shafts are modeled.</p></div>	<div><p>Individual layers of assembly are modeled separately.</p><p>All openings and penetrations are modeled.</p><p>Expansion joints are modeled indicating specific width.</p><p>Pedestals are modeled and located properly, if applicable.</p></div>	<div><p>All assembly components are modeled including frame, floor tiles, pedestals, and cross bracing.</p></div>
LoD 500							

LoA



LOD	000 ^a	100 ^{b,c}	200 ^{b,c}		300 ^{b,c}	350 ^{b,c}	400 ^{b,c}
	<div><p>NO DISTINCT MODEL ELEMENTS EXIST AND NO INFERENCE CAN BE MADE FROM AN OVERALL MASS FOR THESE ELEMENTS AT THIS LOD IN THIS SYSTEM.</p></div>	<div><p>NO DISTINCT MODEL ELEMENTS EXIST BUT INFERENCE ABOUT ELEMENTS CAN BE MADE FROM AN OVERALL MASS AT THIS LOD IN THIS SYSTEM.</p></div>		<div> BIMForum.Global</div> <div> VDCForum.org</div> <div><p>Notes:</p><p>a. LOD 000 does not exist in many LOD definitions. It has been added in the BIMForum Global LOD Specification to address data structures when no model elements existing and to define contact scopes when element at omitted from modeling.</p><p>b. LOD definitions should be defined in the Project Execution Plan's (PEP) Building Information Modeling (BIM) section. These may also be referred to as a BIM Execution Plan (BxP, BEP) on your project.</p><p>c. In the absence of a PEP, BEP, BxP, etc, the LOD definitions shall be per the BIMForum Global LOD Definitions, Reference: BIMForum.Global/LOD</p></div>			
<div><p>Description</p><p>Associated Masterformat Sections:</p><p>01 84 13 / 01 84 13</p></div>	<p>Ceiling construction is represented in other composite objects such as floors or rooms; or, schematic model elements that are not distinguishable by type or material.</p> <p>Assembly depth/thickness and locations still flexible.</p>		<p>Generic assemblies indicative of overall scope and approximate thickness/system depth of assembly's spended ceiling.</p>				
LoD 500							

LoA



[Please Click here to provide feedback to this Version 2024 Public Draft:](#)
Copyright © 2024 by BIMForum Global. All rights reserved. This document is copyrighted under a [Creative Commons Attribution-NonCommercial-NoDerivatives 4.0 International License](#)



LOD	000 ^a	100 ^{b,c}	200 ^{b,c}
	<div></div> <div>NO DISTINCT MODEL ELEMENTS EXIST AND NO INFERENCE CAN BE MADE FROM AN OVERALL MASS FOR THESE ELEMENTS AT THIS LOD IN THIS SYSTEM.</div>	<div></div> <div>NO DISTINCT MODEL ELEMENTS EXIST BUT INFERENCE ABOUT ELEMENTS CAN BE MADE FROM AN OVERALL MASS AT THIS LOD IN THIS SYSTEM.</div>	
Description	See C1070		See C1070
Associated Masterformat Sections:			
09 51 00 / 09 81 00			



BIMForum.Global



VDCForum.org

Notes:

a. LOD 000 does not exist in many LOD definitions. It has been added in the BIMForum Global LOD Specification to address data structures when no model elements existing and to define contact scopes when element at omitted from modeling.

b. LOD definitions should be defined in the Project Execution Plan's (PEP) Building Information Modeling (BIM) section. These may also be referred to as a BIM Execution Plan (BxP, BEP) on your project.

c. In the absence of a PEP, BEP, BxP, etc, the LOD definitions shall be per the BIMForum Global LOD Definitions, Reference: [BIMForum.Global/LOD](https://www.bimforum.org/global/LOD)

300 ^{b,c}	350 ^{b,c}	400 ^{b,c}
Overall assembly modeled to specific system thickness including structural backing. Location of expansion or control joints indicated, but not modeled. Ceiling grid is shown as linework.	Ceiling suspension grid is modeled. Structural backing members including bracing/lateral framing/kickers are modeled. Expansion or control joints are modeled to indicate specific width.	All assembly components are modeled including tees, hangers, support structure, and tiles.



LoD 500

LoA



[Please Click here to provide feedback to this Version 2024 Public Draft:](#)
Copyright © 2024 by BIMForum Global. All rights reserved. This document is copyrighted under a [Creative Commons Attribution-NonCommercial-NoDerivatives 4.0 International License](#)



LOD	000 ^a	100 ^{b,c}	200 ^{b,c}
	<div><p>NO DISTINCT MODEL ELEMENTS EXIST AND NO INFERENCE CAN BE MADE FROM AN OVERALL MASS FOR THESE ELEMENTS AT THIS LOD IN THIS SYSTEM.</p></div>	<div><p>NO DISTINCT MODEL ELEMENTS EXIST BUT INFERENCE ABOUT ELEMENTS CAN BE MADE FROM AN OVERALL MASS AT THIS LOD IN THIS SYSTEM.</p></div>	
Description	See C1070		See C1070
Associated Masterformat Sections:			
09 20 00 / 09 22 26 / 09 81 00			
LoD 500			

LoA

BIMFORUM

GLOBAL

BIMForum.Global

VDCFORUM

VDCForum.org

Notes:



a. LOD 000 does not exist in many LOD definitions. It has been added in the BIMForum Global LOD Specification to address data structures when no model elements existing and to define contact scopes when element at omitted from modeling.

b. LOD definitions should be defined in the Project Execution Plan's (PEP) Building Information Modeling (BIM) section. These may also be referred to as a BIM Execution Plan (BxP, BEP) on your project.

c. In the absence of a PEP, BEP, BxP, etc, the LOD definitions shall be per the BIMForum Global LOD Definitions, Reference:

[BIMForum.Global/LOD](#)

300 ^{b,c}	350 ^{b,c}	400 ^{b,c}
Overall assembly modeled to specific system thickness including framing. Bulkheads Major penetrations are modeled.	Major bracing elements such as kickers are modeled.	All assembly components including furring channels, hangers, lath, plaster coats, and gypsum boards.



LOD	000 ^a	100 ^{b,c}	200 ^{b,c}		300 ^{b,c}	350 ^{b,c}	400 ^{b,c}
	 <p>NO DISTINCT MODEL ELEMENTS EXIST AND NO INFERENCE CAN BE MADE FROM AN OVERALL MASS FOR THESE ELEMENTS AT THIS LOD IN THIS SYSTEM.</p>	 <p>NO DISTINCT MODEL ELEMENTS EXIST BUT INFERENCE ABOUT ELEMENTS CAN BE MADE FROM AN OVERALL MASS AT THIS LOD IN THIS SYSTEM.</p>		<div><div><div><div>BIMFORUM</div><div>GLOBAL</div><div>BIMForum.Global</div></div><div><div>VDCFORUM</div><div>VDCForum.org</div></div></div><div><p>Notes:</p><p>a. LOD 000 does not exist in many LOD definitions. It has been added in the BIMForum Global LOD Specification to address data structures when no model elements existing and to define contact scopes when element at omitted from modeling.</p><p>b. LOD definitions should be defined in the Project Execution Plan's (PEP) Building Information Modeling (BIM) section. These may also be referred to as a BIM Execution Plan (BxP, BEP) on your project.</p><p>c. In the absence of a PEP, BEP, BxP, etc, the LOD definitions shall be per the BIMForum Global LOD Definitions, Reference: BIMForum.Global/LOD</p></div></div>			
Description	See C10		Generic model elements with approximate nominal size. Placement and quantity remains flexible.				
Associated Masterformat Sections:							
LoD 500							

LoA



[Please Click here to provide feedback to this Version 2024 Public Draft:](#)
Copyright © 2024 by BIMForum Global. All rights reserved. This document is copyrighted under a [Creative Commons Attribution-NonCommercial-NoDerivatives 4.0 International License](#)





LOD	000 ^a	100 ^{b,c}	200 ^{b,c}		300 ^{b,c}	350 ^{b,c}	400 ^{b,c}
	 NO DISTINCT MODEL ELEMENTS EXIST AND NO INFERENCE CAN BE MADE FROM AN OVERALL MASS FOR THESE ELEMENTS AT THIS LOD IN THIS SYSTEM.	 NO DISTINCT MODEL ELEMENTS EXIST BUT INFERENCE ABOUT ELEMENTS CAN BE MADE FROM AN OVERALL MASS AT THIS LOD IN THIS SYSTEM.		<div><div><div>BIMFORUM</div><div>GLOBAL</div><div>BIMForum.Global</div></div><div><div>VDCFORUM</div><div>VDCForum.org</div></div></div> <div>Notes: a. LOD 000 does not exist in many LOD definitions. It has been added in the BIMForum Global LOD Specification to address data structures when no model elements existing and to define contact scopes when element at omitted from modeling. b. LOD definitions should be defined in the Project Execution Plan's (PEP) Building Information Modeling (BIM) section. These may also be referred to as a BIM Execution Plan (BxP, BEP) on your project. c. In the absence of a PEP, BEP, BxP, etc, the LOD definitions shall be per the BIMForum Global LOD Definitions, Reference: BIMForum.Global/LOD</div>			
Description Associated Masterformat Sections: 01 84 00 / 01 84 00 / 01 84 00 / 01 84 00 / 05 52 00 05 73 00 / 06 43 16 / 06 63 00 / 06 81 00	See C10		Generic model element representing approximate overall height and location of railing/handrail.		Railing/handrail systems modeled by type to include: 1. All horizontal rails 2. All vertical posts/balusters	Mounting/attachment components	All assembly components including fasteners and supports.
LoD 500							

LoA



[Please Click here to provide feedback to this Version 2024 Public Draft:](#)
Copyright © 2024 by BIMForum Global. All rights reserved. This document is copyrighted under a [Creative Commons Attribution-NonCommercial-NoDerivatives 4.0 International License](#)



LOD	000 ^a	100 ^{b,c}	200 ^{b,c}
	<div></div> <div>NO DISTINCT MODEL ELEMENTS EXIST AND NO INFERENCE CAN BE MADE FROM AN OVERALL MASS FOR THESE ELEMENTS AT THIS LOD IN THIS SYSTEM.</div>	<div></div> <div>NO DISTINCT MODEL ELEMENTS EXIST BUT INFERENCE ABOUT ELEMENTS CAN BE MADE FROM AN OVERALL MASS AT THIS LOD IN THIS SYSTEM.</div>	
Description	See C10		Generic model element that is indicative of approximate area and location of louver.
Associated Masterformat Sections:			
08 91 00 / 01 84 00			

BIMFORUM

GLOBAL

BIMForum.Global

VDCFORUM

VDCForum.org

Notes:

a. LOD 000 does not exist in many LOD definitions. It has been added in the BIMForum Global LOD Specification to address data structures when no model elements existing and to define contact scopes when element at omitted from modeling.

b. LOD definitions should be defined in the Project Execution Plan's (PEP) Building Information Modeling (BIM) section. These may also be referred to as a BIM Execution Plan (BxP, BEP) on your project.

c. In the absence of a PEP, BEP, BxP, etc, the LOD definitions shall be per the BIMForum Global LOD Definitions, Reference: [BIMForum.Global/LOD](https://www.bimforum.org/global/LOD)

300 ^{b,c}	350 ^{b,c}	400 ^{b,c}
Louver assembly modeled by type, indicative of area and location of intended louver/vent. Accurate frame and blade boundary areas. Opening for louver is cut from host wall.	Rough opening is modeled in containing wall. Major framing elements are modeled at jambs and head. Connection points are modeled.	All connections and interfaces modeled including brackets, supports, and sealants.



LoD 500

LoA



[Please Click here to provide feedback to this Version 2024 Public Draft:](#)
Copyright © 2024 by BIMForum Global. All rights reserved. This document is copyrighted under a [Creative Commons Attribution-NonCommercial-NoDerivatives 4.0 International License](#)





LOD	000 ^a	100 ^{b,c}	200 ^{b,c}		300 ^{b,c}	350 ^{b,c}	400 ^{b,c}
	 <p>NO DISTINCT MODEL ELEMENTS EXIST AND NO INFERENCE CAN BE MADE FROM AN OVERALL MASS FOR THESE ELEMENTS AT THIS LOD IN THIS SYSTEM.</p>	 <p>NO DISTINCT MODEL ELEMENTS EXIST BUT INFERENCE ABOUT ELEMENTS CAN BE MADE FROM AN OVERALL MASS AT THIS LOD IN THIS SYSTEM.</p>		<div><div><div><div>BIMFORUM</div><div>GLOBAL</div><div>BIMForum.Global</div></div><div><div>VDCFORUM</div><div>VDCForum.org</div></div></div><div><p>Notes:</p><p>a. LOD 000 does not exist in many LOD definitions. It has been added in the BIMForum Global LOD Specification to address data structures when no model elements existing and to define contact scopes when element at omitted from modeling.</p><p>b. LOD definitions should be defined in the Project Execution Plan's (PEP) Building Information Modeling (BIM) section. These may also be referred to as a BIM Execution Plan (BxP, BEP) on your project.</p><p>c. In the absence of a PEP, BEP, BxP, etc, the LOD definitions shall be per the BIMForum Global LOD Definitions, Reference: BIMForum.Global/LOD</p></div></div>			
<p>Description</p> <p>Associated Masterformat Sections:</p> <p>01 84 19</p>	<p>Non-graphic information attached to model elements providing assumptions that are not distinguishable by type or material Types, layouts and locations are still flexible. See Part II</p>						
LoD 500							

LoA



[Please Click here to provide feedback to this Version 2024 Public Draft:](#)
Copyright © 2024 by BIMForum Global. All rights reserved. This document is copyrighted under a [Creative Commons Attribution-NonCommercial-NoDerivatives 4.0 International License](#)



LOD	000 ^a	100 ^{b,c}	200 ^{b,c}
	<div><p>NO DISTINCT MODEL ELEMENTS EXIST AND NO INFERENCE CAN BE MADE FROM AN OVERALL MASS FOR THESE ELEMENTS AT THIS LOD IN THIS SYSTEM.</p></div>	<div><p>NO DISTINCT MODEL ELEMENTS EXIST BUT INFERENCE ABOUT ELEMENTS CAN BE MADE FROM AN OVERALL MASS AT THIS LOD IN THIS SYSTEM.</p></div>	
<div><p>Description</p><p>Associated Masterformat Sections:</p><p>09 70 00 / 01 84 19 / 01 84 19 / 01 84 19 / 01 84 19 / 01 84</p><p>See C20</p></div>	<div><p>Non-graphic information attached to model elements providing assumptions that are not distinguishable by type or material Types, layouts and locations are still flexible. See Part II</p></div>		<div><p>Generic materials other than sheet goods and coatings by type (e.g. tile or paneling), approximate thickness represented by a single assembly.. Layouts, patterns and locations are still flexible</p></div>
LoD 500			



BIMForum.Global



VDCForum.org

Notes:

a. LOD 000 does not exist in many LOD definitions. It has been added in the BIMForum Global LOD Specification to address data structures when no model elements existing and to define contact scopes when element at omitted from modeling.

b. LOD definitions should be defined in the Project Execution Plan's (PEP) Building Information Modeling (BIM) section. These may also be referred to as a BIM Execution Plan (BxP, BEP) on your project.

c. In the absence of a PEP, BEP, BxP, etc, the LOD definitions shall be per the BIMForum Global LOD Definitions, Reference: [BIMForum.Global/LOD](https://www.bimforum.org/global/LOD)



300 ^{b,c}	350 ^{b,c}	400 ^{b,c}
<div><p>Single model element by type with overall thickness that accounts for finish materials based on specific types other than sheet goods and coatings (e.g. Tile type CT-1).</p><p>Sheet goods and coatings may be specified in Part II related to interior partitions.</p></div>	<div><p>Individual materials are modeled as separate elements.</p><p>Additional non-graphic information such as manufacturer and model number may be included.</p></div>	<div><p>Individual material pattern layouts, expansion/control joints, and finish edges to be modeled as separate elements.</p></div>

LoA



Please Click here to provide feedback to this Version 2024 Public Draft:
Copyright © 2024 by BIMForum Global. All rights reserved. This document is copyrighted under a [Creative Commons Attribution-NonCommercial-NoDerivatives 4.0 International License](https://creativecommons.org/licenses/by-nc-nd/4.0/)



LOD	000 ^a	100 ^{b,c}	200 ^{b,c}
	<div><p>NO DISTINCT MODEL ELEMENTS EXIST AND NO INFERENCE CAN BE MADE FROM AN OVERALL MASS FOR THESE ELEMENTS AT THIS LOD IN THIS SYSTEM.</p></div>	<div><p>NO DISTINCT MODEL ELEMENTS EXIST BUT INFERENCE ABOUT ELEMENTS CAN BE MADE FROM AN OVERALL MASS AT THIS LOD IN THIS SYSTEM.</p></div>	
Description	See C20		Generic materials by type (e.g. tile or coatings), approximate thickness represented by a single assembly. Layouts, patterns and locations are still flexible
Associated Masterformat Sections:			
09 60 00 / 01 84 19			
LoD 500			



BIMForum.Global



VDCForum.org

Notes:

a. LOD 000 does not exist in many LOD definitions. It has been added in the BIMForum Global LOD Specification to address data structures when no model elements existing and to define contact scopes when element at omitted from modeling.



b. LOD definitions should be defined in the Project Execution Plan's (PEP) Building Information Modeling (BIM) section. These may also be referred to as a BIM Execution Plan (BxP, BEP) on your project.

c. In the absence of a PEP, BEP, BxP, etc, the LOD definitions shall be per the BIMForum Global LOD Definitions, Reference: [BIMForum.Global/LOD](https://bimforum.org/global/LOD)





300 ^{b,c}	350 ^{b,c}	400 ^{b,c}
Single model element by type with overall thickness that accounts for materials based on specific types (e.g. Tile type CT-1).	Individual materials are modeled as separate elements Additional non-graphic information such as manufacturer and model number may be included.	Individual material pattern layouts, expansion/control joints, and finish edges to be modeled as separate elements.

LoA



LOD	000 ^a	100 ^{b,c}	200 ^{b,c}		300 ^{b,c}	350 ^{b,c}	400 ^{b,c}
	 <p>NO DISTINCT MODEL ELEMENTS EXIST AND NO INFERENCE CAN BE MADE FROM AN OVERALL MASS FOR THESE ELEMENTS AT THIS LOD IN THIS SYSTEM.</p>	 <p>NO DISTINCT MODEL ELEMENTS EXIST BUT INFERENCE ABOUT ELEMENTS CAN BE MADE FROM AN OVERALL MASS AT THIS LOD IN THIS SYSTEM.</p>		<div><div><div><div>BIMFORUM</div><div>GLOBAL</div><div>BIMForum.Global</div></div><div><div>VDCFORUM</div><div>VDCForum.org</div></div></div><div><p>Notes:</p><p>a. LOD 000 does not exist in many LOD definitions. It has been added in the BIMForum Global LOD Specification to address data structures when no model elements existing and to define contact scopes when element at omitted from modeling.</p><p>b. LOD definitions should be defined in the Project Execution Plan's (PEP) Building Information Modeling (BIM) section. These may also be referred to as a BIM Execution Plan (BxP, BEP) on your project.</p><p>c. In the absence of a PEP, BEP, BxP, etc, the LOD definitions shall be per the BIMForum Global LOD Definitions, Reference: BIMForum.Global/LOD</p></div></div>			
<p>Description</p> <p>Associated Masterformat Sections:</p> <p>01 85 00 / 14 00 00</p>	<p>Schematic model elements that are not distinguishable by type or material.</p> <p>Component sizes and locations still flexible.</p>						
LoD 500							

LoA



LOD	000 ^a	100 ^{b,c}	200 ^{b,c}		300 ^{b,c}	350 ^{b,c}	400 ^{b,c}
	<div><p>NO DISTINCT MODEL ELEMENTS EXIST AND NO INFERENCE CAN BE MADE FROM AN OVERALL MASS FOR THESE ELEMENTS AT THIS LOD IN THIS SYSTEM.</p></div>	<div><p>NO DISTINCT MODEL ELEMENTS EXIST BUT INFERENCE ABOUT ELEMENTS CAN BE MADE FROM AN OVERALL MASS AT THIS LOD IN THIS SYSTEM.</p></div>		<div><div><div><div>BIMFORUM GLOBAL</div><div>BIMForum.Global</div></div><div><div>VDCFORUM</div><div>VDCForum.org</div></div></div><div><p>Notes:</p><p>a. LOD 000 does not exist in many LOD definitions. It has been added in the BIMForum Global LOD Specification to address data structures when no model elements existing and to define contact scopes when element at omitted from modeling.</p><p>b. LOD definitions should be defined in the Project Execution Plan's (PEP) Building Information Modeling (BIM) section. These may also be referred to as a BIM Execution Plan (BxP, BEP) on your project.</p><p>c. In the absence of a PEP, BEP, BxP, etc, the LOD definitions shall be per the BIMForum Global LOD Definitions, Reference: BIMForum.Global/LOD</p></div></div>			
Description	See D10		Generic representation of the system envelope, including critical path of travel zones.				
Associated Masterformat Sections:							
LoD 500							

LoA





[Please Click here to provide feedback to this Version 2024 Public Draft:](#)
Copyright © 2024 by BIMForum Global. All rights reserved. This document is copyrighted under a [Creative Commons Attribution-NonCommercial-NoDerivatives 4.0 International License](#)



LOD	000 ^a	100 ^{b,c}	200 ^{b,c}	<div><div><div>BIMFORUM</div><div>GLOBAL</div><div>BIMForum.Global</div></div><div><div>VDCFORUM</div><div>VDCForum.org</div></div></div>	300 ^{b,c}	350 ^{b,c}	400 ^{b,c}
	<div><p>NO DISTINCT MODEL ELEMENTS EXIST AND NO INFERENCE CAN BE MADE FROM AN OVERALL MASS FOR THESE ELEMENTS AT THIS LOD IN THIS SYSTEM.</p></div>	<div><p>NO DISTINCT MODEL ELEMENTS EXIST BUT INFERENCE ABOUT ELEMENTS CAN BE MADE FROM AN OVERALL MASS AT THIS LOD IN THIS SYSTEM.</p></div>		<div><p>Notes:</p><p>a. LOD 000 does not exist in many LOD definitions. It has been added in the BIMForum Global LOD Specification to address data structures when no model elements existing and to define contact scopes when element at omitted from modeling.</p><p>b. LOD definitions should be defined in the Project Execution Plan's (PEP) Building Information Modeling (BIM) section. These may also be referred to as a BIM Execution Plan (BxP, BEP) on your project.</p><p>c. In the absence of a PEP, BEP, BxP, etc, the LOD definitions shall be per the BIMForum Global LOD Definitions, Reference: BIMForum.Global/LOD</p></div>			
<div><p>Description</p><p>Associated Masterformat Sections:</p><p>01 85 00 / 14 31 00</p></div>	See D10		See D1010		<div>Specific system elements modeled by type, including all path of travel zones. Including:<ul style="list-style-type: none">1. Truss Shape2. Risers3. Balustrade Type</div>		
LoD 500							

LoA





LOD	000 ^a	100 ^{b,c}	200 ^{b,c}	<div><div><div><div>BIMFORUM</div><div>GLOBAL</div><div>BIMForum.Global</div></div><div><div>VDCFORUM</div><div>VDCForum.org</div></div></div><div><p>Notes:</p><p>a. LOD 000 does not exist in many LOD definitions. It has been added in the BIMForum Global LOD Specification to address data structures when no model elements existing and to define contact scopes when element at omitted from modeling.</p><p>b. LOD definitions should be defined in the Project Execution Plan's (PEP) Building Information Modeling (BIM) section. These may also be referred to as a BIM Execution Plan (BxP, BEP) on your project.</p><p>c. In the absence of a PEP, BEP, BxP, etc, the LOD definitions shall be per the BIMForum Global LOD Definitions, Reference: BIMForum.Global/LOD</p></div></div>	300 ^{b,c}	350 ^{b,c}	400 ^{b,c}
	<div><p>NO DISTINCT MODEL ELEMENTS EXIST AND NO INFERENCE CAN BE MADE FROM AN OVERALL MASS FOR THESE ELEMENTS AT THIS LOD IN THIS SYSTEM.</p></div>	<div><p>NO DISTINCT MODEL ELEMENTS EXIST BUT INFERENCE ABOUT ELEMENTS CAN BE MADE FROM AN OVERALL MASS AT THIS LOD IN THIS SYSTEM.</p></div>					
<div><div><div>Description</div><div>Associated Masterformat Sections:</div><div>01 85 00</div></div></div>	See D10		Generic representation of the material handling system envelope, including critical path of travel zones.		See D10	See D1050	<div>Specific system elements modeled by type, including all path of travel/boom swing zones.</div> <div>Lay-down/pick-up zones are modeled.</div>
LoD 500							

LoA



[Please Click here to provide feedback to this Version 2024 Public Draft:](#)
Copyright © 2024 by BIMForum Global. All rights reserved. This document is copyrighted under a [Creative Commons Attribution-NonCommercial-NoDerivatives 4.0 International License](#)







LOD	000 ^a	100 ^{b,c}	200 ^{b,c}		300 ^{b,c}	350 ^{b,c}	400 ^{b,c}
	<div><p>NO DISTINCT MODEL ELEMENTS EXIST AND NO INFERENCE CAN BE MADE FROM AN OVERALL MASS FOR THESE ELEMENTS AT THIS LOD IN THIS SYSTEM.</p></div>	<div><p>NO DISTINCT MODEL ELEMENTS EXIST BUT INFERENCE ABOUT ELEMENTS CAN BE MADE FROM AN OVERALL MASS AT THIS LOD IN THIS SYSTEM.</p></div>		<div><div><div><div>BIMFORUM GLOBAL</div></div><div>BIMForum.Global</div></div><div><div><div>VDCFORUM</div></div><div>VDCForum.org</div></div></div> <p>Notes:</p> <p>a. LOD 000 does not exist in many LOD definitions. It has been added in the BIMForum Global LOD Specification to address data structures when no model elements existing and to define contact scopes when element at omitted from modeling.</p> <p>b. LOD definitions should be defined in the Project Execution Plan's (PEP) Building Information Modeling (BIM) section. These may also be referred to as a BIM Execution Plan (BxP, BEP) on your project.</p> <p>c. In the absence of a PEP, BEP, BxP, etc, the LOD definitions shall be per the BIMForum Global LOD Definitions, Reference: BIMForum.Global/LOD</p>			
<p>Description</p> <p>Associated Masterformat Sections:</p> <p>41 22 13</p>	See D10		See D1050		<p>Specific system elements modeled by type, including all path of travel/boom swing zones.</p> <p>Lay-down/pick-up zones are modeled.</p> <p>Major structural support elements modeled.</p> <p>Crane Swing Radius</p>	<p>Sizing adjusted to the actual manufacturer specifications.</p> <p>Guiding tracks/rails</p> <p>Service/access zones</p> <p>Connections to mechanical or electrical services</p>	<p>All connections, supports, framing, and other supplementary components.</p>
LoD 500							

LoA



[Please Click here to provide feedback to this Version 2024 Public Draft:](#)
Copyright © 2024 by BIMForum Global. All rights reserved. This document is copyrighted under a [Creative Commons Attribution-NonCommercial-NoDerivatives 4.0 International License](#)



LOD	000 ^a	100 ^{b,c}	200 ^{b,c}		300 ^{b,c}	350 ^{b,c}	400 ^{b,c}
	<div><p>NO DISTINCT MODEL ELEMENTS EXIST AND NO INFERENCE CAN BE MADE FROM AN OVERALL MASS FOR THESE ELEMENTS AT THIS LOD IN THIS SYSTEM.</p></div>	<div><p>NO DISTINCT MODEL ELEMENTS EXIST BUT INFERENCE ABOUT ELEMENTS CAN BE MADE FROM AN OVERALL MASS AT THIS LOD IN THIS SYSTEM.</p></div>		<div><div><div><div><div>BIMFORUM GLOBAL</div></div><div>BIMForum.Global</div></div><div><div><div><div>VDCFORUM</div></div><div>VDCForum.org</div></div></div><div><p>Notes:</p><p>a. LOD 000 does not exist in many LOD definitions. It has been added in the BIMForum Global LOD Specification to address data structures when no model elements existing and to define contact scopes when element at omitted from modeling.</p><p>b. LOD definitions should be defined in the Project Execution Plan's (PEP) Building Information Modeling (BIM) section. These may also be referred to as a BIM Execution Plan (BxP, BEP) on your project.</p><p>c. In the absence of a PEP, BEP, BxP, etc, the LOD definitions shall be per the BIMForum Global LOD Definitions, Reference: BIMForum.Global/LOD</p></div></div></div>			
Description	See D10		See D1050		See Fundamental LOD Definitions	See Fundamental LOD Definitions	See Fundamental LOD Definitions
Associated Masterformat Sections:							
34 77 16							
LoD 500							

LoA









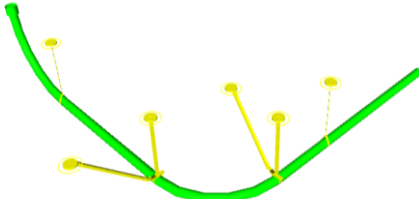
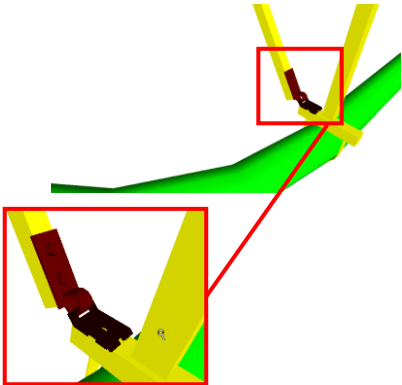
[Please Click here to provide feedback to this Version 2024 Public Draft:](#)
Copyright © 2024 by BIMForum Global. All rights reserved. This document is copyrighted under a [Creative Commons Attribution-NonCommercial-NoDerivatives 4.0 International License](#)



PNEUMATIC TUBING

LoD 500



LOD	000 ^a	100 ^{b,c}	200 ^{b,c}		300 ^{b,c}	350 ^{b,c}	400 ^{b,c}
	 <p>NO DISTINCT MODEL ELEMENTS EXIST AND NO INFERENCE CAN BE MADE FROM AN OVERALL MASS FOR THESE ELEMENTS AT THIS LOD IN THIS SYSTEM.</p>	 <p>NO DISTINCT MODEL ELEMENTS EXIST BUT INFERENCE ABOUT ELEMENTS CAN BE MADE FROM AN OVERALL MASS AT THIS LOD IN THIS SYSTEM.</p>	 <p>98 D1050.70-LOD-200 Pneumatic Tube Systems From lkerd.com</p>	<div><div> BIMForum.Global</div><div> VDCForum.org</div></div> <p>Notes:</p> <p>a. LOD 000 does not exist in many LOD definitions. It has been added in the BIMForum Global LOD Specification to address data structures when no model elements existing and to define contact scopes when element at omitted from modeling.</p> <p>b. LOD definitions should be defined in the Project Execution Plan's (PEP) Building Information Modeling (BIM) section. These may also be referred to as a BIM Execution Plan (BxP, BEP) on your project.</p> <p>c. In the absence of a PEP, BEP, BxP, etc, the LOD definitions shall be per the BIMForum Global LOD Definitions, Reference: BIMForum.Global/LOD</p>	 <p>99 D1050.70-LOD-300 Pneumatic Tube Systems From lkerd.com</p>	 <p>100 D1050.70-LOD-350 Pneumatic Tube Systems From lkerd.com</p>	 <p>101 D1050.70-LOD-400 Pneumatic Tube Systems From lkerd.com</p>
<p>Description</p> <p>Associated Masterformat Sections:</p> <p>14 92 00</p>	<p>Diagrammatic elements or quantitative call outs;</p> <p>Conceptual and/or schematic flow diagrams;</p>		<p>Generic elements; schematic layout with approximate size, shape, and location of equipment and tubing;</p>		<p>Modeled as design-specified elements; specified size, shape, spacing, and location of equipment and tubing.</p> <p>Approximate allowances for spacing and clearances required for all specified hangers, supports, vibration and seismic control that are to be utilized in the layout of all equipment and tubing are modeled or accommodated by model checking software.</p> <p>Access/code clearance requirements modeled or accommodated by model checking software.</p>	<p>Modeled as actual construction elements.</p> <p>Actual size, shape, spacing, and location/connections of equipment and tubing.</p> <p>Actual size, shape, spacing, and clearances required for all hangers, supports, vibration and seismic control that are utilized in the layout of all equipment and tubing are or accommodated by model checking software.</p> <p>Floor and wall penetrations modeled. actual access/code clearance requirements modeled or accommodated by model checking software.</p>	<p>Supplementary components added to the model required for fabrication and field installation</p>
LoD 500							

LoA





Please Click here to provide feedback to this Version 2024 Public Draft:
Copyright © 2024 by BIMForum Global. All rights reserved. This document is copyrighted under a Creative Commons Attribution-NonCommercial-NoDerivatives 4.0 International License







PLUMBING

LoD 500



LOD	000 ^a	100 ^{b,c}	200 ^{b,c}		300 ^{b,c}	350 ^{b,c}	400 ^{b,c}
	<div></div> <div>NO DISTINCT MODEL ELEMENTS EXIST AND NO INFERENCE CAN BE MADE FROM AN OVERALL MASS FOR THESE ELEMENTS AT THIS LOD IN THIS SYSTEM.</div>	<div></div> <div>NO DISTINCT MODEL ELEMENTS EXIST BUT INFERENCE ABOUT ELEMENTS CAN BE MADE FROM AN OVERALL MASS AT THIS LOD IN THIS SYSTEM.</div>		<div><div><div><div>BIMFORUM</div><div>GLOBAL</div><div>BIMForum.Global</div></div><div><div>VDCFORUM</div><div>VDCForum.org</div></div></div><div>Notes: a. LOD 000 does not exist in many LOD definitions. It has been added in the BIMForum Global LOD Specification to address data structures when no model elements existing and to define contact scopes when element at omitted from modeling. b. LOD definitions should be defined in the Project Execution Plan's (PEP) Building Information Modeling (BIM) section. These may also be referred to as a BIM Execution Plan (BxP, BEP) on your project. c. In the absence of a PEP, BEP, BxP, etc, the LOD definitions shall be per the BIMForum Global LOD Definitions, Reference: BIMForum.Global/LOD</div></div>			
<div>Description</div> <div>Associated Masterformat Sections:</div> <div>01 86 16 / 22 00 00</div>	<div>Diagrammatic or schematic model elements.</div> <div>Conceptual and/or schematic layout/flow diagram.</div> <div>Design performance parameters as defined in the BXP to be associated with model elements as non-graphic information.</div>						
LoD 500							

LoA

LOD	000 ^a	100 ^{b,c}	200 ^{b,c}		300 ^{b,c}	350 ^{b,c}	400 ^{b,c}
	<div><p>NO DISTINCT MODEL ELEMENTS EXIST AND NO INFERENCE CAN BE MADE FROM AN OVERALL MASS FOR THESE ELEMENTS AT THIS LOD IN THIS SYSTEM.</p></div>	<div><p>NO DISTINCT MODEL ELEMENTS EXIST BUT INFERENCE ABOUT ELEMENTS CAN BE MADE FROM AN OVERALL MASS AT THIS LOD IN THIS SYSTEM.</p></div>		<div><div><div><div>BIMFORUM GLOBAL</div><div>BIMForum.Global</div></div><div><div>VDCFORUM</div><div>VDCForum.org</div></div></div><div><p>Notes:</p><p>a. LOD 000 does not exist in many LOD definitions. It has been added in the BIMForum Global LOD Specification to address data structures when no model elements existing and to define contact scopes when element at omitted from modeling.</p><p>b. LOD definitions should be defined in the Project Execution Plan's (PEP) Building Information Modeling (BIM) section. These may also be referred to as a BIM Execution Plan (BxP, BEP) on your project.</p><p>c. In the absence of a PEP, BEP, BxP, etc, the LOD definitions shall be per the BIMForum Global LOD Definitions, Reference: BIMForum.Global/LOD</p></div></div>			
<div><p>Description</p><p>See D20</p><p>Associated Masterformat Sections:</p><p>01 86 16 / 22 11 00</p></div>			<div><p>Schematic layout of generic model elements with approximate size, shape, and location of elements.</p><p>Shaft requirements modeled.</p></div>				
LoD 500							

LoA



[Please Click here to provide feedback to this Version 2024 Public Draft:](#)
Copyright © 2024 by BIMForum Global. All rights reserved. This document is copyrighted under a [Creative Commons Attribution-NonCommercial-NoDerivatives 4.0 International License](#)



LOD	000 ^a	100 ^{b,c}	200 ^{b,c}
	<div><p>NO DISTINCT MODEL ELEMENTS EXIST AND NO INFERENCE CAN BE MADE FROM AN OVERALL MASS FOR THESE ELEMENTS AT THIS LOD IN THIS SYSTEM.</p></div>	<div><p>NO DISTINCT MODEL ELEMENTS EXIST BUT INFERENCE ABOUT ELEMENTS CAN BE MADE FROM AN OVERALL MASS AT THIS LOD IN THIS SYSTEM.</p></div>	<div><p>102 D2010.10-LOD-200 Facility Potable-Water Storage Tanks</p><p>From lkerd.com</p></div>
Description	See D20		Schematic layout with approximate size, shape, and location of tank(s);
Associated Masterformat Sections:			
22 12 00			



BIMForum.Global



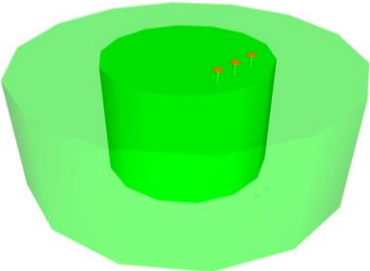
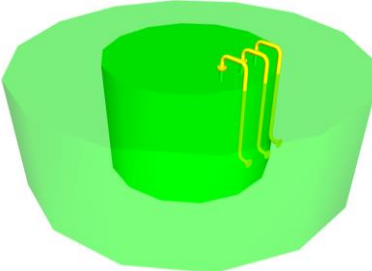
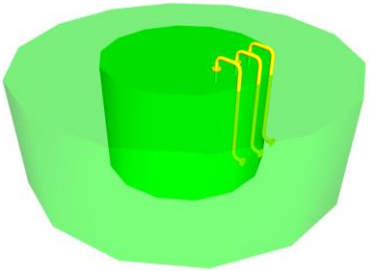
VDCForum.org

Notes:

a. LOD 000 does not exist in many LOD definitions. It has been added in the BIMForum Global LOD Specification to address data structures when no model elements existing and to define contact scopes when element at omitted from modeling.

b. LOD definitions should be defined in the Project Execution Plan's (PEP) Building Information Modeling (BIM) section. These may also be referred to as a BIM Execution Plan (BxP, BEP) on your project.

c. In the absence of a PEP, BEP, BxP, etc, the LOD definitions shall be per the BIMForum Global LOD Definitions, Reference: [BIMForum.Global/LOD](#)

300 ^{b,c}	350 ^{b,c}	400 ^{b,c}
<div><p>102 D2010.10-LOD-300 Facility Potable-Water Storage Tanks</p><p>From lkerd.com</p></div>	<div><p>102 D2010.10-LOD-350 Facility Potable-Water Storage Tanks</p><p>From lkerd.com</p></div>	<div><p>102 D2010.10-LOD-400 Facility Potable-Water Storage Tanks</p><p>From lkerd.com</p></div>
Modeled as design-specified size, shape, spacing, and location of tank(s).	Modeled as actual construction elements size and shape, spacing, and location/connections of tank(s)	Supplementary components added to the model required for fabrication and field installation.
Access/code clearance requirements and approximate allowances for spacing and clearances required for all specified anchors, supports, vibration and seismic control that are utilized in the layout of tanks(s) are modeled or accommodated by model checking software;	Actual access/code clearance requirements and actual size and shape, spacing, and clearances required for all specified anchors, supports, vibration and seismic control that are utilized in the layout of tanks(s) are modeled or accommodated by model checking software.	




LoD 500

LoA



Please Click here to provide feedback to this Version 2024 Public Draft:
Copyright © 2024 by BIMForum Global. All rights reserved. This document is copyrighted under a [Creative Commons Attribution-NonCommercial-NoDerivatives 4.0 International License](#)



LOD	000 ^a	100 ^{b,c}	200 ^{b,c}
	<div><p>NO DISTINCT MODEL ELEMENTS EXIST AND NO INFERENCE CAN BE MADE FROM AN OVERALL MASS FOR THESE ELEMENTS AT THIS LOD IN THIS SYSTEM.</p></div>	<div><p>NO DISTINCT MODEL ELEMENTS EXIST BUT INFERENCE ABOUT ELEMENTS CAN BE MADE FROM AN OVERALL MASS AT THIS LOD IN THIS SYSTEM.</p></div>	<div><p>107 D2010.20-LOD-200 Domestic Water Equipment</p><p>From lkerd.com</p></div>
Description	See D20		Schematic layout with approximate size, shape, and location of equipment; approximate access/code clearance requirements modeled;
Associated Masterformat Sections:			
22 11 23 / 22 31 00 / 22 32 00 / 22 33 00 / 22 34 00 / 22 35 00			
LoD 500			



BIMForum.Global




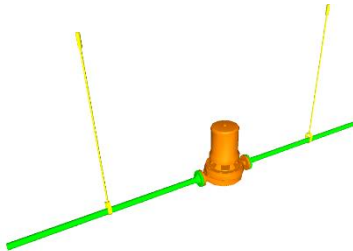
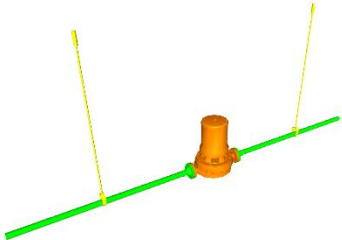
VDCForum.org

Notes:

a. LOD 000 does not exist in many LOD definitions. It has been added in the BIMForum Global LOD Specification to address data structures when no model elements existing and to define contact scopes when element at omitted from modeling.

b. LOD definitions should be defined in the Project Execution Plan's (PEP) Building Information Modeling (BIM) section. These may also be referred to as a BIM Execution Plan (BxP, BEP) on your project.

c. In the absence of a PEP, BEP, BxP, etc, the LOD definitions shall be per the BIMForum Global LOD Definitions, Reference: [BIMForum.Global/LOD](#)







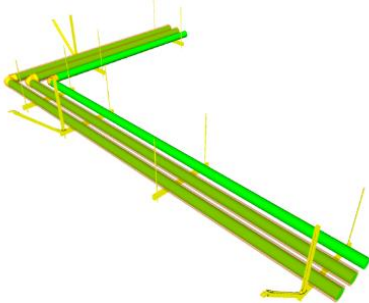
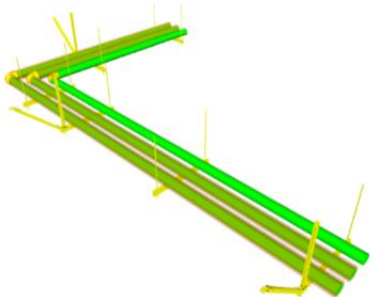
300 ^{b,c}	350 ^{b,c}	400 ^{b,c}
<div><p>107 D2010.20-LOD-300 Domestic Water Equipment</p><p>From lkerd.com</p></div>	<div><p>107 D2010.20-LOD-350 Domestic Water Equipment</p><p>From lkerd.com</p></div>	<div><p>107 D2010.20-LOD-400 Domestic Water Equipment</p><p>From lkerd.com</p></div>
Modeled as design-specified size, shape, spacing, and location of equipment.	Modeled as actual construction elements size, shape, spacing, and location/connections of equipment.	See D2010.10
Approximate allowances for spacing and clearances required for all specified anchors, supports, vibration and seismic control that are utilized in the layout of equipment.	Actual size, shape, spacing, and clearances required for all specified anchors, supports, vibration and seismic control that are utilized in the layout of equipment.	
Access/code clearance requirements modeled.	Actual access/code clearance requirements modeled.	
LoD 500		

LoA



Please Click here to provide feedback to this Version 2024 Public Draft:
Copyright © 2024 by BIMForum Global. All rights reserved. This document is copyrighted under a [Creative Commons Attribution-NonCommercial-NoDerivatives 4.0 International License](#)





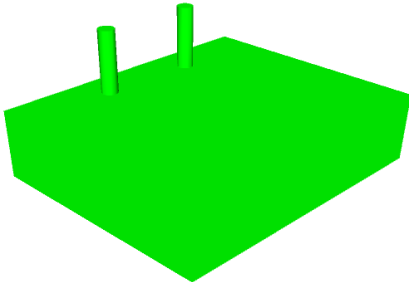
LOD	000 ^a	100 ^{b,c}	200 ^{b,c}		300 ^{b,c}	350 ^{b,c}	400 ^{b,c}
	<div><p>NO DISTINCT MODEL ELEMENTS EXIST AND NO INFERENCE CAN BE MADE FROM AN OVERALL MASS FOR THESE ELEMENTS AT THIS LOD IN THIS SYSTEM.</p></div>	<div><p>NO DISTINCT MODEL ELEMENTS EXIST BUT INFERENCE ABOUT ELEMENTS CAN BE MADE FROM AN OVERALL MASS AT THIS LOD IN THIS SYSTEM.</p></div>	<div><p>111 D2010.40-LOD-200 Domestic Water Piping</p><p>From lkerd.com</p></div>	<div><p>BIMForum.Global</p><p>VDCForum.org</p><p>Notes:</p><p>a. LOD 000 does not exist in many LOD definitions. It has been added in the BIMForum Global LOD Specification to address data structures when no model elements existing and to define contact scopes when element at omitted from modeling.</p><p>b. LOD definitions should be defined in the Project Execution Plan's (PEP) Building Information Modeling (BIM) section. These may also be referred to as a BIM Execution Plan (BxP, BEP) on your project.</p><p>c. In the absence of a PEP, BEP, BxP, etc, the LOD definitions shall be per the BIMForum Global LOD Definitions, Reference: BIMForum.Global/LOD</p></div>	<div><p>111 D2010.40-LOD-300 Domestic Water Piping</p><p>From lkerd.com</p></div>	<div><p>111 D2010.40-LOD-350 Domestic Water Piping</p><p>From lkerd.com</p></div>	<div><p>111 D2010.40-LOD-400 Domestic Water Piping</p><p>From lkerd.com</p></div>
<p>Description</p>	<p>Diagrammatic or schematic model elements.</p>		<p>Schematic layout with approximate size, shape, and location of mains and risers.</p>		<p>Modeled as design-specified size, shape, spacing, and location of pipe, valves, fittings, and insulation for risers, mains, and branches.</p>	<p>Modeled as actual construction elements.</p>	<p>See D2010.10</p>
<p>Associated Masterformat Sections:</p> <p>22 11 16 / 22 11 19</p>	<p>Conceptual and/or schematic flow diagrams.</p> <p>Design performance parameters as defined in the BXP to be associated with model elements as non-graphic information.</p>		<p>Shaft requirements modeled.</p>		<p>Approximate allowances for spacing and clearances required for all specified hangers, supports, vibration and seismic control that are to be utilized in the layout of all risers, mains, and branches.</p> <p>Access/code clearance requirements modeled.</p>	<p>Actual size, shape, spacing, and location/connections of pipe, valves, fittings, and insulation for risers, mains, and branches.</p> <p>Actual size, shape, spacing, and clearances required for all hangers, supports, vibration and seismic control that are utilized in the layout of all risers, mains, and branches; actual floor and wall penetration elements modeled.</p> <p>Actual access/code clearance requirements modeled.</p>	
LoD 500							

LoA



Please Click here to provide feedback to this Version 2024 Public Draft:
Copyright © 2024 by BIMForum Global. All rights reserved. This document is copyrighted under a Creative Commons Attribution-NonCommercial-NoDerivatives 4.0 International License



LOD	000 ^a	100 ^{b,c}	200 ^{b,c}
	<div></div> <div>NO DISTINCT MODEL ELEMENTS EXIST AND NO INFERENCE CAN BE MADE FROM AN OVERALL MASS FOR THESE ELEMENTS AT THIS LOD IN THIS SYSTEM.</div>	<div></div> <div>NO DISTINCT MODEL ELEMENTS EXIST BUT INFERENCE ABOUT ELEMENTS CAN BE MADE FROM AN OVERALL MASS AT THIS LOD IN THIS SYSTEM.</div>	<div></div> <div>115 D2010.60-LOD-200 Plumbing Fixtures From lkerd.com</div>
Description	See D20		Schematic layout with approximate size, shape, and location of fixtures; carrier and wall width requirements modeled;
Associated Masterformat Sections:			
22 00 00 (See caption on sheet for full list of Master Format References)			
LoD 500			



BIMFORUM
GLOBAL
BIMForum.Global






VDCFORUM
VDCForum.org

Notes:

a. LOD 000 does not exist in many LOD definitions. It has been added in the BIMForum Global LOD Specification to address data structures when no model elements existing and to define contact scopes when element at omitted from modeling.

b. LOD definitions should be defined in the Project Execution Plan's (PEP) Building Information Modeling (BIM) section. These may also be referred to as a BIM Execution Plan (BxP, BEP) on your project.

c. In the absence of a PEP, BEP, BxP, etc, the LOD definitions shall be per the BIMForum Global LOD Definitions, Reference: [BIMForum.Global/LOD](#)





300 ^{b,c}	350 ^{b,c}	400 ^{b,c}
<div></div> <div>115 D2010.60-LOD-300 Plumbing Fixtures From lkerd.com</div>	<div></div> <div>115 D2010.60-LOD-350 Plumbing Fixtures From lkerd.com</div>	<div></div> <div>115 D2010.60-LOD-400 Plumbing Fixtures From lkerd.com</div>
Modeled as design-specified size, shape, spacing, and location of fixtures. Approximate allowances for spacing and clearances required for all specified supports that are to be utilized in the layout of all fixtures. Access/code clearance requirements modeled.	Modeled as actual construction elements size, shape, spacing, and location/connections of fixtures/carriers. Actual size, shape, spacing, and clearances required for all supports that are utilized in the layout of all fixtures. Actual access/code clearance requirements modeled.	See D2010.10

LoA



Please Click here to provide feedback to this Version 2024 Public Draft:
Copyright © 2024 by BIMForum Global. All rights reserved. This document is copyrighted under a [Creative Commons Attribution-NonCommercial-NoDerivatives 4.0 International License](#)



LOD	000 ^a	100 ^{b,c}	200 ^{b,c}		300 ^{b,c}	350 ^{b,c}	400 ^{b,c}
	<div><p>NO DISTINCT MODEL ELEMENTS EXIST AND NO INFERENCE CAN BE MADE FROM AN OVERALL MASS FOR THESE ELEMENTS AT THIS LOD IN THIS SYSTEM.</p></div>	<div><p>NO DISTINCT MODEL ELEMENTS EXIST BUT INFERENCE ABOUT ELEMENTS CAN BE MADE FROM AN OVERALL MASS AT THIS LOD IN THIS SYSTEM.</p></div>		<div><div><div><div></div><div>GLOBAL</div><div>BIMForum.Global</div></div><div><div></div><div>VDCForum.org</div></div></div><div><p>Notes:</p><p>a. LOD 000 does not exist in many LOD definitions. It has been added in the BIMForum Global LOD Specification to address data structures when no model elements existing and to define contact scopes when element at omitted from modeling.</p><p>b. LOD definitions should be defined in the Project Execution Plan's (PEP) Building Information Modeling (BIM) section. These may also be referred to as a BIM Execution Plan (BxP, BEP) on your project.</p><p>c. In the absence of a PEP, BEP, BxP, etc, the LOD definitions shall be per the BIMForum Global LOD Definitions, Reference: BIMForum.Global/LOD</p></div></div>			
Description	See D20		See D2010				
Associated Masterformat Sections:							
01 86 16 / 22 13 00							
LoD 500							

LoA





[Please Click here to provide feedback to this Version 2024 Public Draft:](#)
Copyright © 2024 by BIMForum Global. All rights reserved. This document is copyrighted under a [Creative Commons Attribution-NonCommercial-NoDerivatives 4.0 International License](#)



LoA

LoA

LOD	000 ^a	100 ^{b,c}	200 ^{b,c}		300 ^{b,c}	350 ^{b,c}	400 ^{b,c}
	 <p>NO DISTINCT MODEL ELEMENTS EXIST AND NO INFERENCE CAN BE MADE FROM AN OVERALL MASS FOR THESE ELEMENTS AT THIS LOD IN THIS SYSTEM.</p>	 <p>NO DISTINCT MODEL ELEMENTS EXIST BUT INFERENCE ABOUT ELEMENTS CAN BE MADE FROM AN OVERALL MASS AT THIS LOD IN THIS SYSTEM.</p>		<div><div><div><div><div></div><div></div></div><div><div></div><div></div></div></div><div><div></div><div></div></div><div><div></div><div></div></div></div><div>BIMFORUM GLOBAL BIMForum.Global</div><div>VDCFORUM VDCForum.org</div></div> <p>Notes: a. LOD 000 does not exist in many LOD definitions. It has been added in the BIMForum Global LOD Specification to address data structures when no model elements existing and to define contact scopes when element at omitted from modeling. b. LOD definitions should be defined in the Project Execution Plan's (PEP) Building Information Modeling (BIM) section. These may also be referred to as a BIM Execution Plan (BxP, BEP) on your project. c. In the absence of a PEP, BEP, BxP, etc, the LOD definitions shall be per the BIMForum Global LOD Definitions, Reference: BIMForum.Global/LOD</p>			
Description	See D20		See D2010				
Associated Masterformat Sections:							
01 86 16 / 22 14 00							
LoD 500							





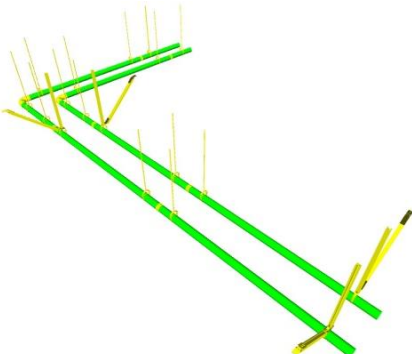
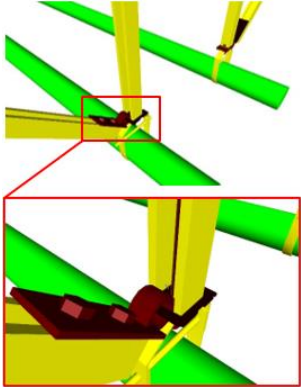
LoA



[Please Click here to provide feedback to this Version 2024 Public Draft:](#)
Copyright © 2024 by BIMForum Global. All rights reserved. This document is copyrighted under a [Creative Commons Attribution-NonCommercial-NoDerivatives 4.0 International License](#)



LoA



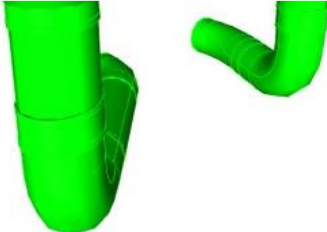





LOD	000 ^a	100 ^{b,c}	200 ^{b,c}		300 ^{b,c}	350 ^{b,c}	400 ^{b,c}
	 <p>NO DISTINCT MODEL ELEMENTS EXIST AND NO INFERENCE CAN BE MADE FROM AN OVERALL MASS FOR THESE ELEMENTS AT THIS LOD IN THIS SYSTEM.</p>	 <p>NO DISTINCT MODEL ELEMENTS EXIST BUT INFERENCE ABOUT ELEMENTS CAN BE MADE FROM AN OVERALL MASS AT THIS LOD IN THIS SYSTEM.</p>	 <p>131 D2030.20-LOD-200 Stormwater Drainage Piping</p> <p>From lkerd.com</p>	<div><div><div><div><div></div><div>BIMFORUM</div><div>GLOBAL</div><div>BIMForum.Global</div></div><div><div>VDCFORUM</div><div>VDCForum.org</div></div></div><div><p>Notes:</p><p>a. LOD 000 does not exist in many LOD definitions. It has been added in the BIMForum Global LOD Specification to address data structures when no model elements existing and to define contact scopes when element at omitted from modeling.</p><p>b. LOD definitions should be defined in the Project Execution Plan's (PEP) Building Information Modeling (BIM) section. These may also be referred to as a BIM Execution Plan (BxP, BEP) on your project.</p><p>c. In the absence of a PEP, BEP, BxP, etc, the LOD definitions shall be per the BIMForum Global LOD Definitions, Reference: BIMForum.Global/LOD</p></div></div></div>	 <p>131 D2030.20-LOD-300 Stormwater Drainage Piping</p> <p>From lkerd.com</p>	 <p>131 D2030.20-LOD-350 Stormwater Drainage Piping</p> <p>From lkerd.com</p>	 <p>131 D2030.20-LOD-400 Stormwater Drainage Piping</p> <p>From lkerd.com</p>
<p>Description</p>	See D20		Schematic layout with approximate size, shape, and location of mains and risers;		Modeled as design-specified size, shape, spacing, location, and slope of pipe, valves, fittings, and insulation for risers, mains, and branches.	Modeled as actual size, shape, spacing, location, connections, and slope of pipe, valves, fittings, and insulation for risers, mains, and branches.	See D2030.10
<p>Associated Masterformat Sections:</p> <p>22 05 73 / 22 05 76 / 22 14 13 / 22 14 16 / 22 14 23</p>			shaft requirements modeled;		Approximate allowances for spacing and clearances required for all specified hangers, supports, vibration and seismic control that are to be utilized in the layout of all risers, mains, and branches.	Actual size and shape, spacing, and clearances required for all hangers, supports, vibration and seismic control that are utilized in the layout of all risers, mains, and branches.	
					Access/code clearance requirements modeled.	Actual access/code clearance requirements modeled.	
						Actual floor and wall penetration elements modeled.	
LoD 500							

LoA



Please Click here to provide feedback to this Version 2024 Public Draft:
Copyright © 2024 by BIMForum Global. All rights reserved. This document is copyrighted under a Creative Commons Attribution-NonCommercial-NoDerivatives 4.0 International License






LOD	000 ^a	100 ^{b,c}	200 ^{b,c}		300 ^{b,c}	350 ^{b,c}	400 ^{b,c}
	<div><p>NO DISTINCT MODEL ELEMENTS EXIST AND NO INFERENCE CAN BE MADE FROM AN OVERALL MASS FOR THESE ELEMENTS AT THIS LOD IN THIS SYSTEM.</p></div>	<div><p>NO DISTINCT MODEL ELEMENTS EXIST BUT INFERENCE ABOUT ELEMENTS CAN BE MADE FROM AN OVERALL MASS AT THIS LOD IN THIS SYSTEM.</p></div>	<div><p>135 D2030.30-LOD-200 Facility Stormwater Drains</p><p>From lkerd.com</p></div>	<div><div><div><p>BIMFORUM GLOBAL</p></div><div>BIMForum.Global</div><div><p>VDCFORUM</p></div><div>VDCForum.org</div></div><p>Notes:</p><p>a. LOD 000 does not exist in many LOD definitions. It has been added in the BIMForum Global LOD Specification to address data structures when no model elements existing and to define contact scopes when element at omitted from modeling.</p><p>b. LOD definitions should be defined in the Project Execution Plan's (PEP) Building Information Modeling (BIM) section. These may also be referred to as a BIM Execution Plan (BxP, BEP) on your project.</p><p>c. In the absence of a PEP, BEP, BxP, etc, the LOD definitions shall be per the BIMForum Global LOD Definitions, Reference: BIMForum.Global/LOD</p></div>	<div><p>135 D2030.30-LOD-300 Facility Stormwater Drains</p><p>From lkerd.com</p></div>	<div><p>135 D2030.30-LOD-350 Facility Stormwater Drains</p><p>From lkerd.com</p></div>	<div><p>135 D2030.30-LOD-400 Facility Stormwater Drains</p><p>From lkerd.com</p></div>
<p>Description</p>	See D20		Schematic layout with approximate size, shape, and location of components.		Modeled as design-specified size, shape, spacing, and location of components.	Modeled as actual construction elements size, shape, spacing, and location/connections of components.	See D2030.10
<p>Associated Masterformat Sections:</p> <p>22 14 26</p>					Approximate allowances for spacing and clearances required for all specified hangers, supports, vibration and seismic control that are to be utilized in the layout of all components.	Actual size, shape, spacing, and clearances required for all hangers, supports, vibration and seismic control that are utilized in the layout of all components.	
					Access/code clearance requirements modeled.	Actual access/code clearance requirements modeled.	
LoD 500							

LoA



Please Click here to provide feedback to this Version 2024 Public Draft:
Copyright © 2024 by BIMForum Global. All rights reserved. This document is copyrighted under a
[Creative Commons Attribution-NonCommercial-NoDerivatives 4.0 International License](#)





LOD	000 ^a	100 ^{b,c}	200 ^{b,c}		300 ^{b,c}	350 ^{b,c}	400 ^{b,c}
	<div><p>NO DISTINCT MODEL ELEMENTS EXIST AND NO INFERENCE CAN BE MADE FROM AN OVERALL MASS FOR THESE ELEMENTS AT THIS LOD IN THIS SYSTEM.</p></div>	<div><p>NO DISTINCT MODEL ELEMENTS EXIST BUT INFERENCE ABOUT ELEMENTS CAN BE MADE FROM AN OVERALL MASS AT THIS LOD IN THIS SYSTEM.</p></div>		<div><div><div><div><div><div>BIMFORUM</div><div>GLOBAL</div></div><div><div>BIMForum.Global</div></div></div><div><div>VDCFORUM</div><div>VDCForum.org</div></div></div><div><p>Notes:</p><p>a. LOD 000 does not exist in many LOD definitions. It has been added in the BIMForum Global LOD Specification to address data structures when no model elements existing and to define contact scopes when element at omitted from modeling.</p><p>b. LOD definitions should be defined in the Project Execution Plan's (PEP) Building Information Modeling (BIM) section. These may also be referred to as a BIM Execution Plan (BxP, BEP) on your project.</p><p>c. In the absence of a PEP, BEP, BxP, etc, the LOD definitions shall be per the BIMForum Global LOD Definitions, Reference: BIMForum.Global/LOD</p></div></div></div>			
<div><p>Description</p><p>Associated Masterformat Sections:</p></div>	See D20		<div><p>Schematic layout with approximate size, shape, and location of mains and risers;</p><p>shaft requirements modeled;</p></div>				
LoD 500							

LoA



[Please Click here to provide feedback to this Version 2024 Public Draft:](#)
Copyright © 2024 by BIMForum Global. All rights reserved. This document is copyrighted under a [Creative Commons Attribution-NonCommercial-NoDerivatives 4.0 International License](#)



LOD	000 ^a	100 ^{b,c}	200 ^{b,c}		300 ^{b,c}	350 ^{b,c}	400 ^{b,c}
	 <p>NO DISTINCT MODEL ELEMENTS EXIST AND NO INFERENCE CAN BE MADE FROM AN OVERALL MASS FOR THESE ELEMENTS AT THIS LOD IN THIS SYSTEM.</p>	 <p>NO DISTINCT MODEL ELEMENTS EXIST BUT INFERENCE ABOUT ELEMENTS CAN BE MADE FROM AN OVERALL MASS AT THIS LOD IN THIS SYSTEM.</p>		<div><div><div><div><div></div><div>BIMFORUM</div><div>GLOBAL</div></div><div>BIMForum.Global</div></div><div><div><div><div></div><div>VDCFORUM</div></div><div>VDCForum.org</div></div></div></div><div>Notes: a. LOD 000 does not exist in many LOD definitions. It has been added in the BIMForum Global LOD Specification to address data structures when no model elements existing and to define contact scopes when element at omitted from modeling. b. LOD definitions should be defined in the Project Execution Plan's (PEP) Building Information Modeling (BIM) section. These may also be referred to as a BIM Execution Plan (BxP, BEP) on your project. c. In the absence of a PEP, BEP, BxP, etc, the LOD definitions shall be per the BIMForum Global LOD Definitions, Reference: BIMForum.Global/LOD</div></div>			
Description	See D20		See D2060		Modeled as design-specified size, shape, spacing, location, and slope of equipment/pipe, valves, fittings, and insulation for risers, mains, and branches.	Modeled as actual size, shape, spacing, location, connections, and slope of equipment/pipe, valves, fittings, and insulation for risers, mains, and branches.	Supplementary components added to the model required for fabrication and field installation.
Associated Masterformat Sections: 01 86 16 / 22 61 00 / 22 61 13 / 22 61 19					Approximate allowances for spacing and clearances required for all specified hangers, supports, vibration and seismic control that are to be utilized in the layout of all risers, mains, and branches. Access/code clearance requirements modeled.	Actual size, shape, spacing, and clearances required for all hangers, supports, vibration and seismic control that are utilized in the layout of all risers, mains, and branches. Actual access/code clearance requirements modeled. Actual floor and wall penetration elements modeled.	
LoD 500							

LoA



[Please Click here to provide feedback to this Version 2024 Public Draft:](#)
Copyright © 2024 by BIMForum Global. All rights reserved. This document is copyrighted under a [Creative Commons Attribution-NonCommercial-NoDerivatives 4.0 International License](#)







MECHANICAL (HVAC)

LoD 500



LoA








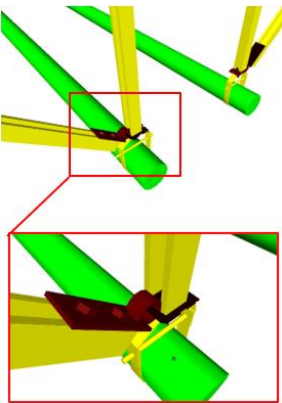
LOD	000 ^a	100 ^{b,c}	200 ^{b,c}		300 ^{b,c}	350 ^{b,c}	400 ^{b,c}
	<div><p>NO DISTINCT MODEL ELEMENTS EXIST AND NO INFERENCE CAN BE MADE FROM AN OVERALL MASS FOR THESE ELEMENTS AT THIS LOD IN THIS SYSTEM.</p></div>	<div><p>NO DISTINCT MODEL ELEMENTS EXIST BUT INFERENCE ABOUT ELEMENTS CAN BE MADE FROM AN OVERALL MASS AT THIS LOD IN THIS SYSTEM.</p></div>		<div><div><div><div><div>BIMFORUM GLOBAL</div></div><div>BIMForum.Global</div></div><div><div><div><div>VDCFORUM</div></div><div>VDCForum.org</div></div></div><div><p>Notes:</p><p>a. LOD 000 does not exist in many LOD definitions. It has been added in the BIMForum Global LOD Specification to address data structures when no model elements existing and to define contact scopes when element at omitted from modeling.</p><p>b. LOD definitions should be defined in the Project Execution Plan's (PEP) Building Information Modeling (BIM) section. These may also be referred to as a BIM Execution Plan (BxP, BEP) on your project.</p><p>c. In the absence of a PEP, BEP, BxP, etc, the LOD definitions shall be per the BIMForum Global LOD Definitions, Reference: BIMForum.Global/LOD</p></div></div></div>			
<div><p>Description</p><p>See D30</p><p>Associated Masterformat Sections:</p><p>01 86 19 / 23 10 00</p></div>			<div><p>Schematic layout with approximate size, shape, and location of element(s).</p><p>Approximate access/code clearance requirements modeled.</p><p>Shaft requirements modeled;</p></div>				
LoD 500							

LoA





[Please Click here to provide feedback to this Version 2024 Public Draft:](#)
Copyright © 2024 by BIMForum Global. All rights reserved. This document is copyrighted under a [Creative Commons Attribution-NonCommercial-NoDerivatives 4.0 International License](#)



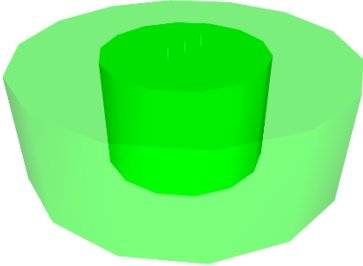
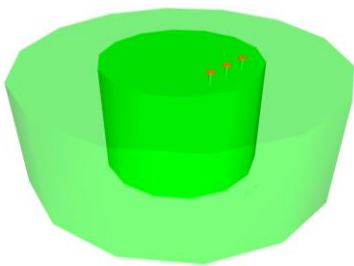
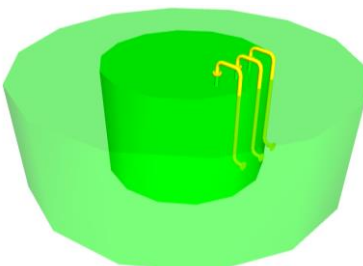
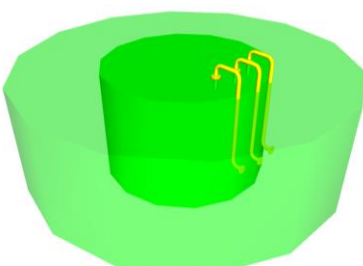


LOD	000 ^a	100 ^{b,c}	200 ^{b,c}		300 ^{b,c}	350 ^{b,c}	400 ^{b,c}
	<div><p>NO DISTINCT MODEL ELEMENTS EXIST AND NO INFERENCE CAN BE MADE FROM AN OVERALL MASS FOR THESE ELEMENTS AT THIS LOD IN THIS SYSTEM.</p></div>	<div><p>NO DISTINCT MODEL ELEMENTS EXIST BUT INFERENCE ABOUT ELEMENTS CAN BE MADE FROM AN OVERALL MASS AT THIS LOD IN THIS SYSTEM.</p></div>	<div><p>143 D3010.10-200 Fuel Piping From lkerd.com</p></div>	<div><div><div><p>BIMForum.Global</p></div><div><p>VDCForum.org</p></div></div><p>Notes:</p><p>a. LOD 000 does not exist in many LOD definitions. It has been added in the BIMForum Global LOD Specification to address data structures when no model elements existing and to define contact scopes when element at omitted from modeling.</p><p>b. LOD definitions should be defined in the Project Execution Plan's (PEP) Building Information Modeling (BIM) section. These may also be referred to as a BIM Execution Plan (BxP, BEP) on your project.</p><p>c. In the absence of a PEP, BEP, BxP, etc, the LOD definitions shall be per the BIMForum Global LOD Definitions, Reference: BIMForum.Global/LOD</p></div>	<div><p>143 D3010.10-300 Fuel Piping From lkerd.com</p></div>	<div><p>143 D3010.10-350 Fuel Piping From lkerd.com</p></div>	<div><p>143 D3010.10-400 Fuel Piping From lkerd.com</p></div>
Description	See D30		See D3010		Modeled as design-specified size, shape, spacing, and location of pipe, valves, fittings, and insulation for risers, mains, and branches.	Modeled as actual size, shape, spacing, and location/connections of pipe, valves, fittings, and insulation for risers, mains, and branches.	Supplementary components added to the model required for fabrication and field installation
Associated Masterformat Sections:					Approximate allowances for spacing and clearances required for all specified hangers, supports, vibration and seismic control that are to be utilized in the layout of all risers, mains, and branches.	Actual size, shape, spacing, and clearances required for all hangers, supports, vibration and seismic control that are utilized in the layout of all risers, mains, and branches.	
23 11 00					Access/code clearance requirements modeled.	Actual access/code clearance requirements modeled. Actual floor and wall penetration elements modeled.	
LoD 500							





LoA

LOD	000 ^a	100 ^{b,c}	200 ^{b,c}		300 ^{b,c}	350 ^{b,c}	400 ^{b,c}
	<div></div> <div>NO DISTINCT MODEL ELEMENTS EXIST AND NO INFERENCE CAN BE MADE FROM AN OVERALL MASS FOR THESE ELEMENTS AT THIS LOD IN THIS SYSTEM.</div>	<div></div> <div>NO DISTINCT MODEL ELEMENTS EXIST BUT INFERENCE ABOUT ELEMENTS CAN BE MADE FROM AN OVERALL MASS AT THIS LOD IN THIS SYSTEM.</div>		<div><div><div><div>BIMFORUM</div><div>GLOBAL</div><div>BIMForum.Global</div></div><div><div>VDCFORUM</div><div>VDCForum.org</div></div></div><div>Notes: a. LOD 000 does not exist in many LOD definitions. It has been added in the BIMForum Global LOD Specification to address data structures when no model elements existing and to define contact scopes when element at omitted from modeling. b. LOD definitions should be defined in the Project Execution Plan's (PEP) Building Information Modeling (BIM) section. These may also be referred to as a BIM Execution Plan (BxP, BEP) on your project. c. In the absence of a PEP, BEP, BxP, etc, the LOD definitions shall be per the BIMForum Global LOD Definitions, Reference: BIMForum.Global/LOD</div></div>			
<div>Description</div> <div>Associated Masterformat Sections:</div> <div>23 12 00 / 23 12 13 / 23 12 16</div>	See D30		See D3010		<div>Modeled as design-specified size, shape, spacing, and location of equipment.</div> <div>Approximate allowances for spacing and clearances required for all specified anchors, supports, vibration and seismic control that are utilized in the layout of equipment.</div> <div>Access/code clearance requirements modeled.</div>	<div>Modeled as actual size, shape, spacing, and location/connections of equipment; actual size, shape, spacing, and clearances required for all specified anchors, supports, vibration and seismic control that are utilized in the layout of equipment.</div> <div>Actual access/code clearance requirements modeled.</div>	See D3010.10
LoD 500							

LoA

LOD	000 ^a	100 ^{b,c}	200 ^{b,c}	<div><div><div>BIMFORUM GLOBAL BIMForum.Global</div><div>VDCFORUM VDCForum.org</div></div><div>Notes: a. LOD 000 does not exist in many LOD definitions. It has been added in the BIMForum Global LOD Specification to address data structures when no model elements existing and to define contact scopes when element at omitted from modeling. b. LOD definitions should be defined in the Project Execution Plan's (PEP) Building Information Modeling (BIM) section. These may also be referred to as a BIM Execution Plan (BxP, BEP) on your project. c. In the absence of a PEP, BEP, BxP, etc, the LOD definitions shall be per the BIMForum Global LOD Definitions, Reference: BIMForum.Global/LOD</div></div>	300 ^{b,c}	350 ^{b,c}	400 ^{b,c}
	<div><p>NO DISTINCT MODEL ELEMENTS EXIST AND NO INFERENCE CAN BE MADE FROM AN OVERALL MASS FOR THESE ELEMENTS AT THIS LOD IN THIS SYSTEM.</p></div>	<div><p>NO DISTINCT MODEL ELEMENTS EXIST BUT INFERENCE ABOUT ELEMENTS CAN BE MADE FROM AN OVERALL MASS AT THIS LOD IN THIS SYSTEM.</p></div>	<div><p>147 D3010.50-LOD-200 Fuel Storage Tanks</p><p>From lkerd.com</p></div>		<div><p>147 D3010.50-LOD-300 Fuel Storage Tanks</p><p>From lkerd.com</p></div>	<div><p>147 D3010.50-LOD-350 Fuel Storage Tanks</p><p>From lkerd.com</p></div>	<div><p>147 D3010.50-LOD-400 Fuel Storage Tanks</p><p>From lkerd.com</p></div>
Description	See D30		See D3010				
Associated Masterformat Sections:							
23 13 00							
LoD 500							

LoA




LOD	000 ^a	100 ^{b,c}	200 ^{b,c}		300 ^{b,c}	350 ^{b,c}	400 ^{b,c}
	<div><p>NO DISTINCT MODEL ELEMENTS EXIST AND NO INFERENCE CAN BE MADE FROM AN OVERALL MASS FOR THESE ELEMENTS AT THIS LOD IN THIS SYSTEM.</p></div>	<div><p>NO DISTINCT MODEL ELEMENTS EXIST BUT INFERENCE ABOUT ELEMENTS CAN BE MADE FROM AN OVERALL MASS AT THIS LOD IN THIS SYSTEM.</p></div>		<div><div> BIMForum.Global</div><div> VDCForum.org</div></div> <p>Notes:</p> <p>a. LOD 000 does not exist in many LOD definitions. It has been added in the BIMForum Global LOD Specification to address data structures when no model elements existing and to define contact scopes when element at omitted from modeling.</p> <p>b. LOD definitions should be defined in the Project Execution Plan's (PEP) Building Information Modeling (BIM) section. These may also be referred to as a BIM Execution Plan (BxP, BEP) on your project.</p> <p>c. In the absence of a PEP, BEP, BxP, etc, the LOD definitions shall be per the BIMForum Global LOD Definitions, Reference: BIMForum.Global/LOD</p>			
<p>Description</p> <p>Associated Masterformat Sections:</p> <p>01 86 19</p>	See D30		<p>Schematic layout with approximate size, shape, and location of element(s).</p> <p>Shaft requirements modeled;</p>				
LoD 500							

LoA



[Please Click here to provide feedback to this Version 2024 Public Draft:](#)
Copyright © 2024 by BIMForum Global. All rights reserved. This document is copyrighted under a [Creative Commons Attribution-NonCommercial-NoDerivatives 4.0 International License](#)



LOD	000 ^a	100 ^{b,c}	200 ^{b,c}
	<div><p>NO DISTINCT MODEL ELEMENTS EXIST AND NO INFERENCE CAN BE MADE FROM AN OVERALL MASS FOR THESE ELEMENTS AT THIS LOD IN THIS SYSTEM.</p></div>	<div><p>NO DISTINCT MODEL ELEMENTS EXIST BUT INFERENCE ABOUT ELEMENTS CAN BE MADE FROM AN OVERALL MASS AT THIS LOD IN THIS SYSTEM.</p></div>	<div><p>151 D3020.10-LOD-200 Heat Generation</p><p>From lkerd.com</p></div>
Description	See D30		See D3020
Associated Masterformat Sections:			
23 51 00 / 23 52 00 / 23 52 13 / 23 53 00 / 23 53 13 / 23 53 16 / 23 54 00 / 23 56 00 / 23 56 13 / 23 56 16 / 23 55 00 / 23 57 00			



BIMFORUM
GLOBAL
BIMForum.Global



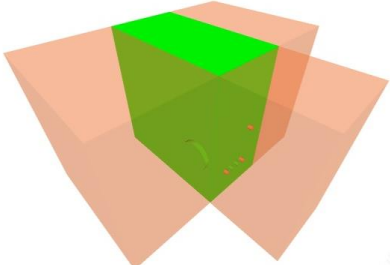
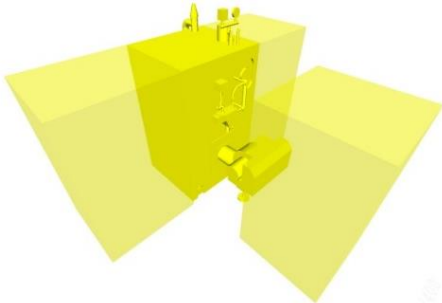
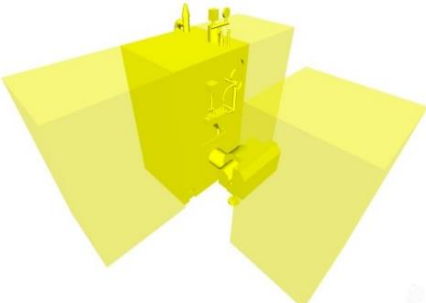
VDCFORUM
VDCForum.org

Notes:

a. LOD 000 does not exist in many LOD definitions. It has been added in the BIMForum Global LOD Specification to address data structures when no model elements existing and to define contact scopes when element at omitted from modeling.

b. LOD definitions should be defined in the Project Execution Plan's (PEP) Building Information Modeling (BIM) section. These may also be referred to as a BIM Execution Plan (BxP, BEP) on your project.

c. In the absence of a PEP, BEP, BxP, etc, the LOD definitions shall be per the BIMForum Global LOD Definitions, Reference: [BIMForum.Global/LOD](#)

300 ^{b,c}	350 ^{b,c}	400 ^{b,c}
<div><p>151 D3020.10-LOD-300 Heat Generation</p><p>From lkerd.com</p></div> <div>Modeled as design-specified size, shape, spacing, and location of equipment.</div> <div>Approximate allowances for spacing and clearances required for all specified anchors, supports, vibration and seismic control that are utilized in the layout of equipment.</div> <div>Access/code clearance requirements modeled.</div>	<div><p>151 D3020.10-LOD-350 Heat Generation</p><p>From lkerd.com</p></div> <div>Modeled as actual size, shape, spacing, and location/connections of equipment, actual size, shape, spacing, and clearances required for all specified anchors, supports, vibration and seismic control that are utilized in the layout of equipment.</div> <div>Actual access/code clearance requirements modeled.</div>	<div><p>151 D3020.10-LOD-400 Heat Generation</p><p>From lkerd.com</p></div> <div>Supplementary components added to the model required for fabrication and field installation.</div>





LoD 500

LoA





[Please Click here to provide feedback to this Version 2024 Public Draft:](#)
Copyright © 2024 by BIMForum Global. All rights reserved. This document is copyrighted under a [Creative Commons Attribution-NonCommercial-NoDerivatives 4.0 International License](#)



LOD	000 ^a	100 ^{b,c}	200 ^{b,c}		300 ^{b,c}	350 ^{b,c}	400 ^{b,c}
	<div><p>NO DISTINCT MODEL ELEMENTS EXIST AND NO INFERENCE CAN BE MADE FROM AN OVERALL MASS FOR THESE ELEMENTS AT THIS LOD IN THIS SYSTEM.</p></div>	<div><p>NO DISTINCT MODEL ELEMENTS EXIST BUT INFERENCE ABOUT ELEMENTS CAN BE MADE FROM AN OVERALL MASS AT THIS LOD IN THIS SYSTEM.</p></div>		<div><div><div><div><div>BIMFORUM GLOBAL</div></div><div>BIMForum.Global</div></div><div><div><div><div>VDCFORUM</div></div><div>VDCForum.org</div></div></div><div><p>Notes:</p><p>a. LOD 000 does not exist in many LOD definitions. It has been added in the BIMForum Global LOD Specification to address data structures when no model elements existing and to define contact scopes when element at omitted from modeling.</p><p>b. LOD definitions should be defined in the Project Execution Plan's (PEP) Building Information Modeling (BIM) section. These may also be referred to as a BIM Execution Plan (BxP, BEP) on your project.</p><p>c. In the absence of a PEP, BEP, BxP, etc, the LOD definitions shall be per the BIMForum Global LOD Definitions, Reference: BIMForum.Global/LOD</p></div></div></div>			
<div><div>Description</div><div>Associated Masterformat Sections:</div><div>01 86 19</div></div>	See D30		<div>Schematic layout with approximate size, shape, and location of element(s).</div> <div>Shaft requirements modeled;</div>				
LoD 500							

LoA

LoA




LOD	000 ^a	100 ^{b,c}	200 ^{b,c}		300 ^{b,c}	350 ^{b,c}	400 ^{b,c}
	 <p>NO DISTINCT MODEL ELEMENTS EXIST AND NO INFERENCE CAN BE MADE FROM AN OVERALL MASS FOR THESE ELEMENTS AT THIS LOD IN THIS SYSTEM.</p>	 <p>NO DISTINCT MODEL ELEMENTS EXIST BUT INFERENCE ABOUT ELEMENTS CAN BE MADE FROM AN OVERALL MASS AT THIS LOD IN THIS SYSTEM.</p>		<div><div><div><div>BIMFORUM</div><div>GLOBAL</div><div>BIMForum.Global</div></div><div><div>VDCFORUM</div><div>VDCForum.org</div></div></div><div><p>Notes:</p><p>a. LOD 000 does not exist in many LOD definitions. It has been added in the BIMForum Global LOD Specification to address data structures when no model elements existing and to define contact scopes when element at omitted from modeling.</p><p>b. LOD definitions should be defined in the Project Execution Plan's (PEP) Building Information Modeling (BIM) section. These may also be referred to as a BIM Execution Plan (BxP, BEP) on your project.</p><p>c. In the absence of a PEP, BEP, BxP, etc, the LOD definitions shall be per the BIMForum Global LOD Definitions, Reference: BIMForum.Global/LOD</p></div></div>			
Description	See D30		Schematic layout with approximate size, shape, and location of element(s).				
Associated Masterformat Sections:							
LoD 500							

LoA



[Please Click here to provide feedback to this Version 2024 Public Draft:](#)
Copyright © 2024 by BIMForum Global. All rights reserved. This document is copyrighted under a [Creative Commons Attribution-NonCommercial-NoDerivatives 4.0 International License](#)



LOD	000 ^a	100 ^{b,c}	200 ^{b,c}
	<div><p>NO DISTINCT MODEL ELEMENTS EXIST AND NO INFERENCE CAN BE MADE FROM AN OVERALL MASS FOR THESE ELEMENTS AT THIS LOD IN THIS SYSTEM.</p></div>	<div><p>NO DISTINCT MODEL ELEMENTS EXIST BUT INFERENCE ABOUT ELEMENTS CAN BE MADE FROM AN OVERALL MASS AT THIS LOD IN THIS SYSTEM.</p></div>	<div><p><i>D3050.10-LOD-200 Facility Hydronic distribution</i></p><p>From lkerd.com</p></div>
Description	See D30		See D3050
Associated Masterformat Sections:			
01 86 19 / 23 21 13 / 23 21 23 / 23 25 00			
LoD 500			



BIMForum.Global





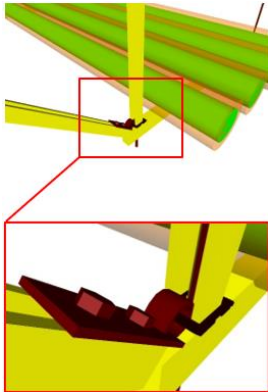
VDCForum.org

Notes:

a. LOD 000 does not exist in many LOD definitions. It has been added in the BIMForum Global LOD Specification to address data structures when no model elements existing and to define contact scopes when element at omitted from modeling.

b. LOD definitions should be defined in the Project Execution Plan's (PEP) Building Information Modeling (BIM) section. These may also be referred to as a BIM Execution Plan (BxP, BEP) on your project.

c. In the absence of a PEP, BEP, BxP, etc, the LOD definitions shall be per the BIMForum Global LOD Definitions, Reference: [BIMForum.Global/LOD](https://bimforum.org/global/LOD)



300 ^{b,c}	350 ^{b,c}	400 ^{b,c}
<div><p><i>D3050.10-LOD-300 Facility Hydronic distribution</i></p><p>From lkerd.com</p></div>	<div><p><i>D3050.10-LOD-350 Facility Hydronic distribution</i></p><p>From lkerd.com</p></div>	<div><p><i>D3050.10-LOD-400 Facility Hydronic distribution</i></p><p>From lkerd.com</p></div>
Modeled as design-specified size, shape, spacing, location, and slope of pipe, valves, fittings, and insulation for risers, mains, and branches.	Modeled as actual size, shape, spacing, location, connections, and slope of pipe, valves, fittings, and insulation for risers, mains, and branches.	Supplementary components added to the model required for fabrication and field installation.
Approximate allowances for spacing and clearances required for all specified hangers, supports, vibration and seismic control that are to be utilized in the layout of all risers, mains, and branches.	Actual size, shape, spacing, and clearances required for all hangers, supports, vibration and seismic control that are utilized in the layout of all risers, mains, and branches; actual floor and wall penetration elements modeled.	
Access/code clearance requirements modeled.	Actual access/code clearance requirements modeled.	
LoD 500		

LoA



[Please Click here to provide feedback to this Version 2024 Public Draft:](#)
Copyright © 2024 by BIMForum Global. All rights reserved. This document is copyrighted under a [Creative Commons Attribution-NonCommercial-NoDerivatives 4.0 International License](#)



LOD	000 ^a	100 ^{b,c}	200 ^{b,c}
	 <p>NO DISTINCT MODEL ELEMENTS EXIST AND NO INFERENCE CAN BE MADE FROM AN OVERALL MASS FOR THESE ELEMENTS AT THIS LOD IN THIS SYSTEM.</p>	 <p>NO DISTINCT MODEL ELEMENTS EXIST BUT INFERENCE ABOUT ELEMENTS CAN BE MADE FROM AN OVERALL MASS AT THIS LOD IN THIS SYSTEM.</p>	
Description	See D30		See D3050
Associated Masterformat Sections:			
01 86 19 / 23 73 00 / 23 74 00 / 23 75 00 / 23 30 00 / 23 34 00 / 23 31 00 / 23 32 00 / 23 33 00 / 23 36 00 / 23 37 00 / 23 40 00 / 23 41 00 / 23 42 00 / 23 43 00 / 23 84 00			
LoD 500			



BIMForum.Global



VDCForum.org

Notes:

a. LOD 000 does not exist in many LOD definitions. It has been added in the BIMForum Global LOD Specification to address data structures when no model elements existing and to define contact scopes when element at omitted from modeling.



b. LOD definitions should be defined in the Project Execution Plan's (PEP) Building Information Modeling (BIM) section. These may also be referred to as a BIM Execution Plan (BxP, BEP) on your project.

c. In the absence of a PEP, BEP, BxP, etc, the LOD definitions shall be per the BIMForum Global LOD Definitions, Reference: [BIMForum.Global/LOD](https://www.bimforum.org/global/LOD)




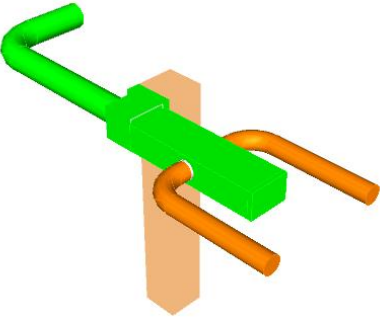
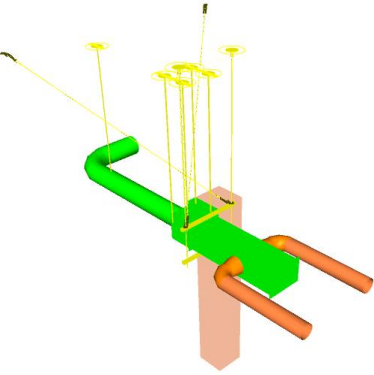
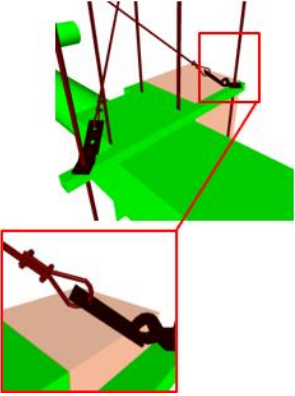
300 ^{b,c}	350 ^{b,c}	400 ^{b,c}
Modeled as design-specified size, shape, spacing, and location of duct, dampers, fittings, and insulation for risers, mains, and branches.	Modeled as actual size, shape, spacing, and location/connections of duct, dampers, fittings, and insulation for risers, mains, and branches.	See D3050.10
Approximate allowances for spacing and clearances required for all specified hangers, supports, vibration and seismic control that are to be utilized in the layout of all risers, mains, and branches.	Actual size, shape, spacing, and clearances required for all hangers, supports, vibration and seismic control that are utilized in the layout of all risers, mains, and branches.	
Access/code clearance requirements modeled.	Actual floor and wall penetration elements modeled.	
	Actual access/code clearance requirements modeled.	

LoA






LOD	000 ^a	100 ^{b,c}	200 ^{b,c}		300 ^{b,c}	350 ^{b,c}	400 ^{b,c}
	<div><p>NO DISTINCT MODEL ELEMENTS EXIST AND NO INFERENCE CAN BE MADE FROM AN OVERALL MASS FOR THESE ELEMENTS AT THIS LOD IN THIS SYSTEM.</p></div>	<div><p>NO DISTINCT MODEL ELEMENTS EXIST BUT INFERENCE ABOUT ELEMENTS CAN BE MADE FROM AN OVERALL MASS AT THIS LOD IN THIS SYSTEM.</p></div>		<div><div><div><div>BIMFORUM</div><div>GLOBAL</div><div>BIMForum.Global</div></div><div><div>VDCFORUM</div><div>VDCForum.org</div></div></div><div><p>Notes:</p><p>a. LOD 000 does not exist in many LOD definitions. It has been added in the BIMForum Global LOD Specification to address data structures when no model elements existing and to define contact scopes when element at omitted from modeling.</p><p>b. LOD definitions should be defined in the Project Execution Plan's (PEP) Building Information Modeling (BIM) section. These may also be referred to as a BIM Execution Plan (BxP, BEP) on your project.</p><p>c. In the absence of a PEP, BEP, BxP, etc, the LOD definitions shall be per the BIMForum Global LOD Definitions, Reference: BIMForum.Global/LOD</p></div></div>			
<div><p>Description</p><p>See D30</p><p>Associated Masterformat Sections:</p><p>01 86 19</p></div>			<p>Schematic layout with approximate size, shape, and location of mains and risers.</p>				
LoD 500							

LoA

LOD	000 ^a	100 ^{b,c}	200 ^{b,c}	<div><div><div><div>BIMFORUM</div><div>GLOBAL</div><div>BIMForum.Global</div></div><div><div>VDCFORUM</div><div>VDCForum.org</div></div></div><div><div>Notes:</div><div>a. LOD 000 does not exist in many LOD definitions. It has been added in the BIMForum Global LOD Specification to address data structures when no model elements existing and to define contact scopes when element at omitted from modeling.</div><div>b. LOD definitions should be defined in the Project Execution Plan's (PEP) Building Information Modeling (BIM) section. These may also be referred to as a BIM Execution Plan (BxP, BEP) on your project.</div><div>c. In the absence of a PEP, BEP, BxP, etc, the LOD definitions shall be per the BIMForum Global LOD Definitions, Reference: BIMForum.Global/LOD</div></div></div>	300 ^{b,c}	350 ^{b,c}	400 ^{b,c}
	<div><p>NO DISTINCT MODEL ELEMENTS EXIST AND NO INFERENCE CAN BE MADE FROM AN OVERALL MASS FOR THESE ELEMENTS AT THIS LOD IN THIS SYSTEM.</p></div>	<div><p>NO DISTINCT MODEL ELEMENTS EXIST BUT INFERENCE ABOUT ELEMENTS CAN BE MADE FROM AN OVERALL MASS AT THIS LOD IN THIS SYSTEM.</p></div>	<div><p>167 D3060.10-LOD-200 Supply Air</p><p>From lkerd.com</p></div>	<div><div><div><div>BIMFORUM</div><div>GLOBAL</div><div>BIMForum.Global</div></div><div><div>VDCFORUM</div><div>VDCForum.org</div></div></div><div><div>Notes:</div><div>a. LOD 000 does not exist in many LOD definitions. It has been added in the BIMForum Global LOD Specification to address data structures when no model elements existing and to define contact scopes when element at omitted from modeling.</div><div>b. LOD definitions should be defined in the Project Execution Plan's (PEP) Building Information Modeling (BIM) section. These may also be referred to as a BIM Execution Plan (BxP, BEP) on your project.</div><div>c. In the absence of a PEP, BEP, BxP, etc, the LOD definitions shall be per the BIMForum Global LOD Definitions, Reference: BIMForum.Global/LOD</div></div></div>	<div><p>167 D3060.10-LOD-300 Supply Air</p><p>From lkerd.com</p></div>	<div><p>167 D3060.10-LOD-350 Supply Air</p><p>From lkerd.com</p></div>	<div><p>167 D3060.10-LOD-400 Supply Air</p><p>From lkerd.com</p></div>
Description	See D30		See D3060		Modeled as design-specified size, shape, spacing, and location of duct, dampers, fittings, and insulation for risers, mains, and branches.	Modeled as actual size, shape, spacing, and location/connections of duct, dampers, fittings, and insulation for risers, mains, and branches.	Supplementary components added to the model required for fabrication and field installation.
Associated Masterformat Sections:					Approximate specified allowances for spacing and clearances required for all hangers, supports, vibration and seismic control that are to be utilized in the layout of all risers, mains, and branches.	Actual size, shape, spacing, and clearances required for all hangers, supports, vibration and seismic control that are utilized in the layout of all risers, mains, and branches; actual floor and wall penetration elements modeled.	
					Access/code clearance requirements modeled.	Actual access/code clearance requirements modeled.	
LoD 500							

LoA

LOD	000 ^a	100 ^{b,c}	200 ^{b,c}
	<div><p>NO DISTINCT MODEL ELEMENTS EXIST AND NO INFERENCE CAN BE MADE FROM AN OVERALL MASS FOR THESE ELEMENTS AT THIS LOD IN THIS SYSTEM.</p></div>	<div><p>NO DISTINCT MODEL ELEMENTS EXIST BUT INFERENCE ABOUT ELEMENTS CAN BE MADE FROM AN OVERALL MASS AT THIS LOD IN THIS SYSTEM.</p></div>	<div><p><i>D3060.30-LOD-200 Exhaust Air</i></p><p>From lkerd.com</p></div>
Description	See D30		See D3060
Associated Masterformat Sections:			
23 35 00 / 23 35 13.13 / 23 35 16 / 23 38 00 / 23 38 13 / 23 38 16 / 23 34 00 / 23 31 00 / 23 32 00 / 23 33 00 / 23 37 00			



BIMForum.Global





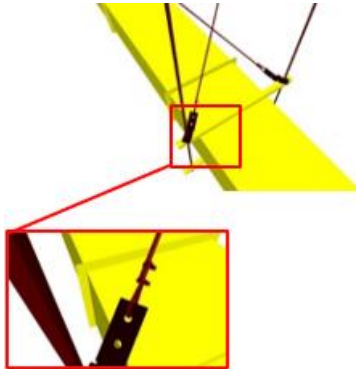
VDCForum.org

Notes:

a. LOD 000 does not exist in many LOD definitions. It has been added in the BIMForum Global LOD Specification to address data structures when no model elements existing and to define contact scopes when element at omitted from modeling.

b. LOD definitions should be defined in the Project Execution Plan's (PEP) Building Information Modeling (BIM) section. These may also be referred to as a BIM Execution Plan (BxP, BEP) on your project.

c. In the absence of a PEP, BEP, BxP, etc, the LOD definitions shall be per the BIMForum Global LOD Definitions, Reference: [BIMForum.Global/LOD](#)

300 ^{b,c}	350 ^{b,c}	400 ^{b,c}
<div><p><i>D3060.30-LOD-300 Exhaust Air</i></p><p>From lkerd.com</p></div>	<div><p><i>D3060.30-LOD-350 Exhaust Air</i></p><p>From lkerd.com</p></div>	<div><p><i>D3060.30-LOD-400 Exhaust Air</i></p><p>From lkerd.com</p></div>
Modeled as design-specified size, shape, spacing, location, duct slope (if required), dampers, fittings, insulation for risers, mains, and branches.	Modeled as actual size, shape, spacing, location, and slope (if required)/connections of duct, dampers, fittings, and insulation for risers, mains, and branches.	See D3060.10
Approximate specified allowances for spacing and clearances required for all hangers, supports, vibration and seismic control that are to be utilized in the layout of all risers, mains, and branches.	Actual size, shape, spacing, and clearances required for all hangers, supports, vibration and seismic control that are utilized in the layout of all risers, mains, and branches; actual floor and wall penetration elements modeled.	
Access/code clearance requirements modeled.	Actual access/code clearance requirements modeled.	

LoD 500



LoA



[Please Click here to provide feedback to this Version 2024 Public Draft:](#)
Copyright © 2024 by BIMForum Global. All rights reserved. This document is copyrighted under a [Creative Commons Attribution-NonCommercial-NoDerivatives 4.0 International License](#)



LoA




LOD	000 ^a	100 ^{b,c}	200 ^{b,c}	<div><div><div><div>BIMFORUM</div><div>GLOBAL</div><div>BIMForum.Global</div></div><div><div>VDCFORUM</div><div>VDCForum.org</div></div></div><div>Notes: a. LOD 000 does not exist in many LOD definitions. It has been added in the BIMForum Global LOD Specification to address data structures when no model elements existing and to define contact scopes when element at omitted from modeling. b. LOD definitions should be defined in the Project Execution Plan's (PEP) Building Information Modeling (BIM) section. These may also be referred to as a BIM Execution Plan (BxP, BEP) on your project. c. In the absence of a PEP, BEP, BxP, etc, the LOD definitions shall be per the BIMForum Global LOD Definitions, Reference: BIMForum.Global/LOD</div></div>	300 ^{b,c}	350 ^{b,c}	400 ^{b,c}
	<div><p>NO DISTINCT MODEL ELEMENTS EXIST AND NO INFERENCE CAN BE MADE FROM AN OVERALL MASS FOR THESE ELEMENTS AT THIS LOD IN THIS SYSTEM.</p></div>	<div><p>NO DISTINCT MODEL ELEMENTS EXIST BUT INFERENCE ABOUT ELEMENTS CAN BE MADE FROM AN OVERALL MASS AT THIS LOD IN THIS SYSTEM.</p></div>					
<div><div>Description</div><div>Associated Masterformat Sections:</div><div>23 83 13 / 23 83 16</div></div>	See D30		See D3070		<div>Modeled as design-specified size, shape, spacing, and location of supplementary components.</div> <div>Approximate allowances for spacing and clearances required for all specified hangers, supports, vibration and seismic control that are to be utilized in the layout of all supplementary components.</div> <div>Access/code clearance requirements modeled.</div>	<div>Modeled as actual size, shape, spacing, and location/connections of supplementary components.</div> <div>Actual size, shape, spacing, and clearances required for all hangers, supports, vibration and seismic control that are utilized in the layout of all supplementary components.</div> <div>Actual access/code clearance requirements modeled.</div>	<div>Supplementary components added to the model required for fabrication and field installation.</div>
LoD 500							

LoA

FIRE PROTECTION

LoD 500



LOD	000 ^a	100 ^{b,c}	200 ^{b,c}
	<div></div> <div>NO DISTINCT MODEL ELEMENTS EXIST AND NO INFERENCE CAN BE MADE FROM AN OVERALL MASS FOR THESE ELEMENTS AT THIS LOD IN THIS SYSTEM.</div>	<div></div> <div>NO DISTINCT MODEL ELEMENTS EXIST BUT INFERENCE ABOUT ELEMENTS CAN BE MADE FROM AN OVERALL MASS AT THIS LOD IN THIS SYSTEM.</div>	<div></div> <div></div>
Description	Diagrammatic or schematic model elements;		Approximate geometry.
Associated Masterformat Sections:	Conceptual and/or schematic layout/flow diagram;		

LoD 500


BIMForum.Global





VDCForum.org

Notes:




a. LOD 000 does not exist in many LOD definitions. It has been added in the BIMForum Global LOD Specification to address data structures when no model elements existing and to define contact scopes when element at omitted from modeling.

b. LOD definitions should be defined in the Project Execution Plan's (PEP) Building Information Modeling (BIM) section. These may also be referred to as a BIM Execution Plan (BxP, BEP) on your project.

c. In the absence of a PEP, BEP, BxP, etc, the LOD definitions shall be per the BIMForum Global LOD Definitions, Reference: [BIMForum.Global/LOD](https://www.bimforum.org/global/LOD)

300 ^{b,c}	350 ^{b,c}	400 ^{b,c}
<div></div> <div>Modeled as design-specified size, shape, spacing, and location of pipe/slope (if required)/valves/fittings/insulation for risers, mains, and branches/standpipes.</div> <div>Approximate allowances for spacing and clearances required for all specified hangers, supports, vibration and seismic control that are to be utilized in the layout of all risers, mains, and branches/standpipes.</div> <div>Access/code clearance requirements modeled.</div>	<div></div> <div>Modeled as actual size, shape, spacing, and location/ slope (if required)/connections of pipe, valves, fittings, and insulation for risers, mains, and branches/standpipes.</div> <div>Actual size, shape, spacing, and clearances required for all hangers, supports, vibration and seismic control that are utilized in the layout of all risers, mains, and branches/standpipes.</div> <div>Actual floor and wall penetration elements modeled.</div> <div>Actual access/code clearance requirements modeled.</div>	<div></div> <div>Supplementary components added to the model required for fabrication and field installation.</div>



LOD	000 ^a	100 ^{b,c}	200 ^{b,c}
	<div><p>NO DISTINCT MODEL ELEMENTS EXIST AND NO INFERENCE CAN BE MADE FROM AN OVERALL MASS FOR THESE ELEMENTS AT THIS LOD IN THIS SYSTEM.</p></div>	<div><p>NO DISTINCT MODEL ELEMENTS EXIST BUT INFERENCE ABOUT ELEMENTS CAN BE MADE FROM AN OVERALL MASS AT THIS LOD IN THIS SYSTEM.</p></div>	<div><p>175 D4010.10-LOD-200 Water-Based Fire-Suppression</p><p>From lkerd.com</p></div>
Description	See D40		See D4010
Associated Masterformat Sections:			
01 86 13 / 21 10 00 / 21 11 00 / 21 12 00 / 21 13 00 / 21 13 13 / 21 13 16 / 21 13 19 / 21 13 23 / 21 13 26 / 21 13 29 / 21 13 36 / 21 13 39 / 21 30 00 / 21 40 00			



BIMFORUM
GLOBAL
BIMForum.Global






VDCFORUM
VDCForum.org

Notes:

a. LOD 000 does not exist in many LOD definitions. It has been added in the BIMForum Global LOD Specification to address data structures when no model elements existing and to define contact scopes when element at omitted from modeling.

b. LOD definitions should be defined in the Project Execution Plan's (PEP) Building Information Modeling (BIM) section. These may also be referred to as a BIM Execution Plan (BxP, BEP) on your project.

c. In the absence of a PEP, BEP, BxP, etc, the LOD definitions shall be per the BIMForum Global LOD Definitions, Reference: [BIMForum.Global/LOD](#)

300 ^{b,c}	350 ^{b,c}	400 ^{b,c}
<div><p>175 D4010.10-LOD-300 Water-Based Fire-Suppression</p><p>From lkerd.com</p></div>	<div><p>175 D4010.10-LOD-350 Water-Based Fire-Suppression</p><p>From lkerd.com</p></div>	<div><p>175 D4010.10-LOD-400 Water-Based Fire-Suppression</p><p>From lkerd.com</p></div>
Modeled as design-specified size, shape, spacing, and location of pipe/slope (if required)/valves/fittings/insulation for risers, mains, and branches/standpipes.	Modeled as actual size, shape, spacing, and location/ slope (if required)/connections of pipe, valves, fittings, and insulation for risers, mains, and branches/standpipes.	Supplementary components added to the model required for fabrication and field installation.
Approximate allowances for spacing and clearances required for all specified hangers, supports, vibration and seismic control that are to be utilized in the layout of all risers, mains, and branches/standpipes.	Actual size, shape, spacing, and clearances required for all hangers, supports, vibration and seismic control that are utilized in the layout of all risers, mains, and branches/standpipes.	
Access/code clearance requirements modeled.	Actual floor and wall penetration elements modeled.	
	Actual access/code clearance requirements modeled.	



LoD 500

LoA



[Please Click here to provide feedback to this Version 2024 Public Draft:](#)
Copyright © 2024 by BIMForum Global. All rights reserved. This document is copyrighted under a [Creative Commons Attribution-NonCommercial-NoDerivatives 4.0 International License](#)



LOD	000 ^a	100 ^{b,c}	200 ^{b,c}		300 ^{b,c}	350 ^{b,c}	400 ^{b,c}
	 <p>NO DISTINCT MODEL ELEMENTS EXIST AND NO INFERENCE CAN BE MADE FROM AN OVERALL MASS FOR THESE ELEMENTS AT THIS LOD IN THIS SYSTEM.</p>	 <p>NO DISTINCT MODEL ELEMENTS EXIST BUT INFERENCE ABOUT ELEMENTS CAN BE MADE FROM AN OVERALL MASS AT THIS LOD IN THIS SYSTEM.</p>		<div><div><div><div><div></div><div>BIMFORUM</div><div>GLOBAL</div></div><div>BIMForum.Global</div></div><div><div><div><div></div><div>VDCFORUM</div></div><div>VDCForum.org</div></div></div></div><div><p>Notes:</p><p>a. LOD 000 does not exist in many LOD definitions. It has been added in the BIMForum Global LOD Specification to address data structures when no model elements existing and to define contact scopes when element at omitted from modeling.</p><p>b. LOD definitions should be defined in the Project Execution Plan's (PEP) Building Information Modeling (BIM) section. These may also be referred to as a BIM Execution Plan (BxP, BEP) on your project.</p><p>c. In the absence of a PEP, BEP, BxP, etc, the LOD definitions shall be per the BIMForum Global LOD Definitions, Reference: BIMForum.Global/LOD</p></div></div>			
Description	See D40		See D4030		Modeled as design-specified size, shape, spacing, and location of components.	Modeled as actual size, shape, spacing, and location/connections of components.	Supplementary components added to the model required for fabrication and field installation.
Associated Masterformat Sections:					Approximate allowances for spacing and clearances required for all specified hangers, supports, vibration and seismic control that are to be utilized in the layout of all components.	actual size, shape, spacing, and clearances required for all hangers, supports, vibration and seismic control that are utilized in the layout of all components.	
10 44 13					Access/code clearance requirements modeled.	Actual access/code clearance requirements modeled.	
LoD 500							

LoA



[Please Click here to provide feedback to this Version 2024 Public Draft:](#)
Copyright © 2024 by BIMForum Global. All rights reserved. This document is copyrighted under a [Creative Commons Attribution-NonCommercial-NoDerivatives 4.0 International License](#)





ELECTRICAL

LoD 500



LoA

LoA

LOD	000 ^a	100 ^{b,c}	200 ^{b,c}
	<div></div> <div>NO DISTINCT MODEL ELEMENTS EXIST AND NO INFERENCE CAN BE MADE FROM AN OVERALL MASS FOR THESE ELEMENTS AT THIS LOD IN THIS SYSTEM.</div>	<div></div> <div>NO DISTINCT MODEL ELEMENTS EXIST BUT INFERENCE ABOUT ELEMENTS CAN BE MADE FROM AN OVERALL MASS AT THIS LOD IN THIS SYSTEM.</div>	
Description	See D50		See D5020
Associated Masterformat Sections:			
26 21 00 / 26 16 00 / 26 11 00 / 26 12 00 / 26 22 00 / 26 13 00 / 22 23 00 / 26 18 00 / 22 28 00			

BIMFORUM

GLOBAL

BIMForum.Global

VDCFORUM

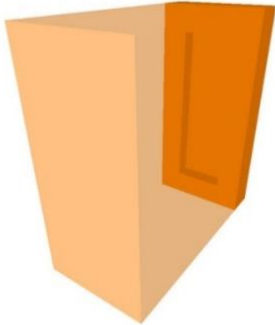
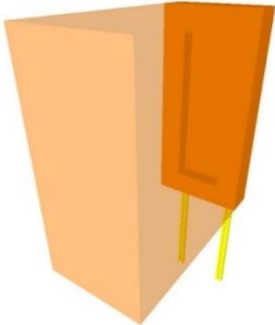
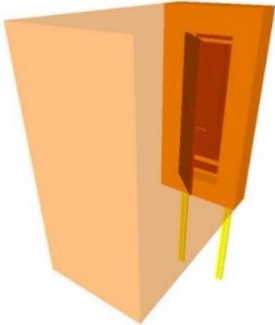
VDCForum.org

Notes:

a. LOD 000 does not exist in many LOD definitions. It has been added in the BIMForum Global LOD Specification to address data structures when no model elements existing and to define contact scopes when element at omitted from modeling.

b. LOD definitions should be defined in the Project Execution Plan's (PEP) Building Information Modeling (BIM) section. These may also be referred to as a BIM Execution Plan (BxP, BEP) on your project.

c. In the absence of a PEP, BEP, BxP, etc, the LOD definitions shall be per the BIMForum Global LOD Definitions, Reference: [BIMForum.Global/LOD](#)

300 ^{b,c}	350 ^{b,c}	400 ^{b,c}
<div></div> <div>183 D5020.10-LOD-300 Electrical Service Entrance</div> <div>From lkerd.com</div>	<div></div> <div>183 D5020.10-LOD-350 Electrical Service Entrance</div> <div>From lkerd.com</div>	<div></div> <div>183 D5020.10-LOD-400 Electrical Service Entrance</div> <div>From lkerd.com</div>
<div>Modeled as design-specified size, shape, spacing, and location of equipment and associated components.</div> <div>Approximate allowances for spacing and clearances required for all specified supports and seismic control.</div> <div>Access/code clearance requirements modeled.</div>	<div>Modeled as actual size, shape, spacing, and location of equipment and associated components.</div> <div>Actual size, shape, spacing, and location for supports and seismic control.</div> <div>Actual size, shape, and location/connections of equipment and support structure/pads.</div> <div>Actual access/code clearance requirements modeled.</div>	<div>Supplementary components added to the model required for fabrication and field installation.</div>



LoD 500

LoA



[Please Click here to provide feedback to this Version 2024 Public Draft:](#)
Copyright © 2024 by BIMForum Global. All rights reserved. This document is copyrighted under a [Creative Commons Attribution-NonCommercial-NoDerivatives 4.0 International License](#)



LOD	000 ^a	100 ^{b,c}	200 ^{b,c}
	<div></div> <div>NO DISTINCT MODEL ELEMENTS EXIST AND NO INFERENCE CAN BE MADE FROM AN OVERALL MASS FOR THESE ELEMENTS AT THIS LOD IN THIS SYSTEM.</div>	<div></div> <div>NO DISTINCT MODEL ELEMENTS EXIST BUT INFERENCE ABOUT ELEMENTS CAN BE MADE FROM AN OVERALL MASS AT THIS LOD IN THIS SYSTEM.</div>	
Description	See D50		See D5020
Associated Masterformat Sections:			
26 20 00 / 26 24 00 / 26 24 13 / 26 24 16 / 26 24 19 / 26 25 00 / 26 27 00 / 26 27 16 / 26 05 33 / 26 05 43 / 26 05 36 / 26 05 13			
LoD 500			



BIMForum.Global



VDCForum.org


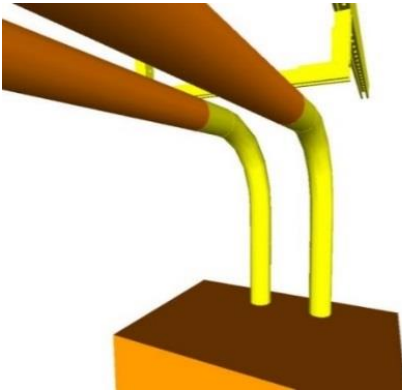
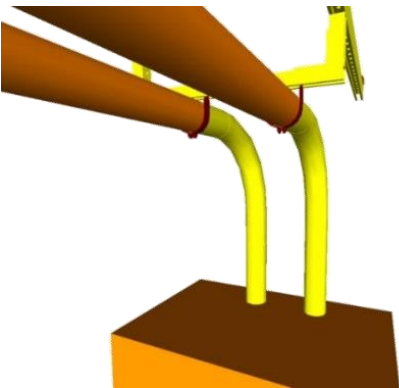
Notes:

a. LOD 000 does not exist in many LOD definitions. It has been added in the BIMForum Global LOD Specification to address data structures when no model elements existing and to define contact scopes when element at omitted from modeling.

b. LOD definitions should be defined in the Project Execution Plan's (PEP) Building Information Modeling (BIM) section. These may also be referred to as a BIM Execution Plan (BxP, BEP) on your project.

c. In the absence of a PEP, BEP, BxP, etc, the LOD definitions shall be per the BIMForum Global LOD Definitions, Reference:

[BIMForum.Global/LOD](#)



300 ^{b,c}	350 ^{b,c}	400 ^{b,c}
<div></div> <div>186 D5020.30-LOD-300 Power Distribution</div> <div>From lkerd.com</div>	<div></div> <div>186 D5020.30-LOD-350 Power Distribution</div> <div>From lkerd.com</div>	<div></div> <div>186 D5020.30-LOD-400 Power Distribution</div> <div>From lkerd.com</div>
<div>Modeled as design-specified size, shape, spacing, and location of raceways, boxes, enclosures, and equipment.</div> <div>Approximate allowances for spacing and clearances required for all specified hangers, supports and seismic control.</div> <div>Access/code clearance requirements modeled.</div>	<div>Modeled as actual size, shape, spacing, and location of raceways, boxes, and enclosures.</div> <div>Actual size, shape, spacing, and location for supports and seismic control.</div> <div>Actual size, shape, and location/connections of equipment and support structure/pads.</div> <div>Actual floor and wall penetration elements are modeled.</div> <div>Actual access/code clearance requirements modeled.</div>	<div>Supplementary components added to the model required for fabrication and field installation.</div>

LoA





[Please Click here to provide feedback to this Version 2024 Public Draft:](#)
Copyright © 2024 by BIMForum Global. All rights reserved. This document is copyrighted under a [Creative Commons Attribution-NonCommercial-NoDerivatives 4.0 International License](#)



LOD	000 ^a	100 ^{b,c}	200 ^{b,c}		300 ^{b,c}	350 ^{b,c}	400 ^{b,c}
	 <p>NO DISTINCT MODEL ELEMENTS EXIST AND NO INFERENCE CAN BE MADE FROM AN OVERALL MASS FOR THESE ELEMENTS AT THIS LOD IN THIS SYSTEM.</p>	 <p>NO DISTINCT MODEL ELEMENTS EXIST BUT INFERENCE ABOUT ELEMENTS CAN BE MADE FROM AN OVERALL MASS AT THIS LOD IN THIS SYSTEM.</p>		<div><div><div><div>BIMFORUM</div><div>GLOBAL</div><div>BIMForum.Global</div></div><div><div>VDCFORUM</div><div>VDCForum.org</div></div></div><div><p>Notes:</p><p>a. LOD 000 does not exist in many LOD definitions. It has been added in the BIMForum Global LOD Specification to address data structures when no model elements existing and to define contact scopes when element at omitted from modeling.</p><p>b. LOD definitions should be defined in the Project Execution Plan's (PEP) Building Information Modeling (BIM) section. These may also be referred to as a BIM Execution Plan (BxP, BEP) on your project.</p><p>c. In the absence of a PEP, BEP, BxP, etc, the LOD definitions shall be per the BIMForum Global LOD Definitions, Reference: BIMForum.Global/LOD</p></div></div>			
<p>Description</p> <p>Associated Masterformat Sections:</p> <p>26 05 26 / 26 05 33 / 26 05 13</p>	See D50		See D5020		<p>Modeled as design-specified size, shape, spacing, and location of raceways, boxes, enclosures, and the electrical equipment and end-devices served.</p> <p>Approximate allowances for spacing and clearances required for all specified hangers, supports, and seismic control.</p> <p>Access/code clearance requirements modeled.</p>	<p>Modeled as actual size, shape, spacing, and location of raceways, boxes, enclosures, and the electrical equipment and end-devices served.</p> <p>Actual size, shape, spacing, and location for supports and seismic control.</p> <p>Actual floor and wall penetration elements are modeled.</p> <p>Actual access/code clearance requirements modeled.</p>	<p>Supplementary components added to the model required for fabrication and field installation.</p>
LoD 500							

LoA

LOD	000 ^a	100 ^{b,c}	200 ^{b,c}
	 <p>NO DISTINCT MODEL ELEMENTS EXIST AND NO INFERENCE CAN BE MADE FROM AN OVERALL MASS FOR THESE ELEMENTS AT THIS LOD IN THIS SYSTEM.</p>	 <p>NO DISTINCT MODEL ELEMENTS EXIST BUT INFERENCE ABOUT ELEMENTS CAN BE MADE FROM AN OVERALL MASS AT THIS LOD IN THIS SYSTEM.</p>	
Description	See D50		See D5020
Associated Masterformat Sections:			
05 45 16 / 26 05 00 / 26 05 26 / 26 05 29 / 26 05 33 / 26 05 36 / 26 05 46 / 26 05 48 / 26 05 53 / 26 05 83 / 26 09 00			
LoD 500			



BIMForum.Global



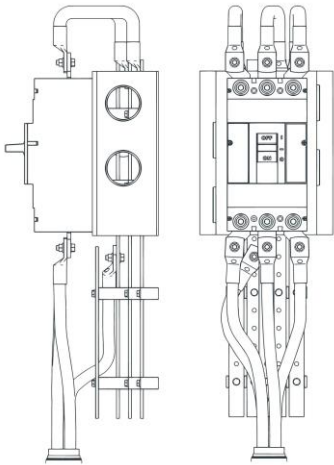
VDCForum.org

Notes:

a. LOD 000 does not exist in many LOD definitions. It has been added in the BIMForum Global LOD Specification to address data structures when no model elements existing and to define contact scopes when element at omitted from modeling.

b. LOD definitions should be defined in the Project Execution Plan's (PEP) Building Information Modeling (BIM) section. These may also be referred to as a BIM Execution Plan (BxP, BEP) on your project.

c. In the absence of a PEP, BEP, BxP, etc, the LOD definitions shall be per the BIMForum Global LOD Definitions, Reference: [BIMForum.Global/LOD](https://bimforum.org/global/LOD)



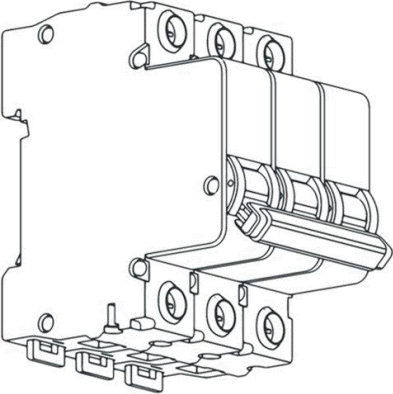
300 ^{b,c}	350 ^{b,c}	400 ^{b,c}
		
<ol style="list-style-type: none">Modeled as design-specified size, shape, spacing, and location of raceways, boxes, enclosures, and the electrical equipment and end-devices served.Approximate allowances for spacing and clearances required for all specified hangers, supports, and seismic control.Access/code clearance requirements modeled.	<p>Modeled as actual size, shape, spacing, and location of raceways, boxes, enclosures, and the electrical equipment and end-devices served.</p> <p>Actual size, shape, spacing, and location for supports and seismic control.</p> <p>Actual floor and wall penetration elements are modeled.</p> <p>Actual access/code clearance requirements modeled.</p>	<p>Supplementary components added to the model required for fabrication and field installation.</p>

LoA



Please Click here to provide feedback to this Version 2024 Public Draft:
Copyright © 2024 by BIMForum Global. All rights reserved. This document is copyrighted under a [Creative Commons Attribution-NonCommercial-NoDerivatives 4.0 International License](https://creativecommons.org/licenses/by-nc-nd/4.0/)





LOD	000 ^a	100 ^{b,c}	200 ^{b,c}		300 ^{b,c}	350 ^{b,c}	400 ^{b,c}
	 <p>NO DISTINCT MODEL ELEMENTS EXIST AND NO INFERENCE CAN BE MADE FROM AN OVERALL MASS FOR THESE ELEMENTS AT THIS LOD IN THIS SYSTEM.</p>	 <p>NO DISTINCT MODEL ELEMENTS EXIST BUT INFERENCE ABOUT ELEMENTS CAN BE MADE FROM AN OVERALL MASS AT THIS LOD IN THIS SYSTEM.</p>		<div><div><div>BIMFORUM</div><div>GLOBAL</div><div>BIMForum.Global</div></div><div><div>VDCFORUM</div><div>VDCForum.org</div></div></div> <p>Notes:</p> <p>a. LOD 000 does not exist in many LOD definitions. It has been added in the BIMForum Global LOD Specification to address data structures when no model elements existing and to define contact scopes when element at omitted from modeling.</p> <p>b. LOD definitions should be defined in the Project Execution Plan's (PEP) Building Information Modeling (BIM) section. These may also be referred to as a BIM Execution Plan (BxP, BEP) on your project.</p> <p>c. In the absence of a PEP, BEP, BxP, etc, the LOD definitions shall be per the BIMForum Global LOD Definitions, Reference: BIMForum.Global/LOD</p>			
<p>Description</p> <p>Associated Masterformat Sections:</p> <p>01 86 26</p>	See D50		Schematic layout with approximate size, shape, and location of equipment.				
LoD 500							

LoA



[Please Click here to provide feedback to this Version 2024 Public Draft:](#)
Copyright © 2024 by BIMForum Global. All rights reserved. This document is copyrighted under a [Creative Commons Attribution-NonCommercial-NoDerivatives 4.0 International License](#)



LOD	000 ^a	100 ^{b,c}	200 ^{b,c}
	<div><p>NO DISTINCT MODEL ELEMENTS EXIST AND NO INFERENCE CAN BE MADE FROM AN OVERALL MASS FOR THESE ELEMENTS AT THIS LOD IN THIS SYSTEM.</p></div>	<div><p>NO DISTINCT MODEL ELEMENTS EXIST BUT INFERENCE ABOUT ELEMENTS CAN BE MADE FROM AN OVERALL MASS AT THIS LOD IN THIS SYSTEM.</p></div>	
Description	See D50		See D5030
Associated Masterformat Sections:			
26 05 33 / 26 05 43 / 26 05 36 / 26 05 19			
LoD 500			



BIMForum.Global



VDCForum.org


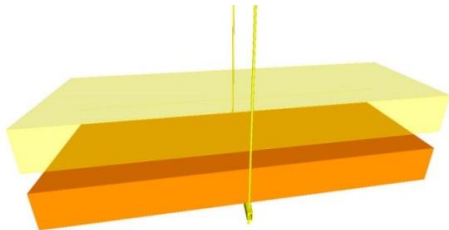
Notes:

a. LOD 000 does not exist in many LOD definitions. It has been added in the BIMForum Global LOD Specification to address data structures when no model elements existing and to define contact scopes when element at omitted from modeling.

b. LOD definitions should be defined in the Project Execution Plan's (PEP) Building Information Modeling (BIM) section. These may also be referred to as a BIM Execution Plan (BxP, BEP) on your project.

c. In the absence of a PEP, BEP, BxP, etc, the LOD definitions shall be per the BIMForum Global LOD Definitions, Reference:

[BIMForum.Global/LOD](#)



300 ^{b,c}	350 ^{b,c}	400 ^{b,c}
<div><p>189 D5030.10-LOD-300 Branch Wiring System</p><p>From lkerd.com</p></div>	<div><p>189 D5030.10-LOD-350 Branch Wiring System</p><p>From lkerd.com</p></div>	
Modeled as design-specified size, shape, spacing, and location of raceways, boxes, and enclosures.	Modeled as actual size, shape, spacing, and location of raceways, boxes, enclosures.	Supplementary components added to the model required for fabrication and field installation.
Approximate allowances for spacing and clearances required for all specified hangers, supports and seismic control.	Actual size, shape, spacing, and location for supports and seismic control.	
Access/code clearance requirements modeled.	Actual floor and wall penetration elements are modeled.	
	Actual access/code clearance requirements modeled.	

LoA



[Please Click here to provide feedback to this Version 2024 Public Draft:](#)
Copyright © 2024 by BIMForum Global. All rights reserved. This document is copyrighted under a [Creative Commons Attribution-NonCommercial-NoDerivatives 4.0 International License](#)



LOD	000 ^a	100 ^{b,c}	200 ^{b,c}	<div><div><div><div>BIMFORUM</div><div>GLOBAL</div><div>BIMForum.Global</div></div><div><div>VDCFORUM</div><div>VDCForum.org</div></div></div><div>Notes: a. LOD 000 does not exist in many LOD definitions. It has been added in the BIMForum Global LOD Specification to address data structures when no model elements existing and to define contact scopes when element at omitted from modeling. b. LOD definitions should be defined in the Project Execution Plan's (PEP) Building Information Modeling (BIM) section. These may also be referred to as a BIM Execution Plan (BxP, BEP) on your project. c. In the absence of a PEP, BEP, BxP, etc, the LOD definitions shall be per the BIMForum Global LOD Definitions, Reference: BIMForum.Global/LOD</div></div>	300 ^{b,c}	350 ^{b,c}	400 ^{b,c}
	<div><p>NO DISTINCT MODEL ELEMENTS EXIST AND NO INFERENCE CAN BE MADE FROM AN OVERALL MASS FOR THESE ELEMENTS AT THIS LOD IN THIS SYSTEM.</p></div>	<div><p>NO DISTINCT MODEL ELEMENTS EXIST BUT INFERENCE ABOUT ELEMENTS CAN BE MADE FROM AN OVERALL MASS AT THIS LOD IN THIS SYSTEM.</p></div>					
<div><div>Description</div><div>Associated Masterformat Sections:</div><div>26 27 26</div></div>	See D50		See D5030		<div>Modeled as design-specified size, shape, spacing, and location of outlet boxes and devices. Access/code clearance requirements modeled.</div>	<div>Modeled as actual size, shape, spacing, and location of outlet boxes and devices. Actual access/code clearance requirements modeled.</div>	<div>Supplementary components added to the model required for fabrication and field installation.</div>
LoD 500							

LoA



[Please Click here to provide feedback to this Version 2024 Public Draft:](#)
Copyright © 2024 by BIMForum Global. All rights reserved. This document is copyrighted under a [Creative Commons Attribution-NonCommercial-NoDerivatives 4.0 International License](#)







LoA

LoA



LIGHTING

LoD 500





LOD	000 ^a	100 ^{b,c}	200 ^{b,c}		300 ^{b,c}	350 ^{b,c}	400 ^{b,c}
	<div><p>NO DISTINCT MODEL ELEMENTS EXIST AND NO INFERENCE CAN BE MADE FROM AN OVERALL MASS FOR THESE ELEMENTS AT THIS LOD IN THIS SYSTEM.</p></div>	<div><p>NO DISTINCT MODEL ELEMENTS EXIST BUT INFERENCE ABOUT ELEMENTS CAN BE MADE FROM AN OVERALL MASS AT THIS LOD IN THIS SYSTEM.</p></div>		<div><div><div><div></div><div>GLOBAL</div><div>BIMForum.Global</div></div><div><div></div><div>VDCForum.org</div></div></div><div><p>Notes:</p><p>a. LOD 000 does not exist in many LOD definitions. It has been added in the BIMForum Global LOD Specification to address data structures when no model elements existing and to define contact scopes when element at omitted from modeling.</p><p>b. LOD definitions should be defined in the Project Execution Plan's (PEP) Building Information Modeling (BIM) section. These may also be referred to as a BIM Execution Plan (BxP, BEP) on your project.</p><p>c. In the absence of a PEP, BEP, BxP, etc, the LOD definitions shall be per the BIMForum Global LOD Definitions, Reference: BIMForum.Global/LOD</p></div></div>			
<div><p>Description</p><p>See D50</p><p>Associated Masterformat Sections:</p><p>26 50 00 / 01 86 26</p></div>			<p>Schematic layout with approximate size, shape, and location of equipment.</p>				
LoD 500							

LoA

LOD	000 ^a	100 ^{b,c}	200 ^{b,c}	<div><div><div>BIMFORUM GLOBAL BIMForum.Global</div><div>VDCFORUM VDCForum.org</div></div><div>Notes: a. LOD 000 does not exist in many LOD definitions. It has been added in the BIMForum Global LOD Specification to address data structures when no model elements existing and to define contact scopes when element at omitted from modeling. b. LOD definitions should be defined in the Project Execution Plan's (PEP) Building Information Modeling (BIM) section. These may also be referred to as a BIM Execution Plan (BxP, BEP) on your project. c. In the absence of a PEP, BEP, BxP, etc, the LOD definitions shall be per the BIMForum Global LOD Definitions, Reference: BIMForum.Global/LOD</div></div>	300 ^{b,c}	350 ^{b,c}	400 ^{b,c}
	<div><p>NO DISTINCT MODEL ELEMENTS EXIST AND NO INFERENCE CAN BE MADE FROM AN OVERALL MASS FOR THESE ELEMENTS AT THIS LOD IN THIS SYSTEM.</p></div>	<div><p>NO DISTINCT MODEL ELEMENTS EXIST BUT INFERENCE ABOUT ELEMENTS CAN BE MADE FROM AN OVERALL MASS AT THIS LOD IN THIS SYSTEM.</p></div>					
<div>Description</div> <div>Associated Masterformat Sections:</div> <div>6 09 23 / 26 09 26 / 26 09 33 / 26 09 36 / 26 09 43 / 26 09 61</div>	See D50		See D5040		<div>Modeled as design-specified size, shape, spacing, and location of enclosures, equipment, and devices.</div> <div>Access/code clearance requirements modeled.</div>	<div>Modeled as actual size, shape, spacing, and location of enclosures, equipment, and control devices.</div> <div>Actual size, shape, and location/connections of equipment and control devices.</div> <div>Actual access/code clearance requirements modeled.</div>	<div>Supplementary components added to the model required for fabrication and field installation.</div>
LoD 500							

LoA




LOD	000 ^a	100 ^{b,c}	200 ^{b,c}		300 ^{b,c}	350 ^{b,c}	400 ^{b,c}
	 <p>NO DISTINCT MODEL ELEMENTS EXIST AND NO INFERENCE CAN BE MADE FROM AN OVERALL MASS FOR THESE ELEMENTS AT THIS LOD IN THIS SYSTEM.</p>	 <p>NO DISTINCT MODEL ELEMENTS EXIST BUT INFERENCE ABOUT ELEMENTS CAN BE MADE FROM AN OVERALL MASS AT THIS LOD IN THIS SYSTEM.</p>		<div><div><div><div>BIMFORUM</div><div>GLOBAL</div><div>BIMForum.Global</div></div><div><div>VDCFORUM</div><div>VDCForum.org</div></div></div><div><p>Notes:</p><p>a. LOD 000 does not exist in many LOD definitions. It has been added in the BIMForum Global LOD Specification to address data structures when no model elements existing and to define contact scopes when element at omitted from modeling.</p><p>b. LOD definitions should be defined in the Project Execution Plan's (PEP) Building Information Modeling (BIM) section. These may also be referred to as a BIM Execution Plan (BxP, BEP) on your project.</p><p>c. In the absence of a PEP, BEP, BxP, etc, the LOD definitions shall be per the BIMForum Global LOD Definitions, Reference: BIMForum.Global/LOD</p></div></div>			
<p>Description</p> <p>Associated Masterformat Sections:</p> <p>26 05 33 / 26 05 43 / 26 05 36 / 26 05 19 / 26 27 26</p>	See D50		See D5040		<p>Modeled as design-specified size, shape, spacing, and location of raceways, boxes, and enclosures to fixture locations.</p> <p>Approximate allowances for spacing and clearances required for all specified hangers, supports, and seismic control.</p> <p>Access/code clearance requirements modeled.</p>	<p>Modeled as actual size, shape, spacing, and location of raceways, boxes, and enclosures to fixture locations.</p> <p>Actual size, shape, spacing, and location for supports and seismic control.</p> <p>Actual floor and wall penetration elements are modeled.</p> <p>Actual access/code clearance requirements modeled.</p>	<p>Supplementary components added to the model required for fabrication and field installation.</p>
LoD 500							

LoA



[Please Click here to provide feedback to this Version 2024 Public Draft:](#)
Copyright © 2024 by BIMForum Global. All rights reserved. This document is copyrighted under a [Creative Commons Attribution-NonCommercial-NoDerivatives 4.0 International License](#)



LOD	000 ^a	100 ^{b,c}	200 ^{b,c}
	<div><p>NO DISTINCT MODEL ELEMENTS EXIST AND NO INFERENCE CAN BE MADE FROM AN OVERALL MASS FOR THESE ELEMENTS AT THIS LOD IN THIS SYSTEM.</p></div>	<div><p>NO DISTINCT MODEL ELEMENTS EXIST BUT INFERENCE ABOUT ELEMENTS CAN BE MADE FROM AN OVERALL MASS AT THIS LOD IN THIS SYSTEM.</p></div>	<div></div>
Description	See D50		See D5040
Associated Masterformat Sections:			
26 50 00 / 26 51 00 / 26 52 00 / 26 53 00 / 26 54 00 / 26 55 00 / 26 55 23 / 26 55 29 / 26 55 33 / 26 55 36 / 26 55 39 / 26 55 53 / 26 55 59 / 26 55 61 / 26 55 63 / 26 55 70			



BIMForum.Global





VDCForum.org

Notes:

a. LOD 000 does not exist in many LOD definitions. It has been added in the BIMForum Global LOD Specification to address data structures when no model elements existing and to define contact scopes when element at omitted from modeling.

b. LOD definitions should be defined in the Project Execution Plan's (PEP) Building Information Modeling (BIM) section. These may also be referred to as a BIM Execution Plan (BxP, BEP) on your project.

c. In the absence of a PEP, BEP, BxP, etc, the LOD definitions shall be per the BIMForum Global LOD Definitions, Reference: [BIMForum.Global/LOD](https://www.bimforum.org/global/LOD)

300 ^{b,c}	350 ^{b,c}	400 ^{b,c}
<div><p>191 D5040.50-LOD-300 Lighting Fixtures</p><p>From lkerd.com</p></div>	<div><p>191 D5040.50-LOD-350 Lighting Fixtures</p><p>From lkerd.com</p></div>	
Modeled as design-specified size, shape, spacing, and location of lighting fixtures.	Modeled as actual size, shape, spacing, and location of lighting fixtures.	Supplementary components added to the model required for fabrication and field installation.
Approximate allowances for spacing and clearances required for all specified hangers, supports and seismic control.	Actual size, shape, spacing, and location for supports and seismic control.	
Access/code clearance requirements modeled.	Actual access/code clearance requirements modeled.	

LoD 500



LoA



[Please Click here to provide feedback to this Version 2024 Public Draft:](#)
Copyright © 2024 by BIMForum Global. All rights reserved. This document is copyrighted under a [Creative Commons Attribution-NonCommercial-NoDerivatives 4.0 International License](#)



Page 211

LOD	000 ^a	100 ^{b,c}	200 ^{b,c}
	<div><p>NO DISTINCT MODEL ELEMENTS EXIST AND NO INFERENCE CAN BE MADE FROM AN OVERALL MASS FOR THESE ELEMENTS AT THIS LOD IN THIS SYSTEM.</p></div>	<div><p>NO DISTINCT MODEL ELEMENTS EXIST BUT INFERENCE ABOUT ELEMENTS CAN BE MADE FROM AN OVERALL MASS AT THIS LOD IN THIS SYSTEM.</p></div>	
Description	See D50		See D5010
Associated Masterformat Sections:			
27 22 00 / 07 22 13 / 07 22 16 / 07 22 19 / 07 22 23 / 07 22 26 / 07 22 29			
LoD 500			



BIMForum.Global



VDCForum.org

Notes:

a. LOD 000 does not exist in many LOD definitions. It has been added in the BIMForum Global LOD Specification to address data structures when no model elements existing and to define contact scopes when element at omitted from modeling.

b. LOD definitions should be defined in the Project Execution Plan's (PEP) Building Information Modeling (BIM) section. These may also be referred to as a BIM Execution Plan (BxP, BEP) on your project.

c. In the absence of a PEP, BEP, BxP, etc, the LOD definitions shall be per the BIMForum Global LOD Definitions, Reference: [BIMForum.Global/LOD](https://www.bimforum.org/global/LOD)





300 ^{b,c}	350 ^{b,c}	400 ^{b,c}
<p>Modeled as design-specified size, shape, spacing, and location of equipment and associated components.</p> <p>Approximate allowances for spacing and clearances required for all specified supports and seismic control.</p> <p>Access/code clearance requirements modeled.</p>	<p>Modeled as actual size, shape, spacing, and location of equipment and associated components.</p> <p>Actual size, shape, spacing, and location for supports and seismic control.</p> <p>Actual size, shape, and location/connections of equipment and support structure/pads.</p> <p>Actual access/code clearance requirements modeled.</p>	<p>Supplementary components added to the model required for fabrication and field installation.</p>

LoA



[Please Click here to provide feedback to this Version 2024 Public Draft:](#)
Copyright © 2024 by BIMForum Global. All rights reserved. This document is copyrighted under a [Creative Commons Attribution-NonCommercial-NoDerivatives 4.0 International License](#)





LOD	000 ^a	100 ^{b,c}	200 ^{b,c}		300 ^{b,c}	350 ^{b,c}	400 ^{b,c}
	<div><p>NO DISTINCT MODEL ELEMENTS EXIST AND NO INFERENCE CAN BE MADE FROM AN OVERALL MASS FOR THESE ELEMENTS AT THIS LOD IN THIS SYSTEM.</p></div>	<div><p>NO DISTINCT MODEL ELEMENTS EXIST BUT INFERENCE ABOUT ELEMENTS CAN BE MADE FROM AN OVERALL MASS AT THIS LOD IN THIS SYSTEM.</p></div>		<div><div><div><div><div>BIMFORUM GLOBAL</div></div><div>BIMForum.Global</div></div><div><div><div><div><div>VDCFORUM</div></div><div>VDCForum.org</div></div></div><div><p>Notes:</p><p>a. LOD 000 does not exist in many LOD definitions. It has been added in the BIMForum Global LOD Specification to address data structures when no model elements existing and to define contact scopes when element at omitted from modeling.</p><p>b. LOD definitions should be defined in the Project Execution Plan's (PEP) Building Information Modeling (BIM) section. These may also be referred to as a BIM Execution Plan (BxP, BEP) on your project.</p><p>c. In the absence of a PEP, BEP, BxP, etc, the LOD definitions shall be per the BIMForum Global LOD Definitions, Reference: BIMForum.Global/LOD</p></div></div></div></div>			
<div><p>Description</p><p>See D50</p></div>			<div><p>See D5010</p></div>		<div><p>Modeled as design-specified size, shape, spacing, and location of equipment and associated components.</p><p>Approximate allowances for spacing and clearances required for all specified supports and seismic control.</p><p>Access/code clearance requirements modeled.</p></div>	<div><p>Modeled as actual size, shape, spacing, and location of equipment and associated components.</p><p>Actual size, shape, spacing, and location for supports and seismic control.</p><p>Actual size, shape, and location/connections of equipment and support structure/pads.</p><p>Actual access/code clearance requirements modeled.</p></div>	<div><p>Supplementary components added to the model required for fabrication and field installation.</p></div>
LoD 500							

LoA



[Please Click here to provide feedback to this Version 2024 Public Draft:](#)
Copyright © 2024 by BIMForum Global. All rights reserved. This document is copyrighted under a [Creative Commons Attribution-NonCommercial-NoDerivatives 4.0 International License](#)





LOD	000 ^a	100 ^{b,c}	200 ^{b,c}		300 ^{b,c}	350 ^{b,c}	400 ^{b,c}
	 <p>NO DISTINCT MODEL ELEMENTS EXIST AND NO INFERENCE CAN BE MADE FROM AN OVERALL MASS FOR THESE ELEMENTS AT THIS LOD IN THIS SYSTEM.</p>	 <p>NO DISTINCT MODEL ELEMENTS EXIST BUT INFERENCE ABOUT ELEMENTS CAN BE MADE FROM AN OVERALL MASS AT THIS LOD IN THIS SYSTEM.</p>		<div><div><div><div>BIMFORUM</div><div>GLOBAL</div><div>BIMForum.Global</div></div><div><div>VDCFORUM</div><div>VDCForum.org</div></div></div><div><p>Notes:</p><p>a. LOD 000 does not exist in many LOD definitions. It has been added in the BIMForum Global LOD Specification to address data structures when no model elements existing and to define contact scopes when element at omitted from modeling.</p><p>b. LOD definitions should be defined in the Project Execution Plan's (PEP) Building Information Modeling (BIM) section. These may also be referred to as a BIM Execution Plan (BxP, BEP) on your project.</p><p>c. In the absence of a PEP, BEP, BxP, etc, the LOD definitions shall be per the BIMForum Global LOD Definitions, Reference: BIMForum.Global/LOD</p></div></div>			
<p>Description</p> <p>Associated Masterformat Sections:</p> <p>11 00 00 / 01 87 13</p>	<p>Diagrammatic or schematic model elements:</p> <p>Conceptual and/or schematic layout;</p> <p>Design performance parameters as defined in the BXP to be associated with model elements as non-graphic information.</p>						
LoD 500							

LoA



[Please Click here to provide feedback to this Version 2024 Public Draft:](#)
Copyright © 2024 by BIMForum Global. All rights reserved. This document is copyrighted under a [Creative Commons Attribution-NonCommercial-NoDerivatives 4.0 International License](#)





LOD	000 ^a	100 ^{b,c}	200 ^{b,c}		300 ^{b,c}	350 ^{b,c}	400 ^{b,c}
	<div><p>NO DISTINCT MODEL ELEMENTS EXIST AND NO INFERENCE CAN BE MADE FROM AN OVERALL MASS FOR THESE ELEMENTS AT THIS LOD IN THIS SYSTEM.</p></div>	<div><p>NO DISTINCT MODEL ELEMENTS EXIST BUT INFERENCE ABOUT ELEMENTS CAN BE MADE FROM AN OVERALL MASS AT THIS LOD IN THIS SYSTEM.</p></div>		<div><div><div><div>BIMFORUM</div><div>GLOBAL</div><div>BIMForum.Global</div></div><div><div>VDCFORUM</div><div>VDCForum.org</div></div></div><div><p>Notes:</p><p>a. LOD 000 does not exist in many LOD definitions. It has been added in the BIMForum Global LOD Specification to address data structures when no model elements existing and to define contact scopes when element at omitted from modeling.</p><p>b. LOD definitions should be defined in the Project Execution Plan's (PEP) Building Information Modeling (BIM) section. These may also be referred to as a BIM Execution Plan (BxP, BEP) on your project.</p><p>c. In the absence of a PEP, BEP, BxP, etc, the LOD definitions shall be per the BIMForum Global LOD Definitions, Reference: BIMForum.Global/LOD</p></div></div>			
<div><p>Description</p><p>See E10</p><p>Associated Masterformat Sections:</p><p>11 10 00</p></div>			<div><p>Schematic layout with approximate size, shape, and location of equipment;</p><p>Design performance parameters as defined in the BXP to be associated with model elements as non-graphic information.</p></div>				
LoD 500							

LoA



[Please Click here to provide feedback to this Version 2024 Public Draft:](#)
Copyright © 2024 by BIMForum Global. All rights reserved. This document is copyrighted under a [Creative Commons Attribution-NonCommercial-NoDerivatives 4.0 International License](#)





LOD	000 ^a	100 ^{b,c}	200 ^{b,c}		300 ^{b,c}	350 ^{b,c}	400 ^{b,c}
	 <p>NO DISTINCT MODEL ELEMENTS EXIST AND NO INFERENCE CAN BE MADE FROM AN OVERALL MASS FOR THESE ELEMENTS AT THIS LOD IN THIS SYSTEM.</p>	 <p>NO DISTINCT MODEL ELEMENTS EXIST BUT INFERENCE ABOUT ELEMENTS CAN BE MADE FROM AN OVERALL MASS AT THIS LOD IN THIS SYSTEM.</p>		<div><div><div><div>BIMFORUM</div><div>GLOBAL</div><div>BIMForum.Global</div></div><div><div>VDCFORUM</div><div>VDCForum.org</div></div></div><div><p>Notes:</p><p>a. LOD 000 does not exist in many LOD definitions. It has been added in the BIMForum Global LOD Specification to address data structures when no model elements existing and to define contact scopes when element at omitted from modeling.</p><p>b. LOD definitions should be defined in the Project Execution Plan's (PEP) Building Information Modeling (BIM) section. These may also be referred to as a BIM Execution Plan (BxP, BEP) on your project.</p><p>c. In the absence of a PEP, BEP, BxP, etc, the LOD definitions shall be per the BIMForum Global LOD Definitions, Reference: BIMForum.Global/LOD</p></div></div>			
<p>Description</p>	See E10		See E1010		<p>Modeled as design-specified size, shape, spacing, and location of equipment and associated components.</p> <p>Approximate allowances for spacing and clearances required for all specified supports and seismic control.</p> <p>Access/code clearance requirements modeled.</p>	<p>Modeled as actual size, shape, spacing, and location of equipment and associated components.</p> <p>Actual size, shape, spacing, and location for supports and seismic control.</p> <p>Actual size, shape, and location of service connections and support structure/pads.</p> <p>Actual access/code clearance requirements modeled.</p>	<p>Supplementary components added to the model required for fabrication and field installation.</p>
<p>Associated Masterformat Sections:</p> <p>11 11 00 / 11 11 19 / 11 11 23 / 11 11 26</p>							
LoD 500							

LoA



Please Click here to provide feedback to this Version 2024 Public Draft:
Copyright © 2024 by BIMForum Global. All rights reserved. This document is copyrighted under a Creative Commons Attribution-NonCommercial-NoDerivatives 4.0 International License





LOD	000 ^a	100 ^{b,c}	200 ^{b,c}		300 ^{b,c}	350 ^{b,c}	400 ^{b,c}
	 <p>NO DISTINCT MODEL ELEMENTS EXIST AND NO INFERENCE CAN BE MADE FROM AN OVERALL MASS FOR THESE ELEMENTS AT THIS LOD IN THIS SYSTEM.</p>	 <p>NO DISTINCT MODEL ELEMENTS EXIST BUT INFERENCE ABOUT ELEMENTS CAN BE MADE FROM AN OVERALL MASS AT THIS LOD IN THIS SYSTEM.</p>		<div><div><div><div>BIMFORUM</div><div>GLOBAL</div><div>BIMForum.Global</div></div><div><div>VDCFORUM</div><div>VDCForum.org</div></div></div><div><p>Notes:</p><p>a. LOD 000 does not exist in many LOD definitions. It has been added in the BIMForum Global LOD Specification to address data structures when no model elements existing and to define contact scopes when element at omitted from modeling.</p><p>b. LOD definitions should be defined in the Project Execution Plan's (PEP) Building Information Modeling (BIM) section. These may also be referred to as a BIM Execution Plan (BxP, BEP) on your project.</p><p>c. In the absence of a PEP, BEP, BxP, etc, the LOD definitions shall be per the BIMForum Global LOD Definitions, Reference: BIMForum.Global/LOD</p></div></div>			
<p>Description</p> <p>Associated Masterformat Sections:</p> <p>12 00 00 / 01 87 16</p>	<p>A schematic model element or symbol that is not distinguishable by type or material.</p> <p>Types, layouts, and locations are still flexible.</p>						
LoD 500							

LoA



Please Click here to provide feedback to this Version 2024 Public Draft:
Copyright © 2024 by BIMForum Global. All rights reserved. This document is copyrighted under a [Creative Commons Attribution-NonCommercial-NoDerivatives 4.0 International License](#)



LOD	000 ^a	100 ^{b,c}	200 ^{b,c}		300 ^{b,c}	350 ^{b,c}	400 ^{b,c}
	 <p>NO DISTINCT MODEL ELEMENTS EXIST AND NO INFERENCE CAN BE MADE FROM AN OVERALL MASS FOR THESE ELEMENTS AT THIS LOD IN THIS SYSTEM.</p>	 <p>NO DISTINCT MODEL ELEMENTS EXIST BUT INFERENCE ABOUT ELEMENTS CAN BE MADE FROM AN OVERALL MASS AT THIS LOD IN THIS SYSTEM.</p>		<div><div><div><div><div></div><div></div></div><div><div></div><div></div></div></div><div><div></div><div></div></div><div><div></div><div></div></div></div><div>BIMFORUM GLOBAL BIMForum.Global</div><div>VDCFORUM VDCForum.org</div><div>Notes: a. LOD 000 does not exist in many LOD definitions. It has been added in the BIMForum Global LOD Specification to address data structures when no model elements existing and to define contact scopes when element at omitted from modeling. b. LOD definitions should be defined in the Project Execution Plan's (PEP) Building Information Modeling (BIM) section. These may also be referred to as a BIM Execution Plan (BxP, BEP) on your project. c. In the absence of a PEP, BEP, BxP, etc, the LOD definitions shall be per the BIMForum Global LOD Definitions, Reference: BIMForum.Global/LOD</div></div>			
Description	See E20		Generic model elements with approximate nominal size. Placement and quantity remains flexible.				
Associated Masterformat Sections:							
LoD 500							

LoA






[Please Click here to provide feedback to this Version 2024 Public Draft:](#)
Copyright © 2024 by BIMForum Global. All rights reserved. This document is copyrighted under a [Creative Commons Attribution-NonCommercial-NoDerivatives 4.0 International License](#)



FIXED ART

LoD 500



LOD	000 ^a	100 ^{b,c}	200 ^{b,c}
	<div><p>NO DISTINCT MODEL ELEMENTS EXIST AND NO INFERENCE CAN BE MADE FROM AN OVERALL MASS FOR THESE ELEMENTS AT THIS LOD IN THIS SYSTEM.</p></div>	<div><p>NO DISTINCT MODEL ELEMENTS EXIST BUT INFERENCE ABOUT ELEMENTS CAN BE MADE FROM AN OVERALL MASS AT THIS LOD IN THIS SYSTEM.</p></div>	<div></div>
Description	See E20		See E2010
Associated Masterformat Sections:			
12 10 00 / 12 11 00 / 12 12 00 / 12 12 23 / 12 12 26 / 12 14 00 / 12 17 00 / 12 19 00			
LoD 500			

BIMFORUM

GLOBAL

BIMForum.Global

VDCFORUM

VDCForum.org

Notes:

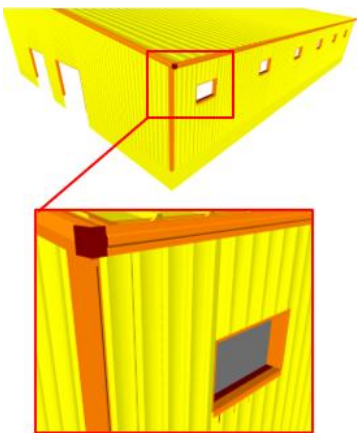
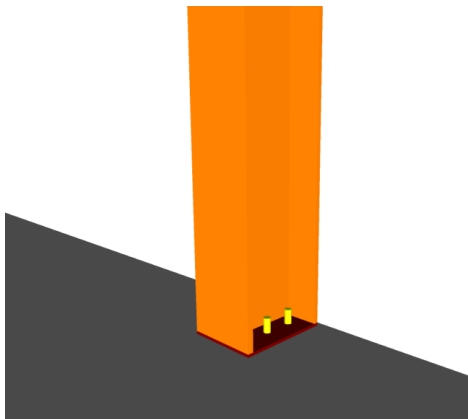
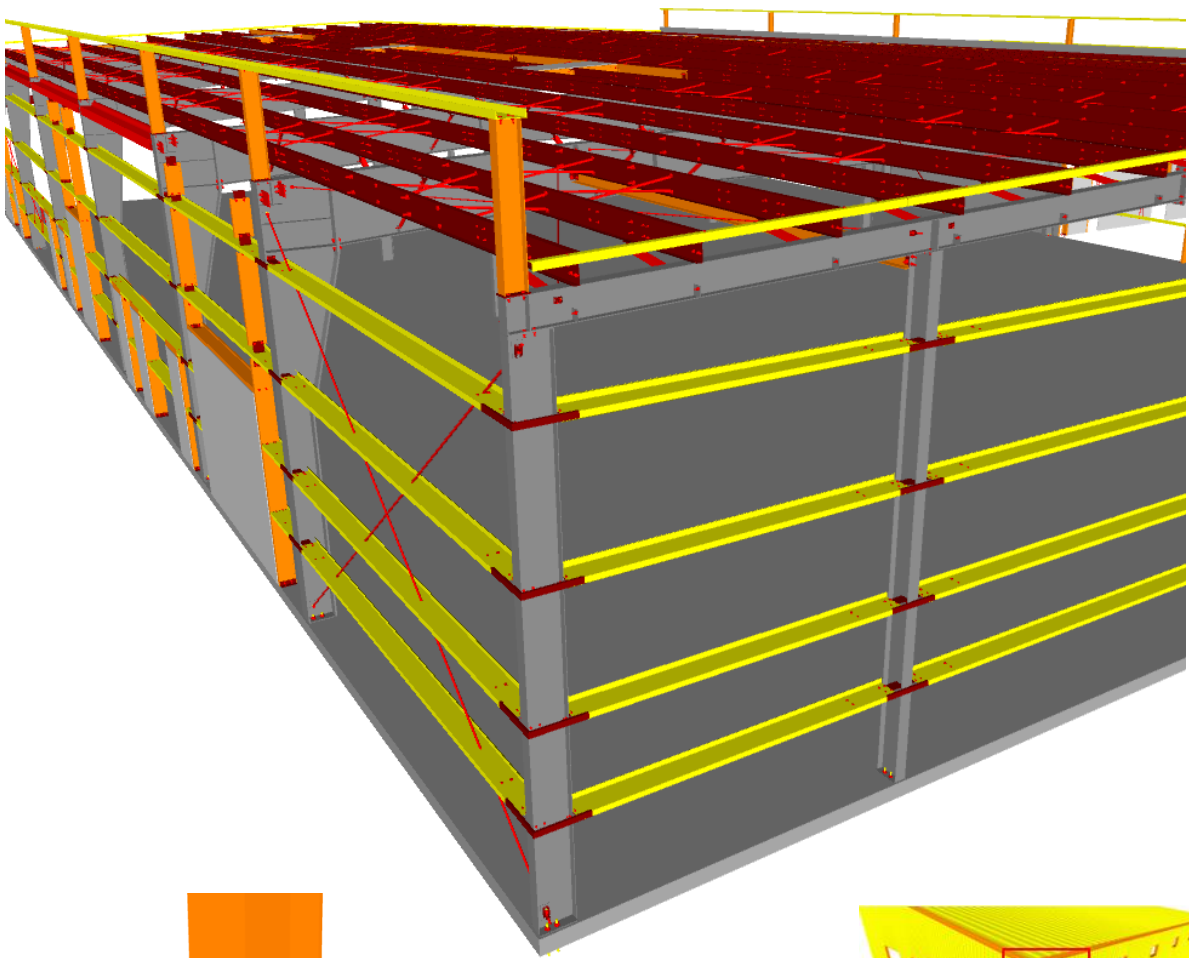
a. LOD 000 does not exist in many LOD definitions. It has been added in the BIMForum Global LOD Specification to address data structures when no model elements existing and to define contact scopes when element at omitted from modeling.

b. LOD definitions should be defined in the Project Execution Plan's (PEP) Building Information Modeling (BIM) section. These may also be referred to as a BIM Execution Plan (BxP, BEP) on your project.

c. In the absence of a PEP, BEP, BxP, etc, the LOD definitions shall be per the BIMForum Global LOD Definitions, Reference: [BIMForum.Global/LOD](#)

300 ^{b,c}	350 ^{b,c}	400 ^{b,c}
Model Geometry Varies By Object Type		
Modeled types with specific dimensions, locations, and quantities.	Include any applicable service or installation clearances. Include any applicable support and connection points.	Supplementary components added to the model required for fabrication and field installation.

LoA






LoD 500

METAL BUILDING SYSTEMS



LoA

LOD	000 ^a	100 ^{b,c}	200 ^{b,c}
	<div><p>NO DISTINCT MODEL ELEMENTS EXIST AND NO INFERENCE CAN BE MADE FROM AN OVERALL MASS FOR THESE ELEMENTS AT THIS LOD IN THIS SYSTEM.</p></div>	<div><p>NO DISTINCT MODEL ELEMENTS EXIST BUT INFERENCE ABOUT ELEMENTS CAN BE MADE FROM AN OVERALL MASS AT THIS LOD IN THIS SYSTEM.</p></div>	<div><p>194 F1020.40-LOD 200 Metal Building Systems - Primary Framing</p><p>From lkerd.com</p></div>
Description	See F1020.40	See F1020.40	Element modeling to include: <ol style="list-style-type: none">Primary frame, approximate member size and location per defined structural grids.Bracing, approximate member size and location.
Associated Masterformat Sections:			

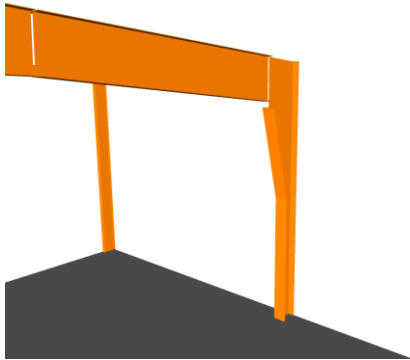
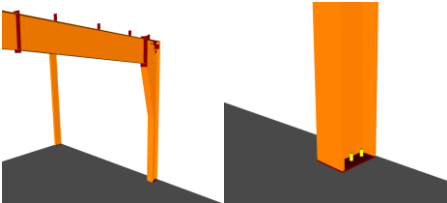
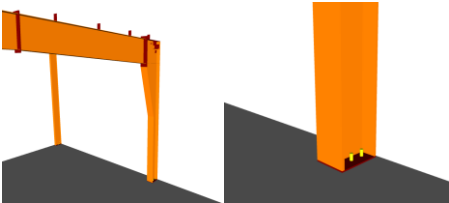
13 34 00 / 01 88 13 / 13 34
13 / 13 34 16 / 13 34 19 /
13 34 56

Notes:

a. LOD 000 does not exist in many LOD definitions. It has been added in the BIMForum Global LOD Specification to address data structures when no model elements existing and to define contact scopes when element at omitted from modeling.

b. LOD definitions should be defined in the Project Execution Plan's (PEP) Building Information Modeling (BIM) section. These may also be referred to as a BIM Execution Plan (BxP, BEP) on your project.

c. In the absence of a PEP, BEP, BxP, etc, the LOD definitions shall be per the BIMForum Global LOD Definitions, Reference: [BIMForum.Global/LOD](#)

300 ^{b,c}	350 ^{b,c}	400 ^{b,c}
<div><p>195 F1020.40-LOD 300 Metal Building Systems - Primary Framing</p><p>From lkerd.com</p></div>	<div><p>196 F1020.40-LOD 350 Metal Building Systems - Primary Framing</p><p>From lkerd.com</p></div>	<div><p>197 F1020.40-LOD 400 Metal Building Systems - Primary Framing</p><p>From lkerd.com</p></div>
Element modeling to include: <ol style="list-style-type: none">Primary frame, specific member size and location per defined structural grids.Bracing, specific member size and location.	Element modeling to include: <ol style="list-style-type: none">Actual elevations and locations of connections.Main elements of connections (bolts, plates, stiffeners, etc.).Any miscellaneous steel (mill secondary framing, equipment supports, etc.).	Element modeling to include: <ol style="list-style-type: none">WeldsReinforcement platesCoping of membersBolts, nuts, washers, etc.Holes, slots, etc., including holes for future element attachmentsAll assembly elements



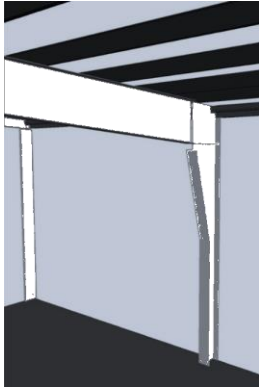
LoD 500

LoA



[Please Click here to provide feedback to this Version 2024 Public Draft:](#)
Copyright © 2024 by BIMForum Global. All rights reserved. This document is copyrighted under a [Creative Commons Attribution-NonCommercial-NoDerivatives 4.0 International License](#)



LOD	000 ^a	100 ^{b,c}	200 ^{b,c}
	<div></div> <div>NO DISTINCT MODEL ELEMENTS EXIST AND NO INFERENCE CAN BE MADE FROM AN OVERALL MASS FOR THESE ELEMENTS AT THIS LOD IN THIS SYSTEM.</div>	<div></div> <div>NO DISTINCT MODEL ELEMENTS EXIST BUT INFERENCE ABOUT ELEMENTS CAN BE MADE FROM AN OVERALL MASS AT THIS LOD IN THIS SYSTEM.</div>	<div></div> <div>198 F1020.40-LOD 200 Metal Building Systems - Secondary Framing From lkerd.com</div>
Description	See F1020.40	See F1020.40	Generic mass of special structure with system typically noted with a design narrative for conceptual pricing. Generic open wall conditions identified (i.e., open for material by others, open for passage, etc.) Approximate overall depth and extent represented by secondary roof and wall framing members.
Associated Masterformat Sections:			
13 34 00 / 01 88 13 / 13 34 13 / 13 34 16 / 13 34 19 / 13 34 56			
LoD 500			


BIMForum.Global

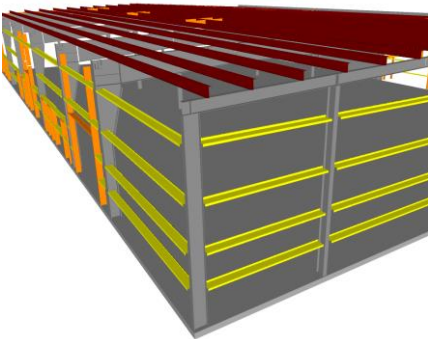
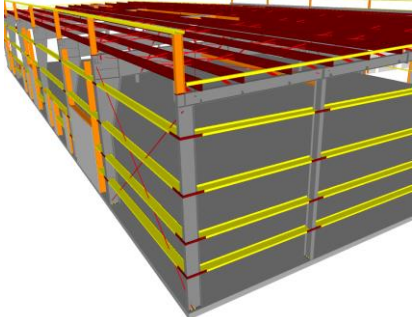


VDCForum.org

Notes:



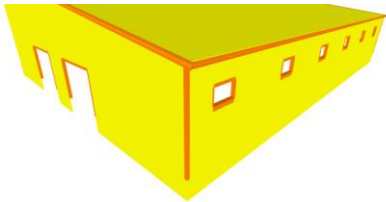
a. LOD 000 does not exist in many LOD definitions. It has been added in the BIMForum Global LOD Specification to address data structures when no model elements existing and to define contact scopes when element at omitted from modeling.

b. LOD definitions should be defined in the Project Execution Plan's (PEP) Building Information Modeling (BIM) section. These may also be referred to as a BIM Execution Plan (BxP, BEP) on your project.

c. In the absence of a PEP, BEP, BxP, etc, the LOD definitions shall be per the BIMForum Global LOD Definitions, Reference: [BIMForum.Global/LOD](#)

300 ^{b,c}	350 ^{b,c}	400 ^{b,c}
<div></div> <div>199 F1020.40-LOD 300 Metal Building Systems - Secondary Framing From lkerd.com</div>	<div></div> <div>200 F1020.40-LOD 350 Metal Building Systems- Secondary Framing From lkerd.com</div>	<div></div> <div>201 F1020.40-LOD 400 Metal Building Systems - Secondary Framing From lkerd.com</div>
Element modeling to include: 1. Secondary roof and wall framing members, specific size and location (spacing and elevations). 2. Overall depth and end seat depth for open web members.	Element modeling to include: 1. Nested members 2. Connections for member bracing 3. Clips joining secondary framing members 4. Large elements of typical connections applied to all secondary steel connections such as girt to column, purlin to rafter, jamb to girt, header to jamb, etc. 5. Secondary angles, including sheeting angles and rake angles 6. Base attachment members 7. Any miscellaneous secondary steel members with correct orientation, i.e. canopies, parapets, door framing, etc. 8. For open web members, see B1010.10.60	Element modeling to include: 1. Welds 2. Bolts, nuts, washers, screws, and fasteners 3. Coping of members 4. Holes cut for bracing 5. Nested member attachments 6. All assembly elements 7. For open web members, see B1010.10.60

LoA


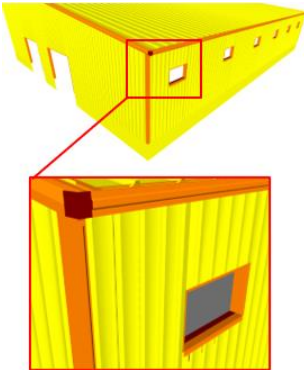
LOD	000 ^a	100 ^{b,c}	200 ^{b,c}
	<div></div> <div>NO DISTINCT MODEL ELEMENTS EXIST AND NO INFERENCE CAN BE MADE FROM AN OVERALL MASS FOR THESE ELEMENTS AT THIS LOD IN THIS SYSTEM.</div>	<div></div> <div>NO DISTINCT MODEL ELEMENTS EXIST BUT INFERENCE ABOUT ELEMENTS CAN BE MADE FROM AN OVERALL MASS AT THIS LOD IN THIS SYSTEM.</div>	<div></div> <div>202 F1020.40-LOD 200 Metal Building Systems –Cladding and Exterior Trim</div> <div>From lkerd.com</div>
Description	See F1020.40	See F1020.40	Element modeling to include: <div>1. Secondary roof and wall framing members, approximate size and location.</div>
Associated Masterformat Sections:			

13 34 00 / 01 88 13 / 13 34
13 / 13 34 16 / 13 34 19 /
13 34 56


BIMForum.Global


VDCForum.org

Notes:
a. LOD 000 does not exist in many LOD definitions. It has been added in the BIMForum Global LOD Specification to address data structures when no model elements existing and to define contact scopes when element at omitted from modeling.
b. LOD definitions should be defined in the Project Execution Plan's (PEP) Building Information Modeling (BIM) section. These may also be referred to as a BIM Execution Plan (BxP, BEP) on your project.
c. In the absence of a PEP, BEP, BxP, etc, the LOD definitions shall be per the BIMForum Global LOD Definitions, Reference:
[BIMForum.Global/LOD](#)

300 ^{b,c}	350 ^{b,c}	400 ^{b,c}
<div></div> <div>202 F1020.40-LOD 300 Metal Building Systems –Cladding and Exterior Trim</div> <div>From lkerd.com</div>	<div></div> <div>202 F1020.40-LOD 350 Metal Building Systems –Cladding and Exterior Trim</div> <div>From lkerd.com</div>	<div>Element modeling to include fabrication level information: <div>1. Panel: Individual panel objects, with actual profile shown, positioned accurately within the building plane boundary and shown at installed length. 2. Fasteners at critical locations 3. Closures 4. Trim: Minor trims (end caps, transition pieces, etc.) are shown accurately. 5. Attachment or accessories (fasteners, etc.) shown at critical locations.</div></div> <div>Note: Other non-graphic information may be included such as: Additional material and its installation instructions required for proper installation. Mark identification that correlates with bill of material (i.e., piece mark). Fastener material.</div>
Element modeling to include: <div>1. Panel: Panel with actual profile or graphical texture shown, filling the boundary set by the plane object. 2. Significant accessories provided by metal building manufacturer (i.e., light transmitting panels, ridge vents, curbs). 3. Shop-located openings/Voids are represented in true dimensions/locations. 4. Trim: Major trims (primary exterior pieces) are shown, represented by the assumed trim profile and thickness.<ul style="list-style-type: none">GuttersCorner boxesCorner trimOpen wall trimFramed opening trim</div>	Element modeling to include: <div>1. Panel: Actual profile modeled filling the boundary set by the plane object. 2. Closures 3. Downspouts 4. Trim: Minor trims (end caps, transition pieces, etc.) are shown, represented by the assumed trim profile and thickness.</div> <div>Note: Other non-graphic information may be included such as: Textual information on installation details</div>	

LoD 500

LoA






Please Click here to provide feedback to this Version 2024 Public Draft:
Copyright © 2024 by BIMForum Global. All rights reserved. This document is copyrighted under a [Creative Commons Attribution-NonCommercial-NoDerivatives 4.0 International License](#)



CIVIL & SITE

LoD 500






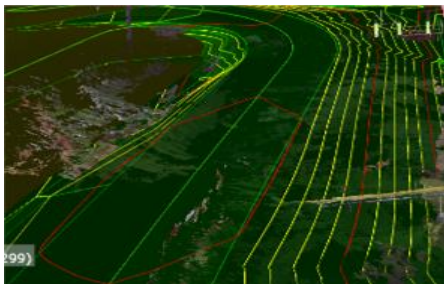
LOD	000 ^a	100 ^{b,c}	200 ^{b,c}		300 ^{b,c}	350 ^{b,c}	400 ^{b,c}
	 <p>NO DISTINCT MODEL ELEMENTS EXIST AND NO INFERENCE CAN BE MADE FROM AN OVERALL MASS FOR THESE ELEMENTS AT THIS LOD IN THIS SYSTEM.</p>	 <p>NO DISTINCT MODEL ELEMENTS EXIST BUT INFERENCE ABOUT ELEMENTS CAN BE MADE FROM AN OVERALL MASS AT THIS LOD IN THIS SYSTEM.</p>	 <p>205 G10-LOD-100 Site Preparation</p> <p>From lkerd.com</p>	<div><div><div><div>BIMFORUM</div><div>GLOBAL</div><div>BIMForum.Global</div></div><div><div>VDCFORUM</div><div>VDCForum.org</div></div></div><div><p>Notes:</p><p>a. LOD 000 does not exist in many LOD definitions. It has been added in the BIMForum Global LOD Specification to address data structures when no model elements existing and to define contact scopes when element at omitted from modeling.</p><p>b. LOD definitions should be defined in the Project Execution Plan's (PEP) Building Information Modeling (BIM) section. These may also be referred to as a BIM Execution Plan (BxP, BEP) on your project.</p><p>c. In the absence of a PEP, BEP, BxP, etc, the LOD definitions shall be per the BIMForum Global LOD Definitions, Reference: BIMForum.Global/LOD</p></div></div>			
<p>Description</p> <p>Associated Masterformat Sections:</p> <p>01 89 13</p>	<p>A simple topographic surface is provided.</p>		<p>Element modeling to include:</p> <ol style="list-style-type: none">1. Approximate size and shape of foundation element2. Approximate size/location of utilities and structures3. Approximate code and clearance requirements4. Approximate pipe material5. Rough modeling of site grading				
LoD 500							

LoA





Please Click here to provide feedback to this Version 2024 Public Draft:
Copyright © 2024 by BIMForum Global. All rights reserved. This document is copyrighted under a [Creative Commons Attribution-NonCommercial-NoDerivatives 4.0 International License](https://creativecommons.org/licenses/by-nc-nd/4.0/)





LOD	000 ^a	100 ^{b,c}	200 ^{b,c}	<div><div><div><div><div><div></div><div></div></div><div><div></div><div></div></div></div><div>BIMFORUM</div><div>GLOBAL</div></div><div>BIMForum.Global</div></div><div><div><div><div><div><div></div><div></div></div><div><div></div><div></div></div></div><div>VDCFORUM</div></div><div>VDCForum.org</div></div></div><div>Notes:<div>a. LOD 000 does not exist in many LOD definitions. It has been added in the BIMForum Global LOD Specification to address data structures when no model elements existing and to define contact scopes when element at omitted from modeling.</div><div>b. LOD definitions should be defined in the Project Execution Plan's (PEP) Building Information Modeling (BIM) section. These may also be referred to as a BIM Execution Plan (BxP, BEP) on your project.</div><div>c. In the absence of a PEP, BEP, BxP, etc, the LOD definitions shall be per the BIMForum Global LOD Definitions, Reference: BIMForum.Global/LOD</div></div></div>	300 ^{b,c}	350 ^{b,c}	400 ^{b,c}
	<div><p>NO DISTINCT MODEL ELEMENTS EXIST AND NO INFERENCE CAN BE MADE FROM AN OVERALL MASS FOR THESE ELEMENTS AT THIS LOD IN THIS SYSTEM.</p></div>	<div><p>NO DISTINCT MODEL ELEMENTS EXIST BUT INFERENCE ABOUT ELEMENTS CAN BE MADE FROM AN OVERALL MASS AT THIS LOD IN THIS SYSTEM.</p></div>	<div><p>From lkerd.com</p></div>			<div><p>From lkerd.com</p></div>	
<div><div><div>Description</div></div><div><div>Associated Masterformat Sections:</div><div>31 20 00 / 01 89 13</div></div></div>	<div>Proposed Surfaces shown as a plane.</div>		<div>Proposed Surface: Generic Surface Interpolation between the following elements: Building Envelope at Finish Floor, Finish Grade at Retaining Walls, Grading Limits. Curbs, hardscape, finish surface at building envelopes.</div>		<div>Proposed Surface: Complete and accurate surface definition based on defined fine grading, grade breaks, curbs, hardscape, buildings, swales, etc.</div> <div>Local Coordinate Control. Shared Coordinate from Building Grid base point to real-world project control</div>	<div>Include existing Surface: 3D surface generated from site topography, with grade breaks and lines as needed to define accurate surface. 3D site features included if provided by surveyor (i.e. walls, signage, stairs, etc., as defined in Survey LOC-Grade). Added definition from supplemental survey, revised limits of work</div>	<div>Surface modeled to facilitate robotic controlled grading and GPS grade-control systems.</div>
LoD 500							

LoA

LOD	000 ^a	100 ^{b,c}	200 ^{b,c}		300 ^{b,c}	350 ^{b,c}	400 ^{b,c}
	 <p>NO DISTINCT MODEL ELEMENTS EXIST AND NO INFERENCE CAN BE MADE FROM AN OVERALL MASS FOR THESE ELEMENTS AT THIS LOD IN THIS SYSTEM.</p>	 <p>NO DISTINCT MODEL ELEMENTS EXIST BUT INFERENCE ABOUT ELEMENTS CAN BE MADE FROM AN OVERALL MASS AT THIS LOD IN THIS SYSTEM.</p>		<div><div><div><div>BIMFORUM</div><div>GLOBAL</div><div>BIMForum.Global</div></div><div><div>VDCFORUM</div><div>VDCForum.org</div></div></div><div><p>Notes:</p><p>a. LOD 000 does not exist in many LOD definitions. It has been added in the BIMForum Global LOD Specification to address data structures when no model elements existing and to define contact scopes when element at omitted from modeling.</p><p>b. LOD definitions should be defined in the Project Execution Plan's (PEP) Building Information Modeling (BIM) section. These may also be referred to as a BIM Execution Plan (BxP, BEP) on your project.</p><p>c. In the absence of a PEP, BEP, BxP, etc, the LOD definitions shall be per the BIMForum Global LOD Definitions, Reference: BIMForum.Global/LOD</p></div></div>			
<p>Description</p> <p>Associated Masterformat Sections:</p> <p>01 89 16</p>	<p>Diagrammatic or schematic model elements.</p>		<p>Element modeling to include:</p> <ol style="list-style-type: none">1. Approximate size and shape of foundation element2. Approximate size/location of utilities and structures3. Approximate code and clearance requirements4. Rough modeling of site grading				
LoD 500							

LoA

LoA

LOD	000 ^a	100 ^{b,c}	200 ^{b,c}		300 ^{b,c}	350 ^{b,c}	400 ^{b,c}
	 <p>NO DISTINCT MODEL ELEMENTS EXIST AND NO INFERENCE CAN BE MADE FROM AN OVERALL MASS FOR THESE ELEMENTS AT THIS LOD IN THIS SYSTEM.</p>	 <p>NO DISTINCT MODEL ELEMENTS EXIST BUT INFERENCE ABOUT ELEMENTS CAN BE MADE FROM AN OVERALL MASS AT THIS LOD IN THIS SYSTEM.</p>		<div><div><div><div>BIMFORUM</div><div>GLOBAL</div><div>BIMForum.Global</div></div><div><div>VDCFORUM</div><div>VDCForum.org</div></div></div><div><p>Notes:</p><p>a. LOD 000 does not exist in many LOD definitions. It has been added in the BIMForum Global LOD Specification to address data structures when no model elements existing and to define contact scopes when element at omitted from modeling.</p><p>b. LOD definitions should be defined in the Project Execution Plan's (PEP) Building Information Modeling (BIM) section. These may also be referred to as a BIM Execution Plan (BxP, BEP) on your project.</p><p>c. In the absence of a PEP, BEP, BxP, etc, the LOD definitions shall be per the BIMForum Global LOD Definitions, Reference: BIMForum.Global/LOD</p></div></div>			
Description	See G20		See G20		Full extents of curbs and gutters (above and below grade) are modeled.	Element modeling to include: <div><div>1. Reinforcing</div><div>2. Pour stops</div><div>3. Expansion joints</div></div>	
Associated Masterformat Sections:							
32 16 13							
LoD 500							





LoA



[Please Click here to provide feedback to this Version 2024 Public Draft:](#)
Copyright © 2024 by BIMForum Global. All rights reserved. This document is copyrighted under a [Creative Commons Attribution-NonCommercial-NoDerivatives 4.0 International License](#)



LoA



LOD	000 ^a	100 ^{b,c}	200 ^{b,c}		300 ^{b,c}	350 ^{b,c}	400 ^{b,c}
	<div><p>NO DISTINCT MODEL ELEMENTS EXIST AND NO INFERENCE CAN BE MADE FROM AN OVERALL MASS FOR THESE ELEMENTS AT THIS LOD IN THIS SYSTEM.</p></div>	<div><p>NO DISTINCT MODEL ELEMENTS EXIST BUT INFERENCE ABOUT ELEMENTS CAN BE MADE FROM AN OVERALL MASS AT THIS LOD IN THIS SYSTEM.</p></div>		<div><p>BIMForum.Global</p><p>VDCForum.org</p><p>Notes:</p><p>a. LOD 000 does not exist in many LOD definitions. It has been added in the BIMForum Global LOD Specification to address data structures when no model elements existing and to define contact scopes when element at omitted from modeling.</p><p>b. LOD definitions should be defined in the Project Execution Plan's (PEP) Building Information Modeling (BIM) section. These may also be referred to as a BIM Execution Plan (BxP, BEP) on your project.</p><p>c. In the absence of a PEP, BEP, BxP, etc, the LOD definitions shall be per the BIMForum Global LOD Definitions, Reference: BIMForum.Global/LOD</p></div>			
<p>Description</p> <p>See G30</p> <p>Associated Masterformat Sections:</p> <p>01 89 19 / 33 21 00 / 33 11 00 / 33 12 00 / 33 12 13 / 33 12 16 / 33 12 19 / 33 12 23 / 33 12 33 / 33 13 00 / 33 16 00 / 33 47 19.13 / 33 47 13.13 / 33 47 16.13</p>			<p>See G30</p>				
LoD 500							

LoA



[Please Click here to provide feedback to this Version 2024 Public Draft:](#)
Copyright © 2024 by BIMForum Global. All rights reserved. This document is copyrighted under a [Creative Commons Attribution-NonCommercial-NoDerivatives 4.0 International License](#)



LOD	000 ^a	100 ^{b,c}	200 ^{b,c}
	<div><p>NO DISTINCT MODEL ELEMENTS EXIST AND NO INFERENCE CAN BE MADE FROM AN OVERALL MASS FOR THESE ELEMENTS AT THIS LOD IN THIS SYSTEM.</p></div>	<div><p>NO DISTINCT MODEL ELEMENTS EXIST BUT INFERENCE ABOUT ELEMENTS CAN BE MADE FROM AN OVERALL MASS AT THIS LOD IN THIS SYSTEM.</p></div>	
Description			See G30
Associated Masterformat Sections:			
: 01 89 19 / 33 21 00 / 33 11 19 / 33 12 00 / 33 12 13 / 33 12 16 / 33 12 19 / 33 12 23 / 33 12 33 / 33 16 00 / 33 47 19.33 / 33 47 13.13 / 33 47 16.13			
LoD 500			

LoA

BIMFORUM

GLOBAL

BIMForum.Global

VDCFORUM

VDCForum.org

Notes:



a. LOD 000 does not exist in many LOD definitions. It has been added in the BIMForum Global LOD Specification to address data structures when no model elements existing and to define contact scopes when element at omitted from modeling.

b. LOD definitions should be defined in the Project Execution Plan's (PEP) Building Information Modeling (BIM) section. These may also be referred to as a BIM Execution Plan (BxP, BEP) on your project.

c. In the absence of a PEP, BEP, BxP, etc, the LOD definitions shall be per the BIMForum Global LOD Definitions, Reference:

[BIMForum.Global/LOD](#)

300 ^{b,c}	350 ^{b,c}	400 ^{b,c}



LOD	000 ^a	100 ^{b,c}	200 ^{b,c}		300 ^{b,c}	350 ^{b,c}	400 ^{b,c}
	 <p>NO DISTINCT MODEL ELEMENTS EXIST AND NO INFERENCE CAN BE MADE FROM AN OVERALL MASS FOR THESE ELEMENTS AT THIS LOD IN THIS SYSTEM.</p>	 <p>NO DISTINCT MODEL ELEMENTS EXIST BUT INFERENCE ABOUT ELEMENTS CAN BE MADE FROM AN OVERALL MASS AT THIS LOD IN THIS SYSTEM.</p>	Manholes,	<div><div><div><div><div>BIMFORUM</div><div>GLOBAL</div><div>BIMForum.Global</div></div><div><div>VDCFORUM</div><div>VDCForum.org</div></div></div></div><div><p>Notes:</p><p>a. LOD 000 does not exist in many LOD definitions. It has been added in the BIMForum Global LOD Specification to address data structures when no model elements existing and to define contact scopes when element at omitted from modeling.</p><p>b. LOD definitions should be defined in the Project Execution Plan's (PEP) Building Information Modeling (BIM) section. These may also be referred to as a BIM Execution Plan (BxP, BEP) on your project.</p><p>c. In the absence of a PEP, BEP, BxP, etc, the LOD definitions shall be per the BIMForum Global LOD Definitions, Reference: BIMForum.Global/LOD</p></div></div>			
Description	See G30		See G30				
Associated Masterformat Sections:							
33 30 00 / 01 89 19							
LoD 500							

LoA



[Please Click here to provide feedback to this Version 2024 Public Draft:](#)
Copyright © 2024 by BIMForum Global. All rights reserved. This document is copyrighted under a [Creative Commons Attribution-NonCommercial-NoDerivatives 4.0 International License](#)





LOD	000 ^a	100 ^{b,c}	200 ^{b,c}		300 ^{b,c}	350 ^{b,c}	400 ^{b,c}
	<div><p>NO DISTINCT MODEL ELEMENTS EXIST AND NO INFERENCE CAN BE MADE FROM AN OVERALL MASS FOR THESE ELEMENTS AT THIS LOD IN THIS SYSTEM.</p></div>	<div><p>NO DISTINCT MODEL ELEMENTS EXIST BUT INFERENCE ABOUT ELEMENTS CAN BE MADE FROM AN OVERALL MASS AT THIS LOD IN THIS SYSTEM.</p></div>		<div><div><div><div>BIMFORUM</div><div>GLOBAL</div><div>BIMForum.Global</div></div><div><div>VDCFORUM</div><div>VDCForum.org</div></div></div><div><p>Notes:</p><p>a. LOD 000 does not exist in many LOD definitions. It has been added in the BIMForum Global LOD Specification to address data structures when no model elements existing and to define contact scopes when element at omitted from modeling.</p><p>b. LOD definitions should be defined in the Project Execution Plan's (PEP) Building Information Modeling (BIM) section. These may also be referred to as a BIM Execution Plan (BxP, BEP) on your project.</p><p>c. In the absence of a PEP, BEP, BxP, etc, the LOD definitions shall be per the BIMForum Global LOD Definitions, Reference: BIMForum.Global/LOD</p></div></div>			
<p>Description</p>	See G30		See G30		Specific elevations, sizes, materials		
<p>Associated Masterformat Sections:</p> <p>33 31 00 / 33 33 00 / 33 34 00</p>							
LoD 500							

LoA



[Please Click here to provide feedback to this Version 2024 Public Draft:](#)
Copyright © 2024 by BIMForum Global. All rights reserved. This document is copyrighted under a [Creative Commons Attribution-NonCommercial-NoDerivatives 4.0 International License](#)






LOD	000 ^a	100 ^{b,c}	200 ^{b,c}		300 ^{b,c}	350 ^{b,c}	400 ^{b,c}
	 <div>NO DISTINCT MODEL ELEMENTS EXIST AND NO INFERENCE CAN BE MADE FROM AN OVERALL MASS FOR THESE ELEMENTS AT THIS LOD IN THIS SYSTEM.</div>	 <div>NO DISTINCT MODEL ELEMENTS EXIST BUT INFERENCE ABOUT ELEMENTS CAN BE MADE FROM AN OVERALL MASS AT THIS LOD IN THIS SYSTEM.</div>		<div><div><div><div>BIMFORUM</div><div>GLOBAL</div><div>BIMForum.Global</div></div><div><div>VDCFORUM</div><div>VDCForum.org</div></div></div><div>Notes:<div>a. LOD 000 does not exist in many LOD definitions. It has been added in the BIMForum Global LOD Specification to address data structures when no model elements existing and to define contact scopes when element at omitted from modeling.</div><div>b. LOD definitions should be defined in the Project Execution Plan's (PEP) Building Information Modeling (BIM) section. These may also be referred to as a BIM Execution Plan (BxP, BEP) on your project.</div><div>c. In the absence of a PEP, BEP, BxP, etc, the LOD definitions shall be per the BIMForum Global LOD Definitions, Reference: BIMForum.Global/LOD</div></div></div>			
<div>Description</div> <div>Associated Masterformat Sections:</div> <div>33 39 00 / 33 39 13 / 33 39 23</div>	See G30		Approximate structure types, sizes and materials		Specific structure elements at all locations, specific sizes and materials		
LoD 500							

LoA



[Please Click here to provide feedback to this Version 2024 Public Draft:](#)
Copyright © 2024 by BIMForum Global. All rights reserved. This document is copyrighted under a [Creative Commons Attribution-NonCommercial-NoDerivatives 4.0 International License](#)





LOD	000 ^a	100 ^{b,c}	200 ^{b,c}		300 ^{b,c}	350 ^{b,c}	400 ^{b,c}
	<div><p>NO DISTINCT MODEL ELEMENTS EXIST AND NO INFERENCE CAN BE MADE FROM AN OVERALL MASS FOR THESE ELEMENTS AT THIS LOD IN THIS SYSTEM.</p></div>	<div><p>NO DISTINCT MODEL ELEMENTS EXIST BUT INFERENCE ABOUT ELEMENTS CAN BE MADE FROM AN OVERALL MASS AT THIS LOD IN THIS SYSTEM.</p></div>		<div><div><div><div><div><div>BIMFORUM</div><div>GLOBAL</div><div>BIMForum.Global</div></div></div><div><div>VDCFORUM</div><div>VDCForum.org</div></div></div></div><div><p>Notes:</p><p>a. LOD 000 does not exist in many LOD definitions. It has been added in the BIMForum Global LOD Specification to address data structures when no model elements existing and to define contact scopes when element at omitted from modeling.</p><p>b. LOD definitions should be defined in the Project Execution Plan's (PEP) Building Information Modeling (BIM) section. These may also be referred to as a BIM Execution Plan (BxP, BEP) on your project.</p><p>c. In the absence of a PEP, BEP, BxP, etc, the LOD definitions shall be per the BIMForum Global LOD Definitions, Reference: BIMForum.Global/LOD</p></div></div>			
Description	See G30		See G30				
Associated Masterformat Sections:							
01 89 19							
LoD 500							

LoA






[Please Click here to provide feedback to this Version 2024 Public Draft:](#)
Copyright © 2024 by BIMForum Global. All rights reserved. This document is copyrighted under a [Creative Commons Attribution-NonCommercial-NoDerivatives 4.0 International License](#)



LOD	000 ^a	100 ^{b,c}	200 ^{b,c}		300 ^{b,c}	350 ^{b,c}	400 ^{b,c}
	<div><p>NO DISTINCT MODEL ELEMENTS EXIST AND NO INFERENCE CAN BE MADE FROM AN OVERALL MASS FOR THESE ELEMENTS AT THIS LOD IN THIS SYSTEM.</p></div>	<div><p>NO DISTINCT MODEL ELEMENTS EXIST BUT INFERENCE ABOUT ELEMENTS CAN BE MADE FROM AN OVERALL MASS AT THIS LOD IN THIS SYSTEM.</p></div>		<div><div><div><div><div></div><div></div></div><div><div></div><div></div></div></div><div><div>BIMFORUM</div><div>GLOBAL</div><div>BIMForum.Global</div></div><div><div>VDCFORUM</div><div>VDCForum.org</div></div></div><div><p>Notes:</p><p>a. LOD 000 does not exist in many LOD definitions. It has been added in the BIMForum Global LOD Specification to address data structures when no model elements existing and to define contact scopes when element at omitted from modeling.</p><p>b. LOD definitions should be defined in the Project Execution Plan's (PEP) Building Information Modeling (BIM) section. These may also be referred to as a BIM Execution Plan (BxP, BEP) on your project.</p><p>c. In the absence of a PEP, BEP, BxP, etc, the LOD definitions shall be per the BIMForum Global LOD Definitions, Reference: BIMForum.Global/LOD</p></div></div>			
Description	See G30		See G30				
Associated Masterformat Sections:							
LoD 500							

LoA



LOD	000 ^a	100 ^{b,c}	200 ^{b,c}		300 ^{b,c}	350 ^{b,c}	400 ^{b,c}
	<div><p>NO DISTINCT MODEL ELEMENTS EXIST AND NO INFERENCE CAN BE MADE FROM AN OVERALL MASS FOR THESE ELEMENTS AT THIS LOD IN THIS SYSTEM.</p></div>	<div><p>NO DISTINCT MODEL ELEMENTS EXIST BUT INFERENCE ABOUT ELEMENTS CAN BE MADE FROM AN OVERALL MASS AT THIS LOD IN THIS SYSTEM.</p></div>		<div><div><div><div><div><div>BIMFORUM</div><div>GLOBAL</div><div>BIMForum.Global</div></div></div><div><div>VDCFORUM</div><div>VDCForum.org</div></div></div></div><div><p>Notes:</p><p>a. LOD 000 does not exist in many LOD definitions. It has been added in the BIMForum Global LOD Specification to address data structures when no model elements existing and to define contact scopes when element at omitted from modeling.</p><p>b. LOD definitions should be defined in the Project Execution Plan's (PEP) Building Information Modeling (BIM) section. These may also be referred to as a BIM Execution Plan (BxP, BEP) on your project.</p><p>c. In the absence of a PEP, BEP, BxP, etc, the LOD definitions shall be per the BIMForum Global LOD Definitions, Reference: BIMForum.Global/LOD</p></div></div>			
Description	See G30		See G30				
Associated Masterformat Sections:							
LoD 500							

LoA



[Please Click here to provide feedback to this Version 2024 Public Draft:](#)
Copyright © 2024 by BIMForum Global. All rights reserved. This document is copyrighted under a [Creative Commons Attribution-NonCommercial-NoDerivatives 4.0 International License](#)



LOD	000 ^a	100 ^{b,c}	200 ^{b,c}		300 ^{b,c}	350 ^{b,c}	400 ^{b,c}
	 <p>NO DISTINCT MODEL ELEMENTS EXIST AND NO INFERENCE CAN BE MADE FROM AN OVERALL MASS FOR THESE ELEMENTS AT THIS LOD IN THIS SYSTEM.</p>	 <p>NO DISTINCT MODEL ELEMENTS EXIST BUT INFERENCE ABOUT ELEMENTS CAN BE MADE FROM AN OVERALL MASS AT THIS LOD IN THIS SYSTEM.</p>		<div><div><div><div>BIMFORUM</div><div>GLOBAL</div><div>BIMForum.Global</div></div><div><div>VDCFORUM</div><div>VDCForum.org</div></div></div><div><p>Notes:</p><p>a. LOD 000 does not exist in many LOD definitions. It has been added in the BIMForum Global LOD Specification to address data structures when no model elements existing and to define contact scopes when element at omitted from modeling.</p><p>b. LOD definitions should be defined in the Project Execution Plan's (PEP) Building Information Modeling (BIM) section. These may also be referred to as a BIM Execution Plan (BxP, BEP) on your project.</p><p>c. In the absence of a PEP, BEP, BxP, etc, the LOD definitions shall be per the BIMForum Global LOD Definitions, Reference: BIMForum.Global/LOD</p></div></div>			
<p>Description</p> <p>Associated Masterformat Sections:</p> <p>01 89 26</p>	<p>Diagrammatic or schematic model elements:</p> <p>Conceptual and/or schematic layout;</p> <p>Design performance parameters as defined in the BXP to be associated with model elements as non-graphic information.</p>						
LoD 500							



LoA





[Please Click here to provide feedback to this Version 2024 Public Draft:](#)
Copyright © 2024 by BIMForum Global. All rights reserved. This document is copyrighted under a [Creative Commons Attribution-NonCommercial-NoDerivatives 4.0 International License](#)



LoA

LOD	000 ^a	100 ^{b,c}	200 ^{b,c}		300 ^{b,c}	350 ^{b,c}	400 ^{b,c}
	<div></div> <div>NO DISTINCT MODEL ELEMENTS EXIST AND NO INFERENCE CAN BE MADE FROM AN OVERALL MASS FOR THESE ELEMENTS AT THIS LOD IN THIS SYSTEM.</div>	<div></div> <div>NO DISTINCT MODEL ELEMENTS EXIST BUT INFERENCE ABOUT ELEMENTS CAN BE MADE FROM AN OVERALL MASS AT THIS LOD IN THIS SYSTEM.</div>		<div><div><div><div>BIMFORUM</div><div>GLOBAL</div><div>BIMForum.Global</div></div><div><div>VDCFORUM</div><div>VDCForum.org</div></div></div><div>Notes: a. LOD 000 does not exist in many LOD definitions. It has been added in the BIMForum Global LOD Specification to address data structures when no model elements existing and to define contact scopes when element at omitted from modeling. b. LOD definitions should be defined in the Project Execution Plan's (PEP) Building Information Modeling (BIM) section. These may also be referred to as a BIM Execution Plan (BxP, BEP) on your project. c. In the absence of a PEP, BEP, BxP, etc, the LOD definitions shall be per the BIMForum Global LOD Definitions, Reference: BIMForum.Global/LOD</div></div>			
<div>Description</div> <div>Associated Masterformat Sections:</div> <div>26 56 29</div>	See G40		<div>Generic elements in schematic layout with:</div> <div>Approximate size, shape, and location of equipment;</div> <div>Approximate access/code clearance requirements modeled;</div> <div>Design performance parameters as defined in the BXP to be associated with model elements as non-graphic information.</div>		<div>Modeled as design-specified size, shape, spacing, and location of lighting fixtures.</div> <div>Approximate allowances for spacing and clearances required for all specified hangers, supports and seismic control.</div> <div>Required pole bases and footing elements.</div> <div>Access/code clearance requirements modeled.</div>	<div>Modeled as actual size, shape, spacing, and location of raceways, boxes, and enclosures in the power distribution system.</div> <div>Size, shape, spacing, and location for supports and seismic control; Size, shape, location, and connections of equipment and support structure or pads.</div> <div>Floor and wall penetration elements are modeled.</div> <div>Actual access/code clearance requirements modeled.</div>	<div>Supplementary components added to the model required for fabrication and field installation.</div>
LoD 500							

LoA



LOD	000 ^a	100 ^{b,c}	200 ^{b,c}		300 ^{b,c}	350 ^{b,c}	400 ^{b,c}
	 <p>NO DISTINCT MODEL ELEMENTS EXIST AND NO INFERENCE CAN BE MADE FROM AN OVERALL MASS FOR THESE ELEMENTS AT THIS LOD IN THIS SYSTEM.</p>	 <p>NO DISTINCT MODEL ELEMENTS EXIST BUT INFERENCE ABOUT ELEMENTS CAN BE MADE FROM AN OVERALL MASS AT THIS LOD IN THIS SYSTEM.</p>		<div><div><div><div>BIMFORUM</div><div>GLOBAL</div><div>BIMForum.Global</div></div><div><div>VDCFORUM</div><div>VDCForum.org</div></div></div><div><p>Notes:</p><p>a. LOD 000 does not exist in many LOD definitions. It has been added in the BIMForum Global LOD Specification to address data structures when no model elements existing and to define contact scopes when element at omitted from modeling.</p><p>b. LOD definitions should be defined in the Project Execution Plan's (PEP) Building Information Modeling (BIM) section. These may also be referred to as a BIM Execution Plan (BxP, BEP) on your project.</p><p>c. In the absence of a PEP, BEP, BxP, etc, the LOD definitions shall be per the BIMForum Global LOD Definitions, Reference: BIMForum.Global/LOD</p></div></div>			
<p>Description</p> <p>Associated Masterformat Sections:</p>	<p>Diagrammatic or schematic model elements:</p> <p>Conceptual and/or schematic layout;</p> <p>Design performance parameters as defined in the BXP to be associated with model elements as non-graphic information.</p>						
LoD 500							

LoA



[Please Click here to provide feedback to this Version 2024 Public Draft:](#)
Copyright © 2024 by BIMForum Global. All rights reserved. This document is copyrighted under a [Creative Commons Attribution-NonCommercial-NoDerivatives 4.0 International License](#)





LOD	000 ^a	100 ^{b,c}	200 ^{b,c}		300 ^{b,c}	350 ^{b,c}	400 ^{b,c}
	 <p>NO DISTINCT MODEL ELEMENTS EXIST AND NO INFERENCE CAN BE MADE FROM AN OVERALL MASS FOR THESE ELEMENTS AT THIS LOD IN THIS SYSTEM.</p>	 <p>NO DISTINCT MODEL ELEMENTS EXIST BUT INFERENCE ABOUT ELEMENTS CAN BE MADE FROM AN OVERALL MASS AT THIS LOD IN THIS SYSTEM.</p>		<div><div><div><div><div></div><div></div></div><div><div></div><div></div></div></div><div><div></div><div></div></div><div><div></div><div></div></div></div><div>BIMFORUM GLOBAL BIMForum.Global</div><div>VDCFORUM VDCForum.org</div></div> <p>Notes: a. LOD 000 does not exist in many LOD definitions. It has been added in the BIMForum Global LOD Specification to address data structures when no model elements existing and to define contact scopes when element at omitted from modeling. b. LOD definitions should be defined in the Project Execution Plan's (PEP) Building Information Modeling (BIM) section. These may also be referred to as a BIM Execution Plan (BxP, BEP) on your project. c. In the absence of a PEP, BEP, BxP, etc, the LOD definitions shall be per the BIMForum Global LOD Definitions, Reference: BIMForum.Global/LOD</p>			
<p>Description</p> <p>Associated Masterformat Sections:</p> <p>33 80 00</p>	See G50		<p>Generic elements in a schematic layout with:</p> <p>approximate size, shape, and location of equipment;</p> <p>approximate access/code clearance requirements modeled;</p> <p>design performance parameters as defined in the BXP to be associated with model elements as non-graphic information.</p>		<p>Modeled as design-specified size, shape, spacing, and location of raceways, boxes, and enclosures in the power distribution system.</p> <p>Size, shape, spacing, and location of equipment and associated components.</p> <p>Approximate allowances for spacing and clearances required for all specified hangers, supports and seismic control.</p> <p>Access/code clearance requirements modeled.</p>	<p>Modeled as actual size, shape, spacing, and location of raceways, boxes, and enclosures in the power distribution system; size, shape, spacing, and location for supports and seismic control.</p> <p>Size, shape, location, and connections of equipment and support structure or pads.</p> <p>Floor and wall penetration elements are modeled.</p> <p>Actual access/code clearance requirements modeled.</p>	<p>Supplementary components added to the model required for fabrication and field installation.</p>
LoD 500							

LoA

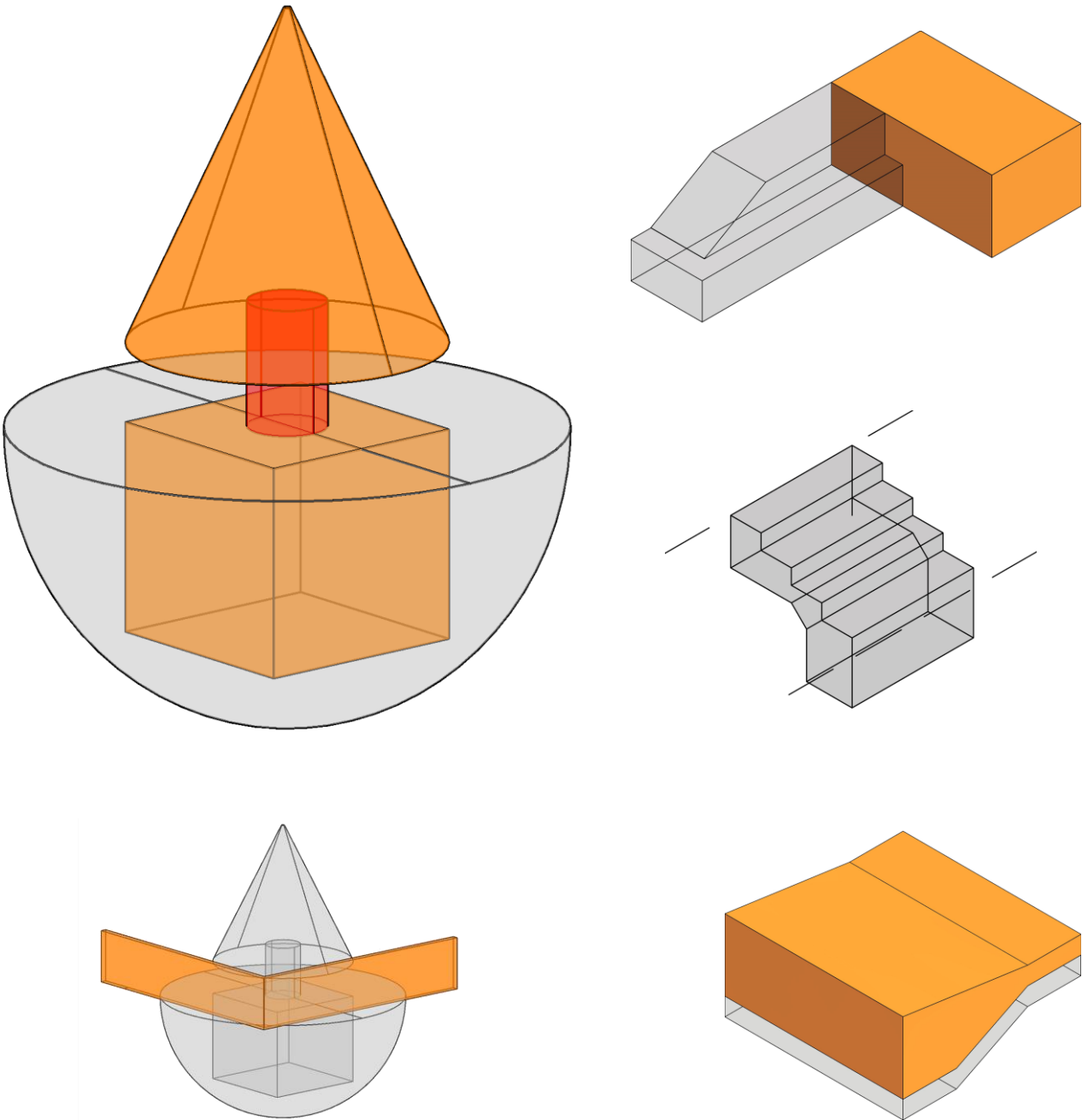


[Please Click here to provide feedback to this Version 2024 Public Draft:](#)
Copyright © 2024 by BIMForum Global. All rights reserved. This document is copyrighted under a [Creative Commons Attribution-NonCommercial-NoDerivatives 4.0 International License](#)



LOD	000 ^a	100 ^{b,c}	200 ^{b,c}	<div><div><div><div>BIMFORUM</div><div>GLOBAL</div><div>BIMForum.Global</div></div><div><div>VDCFORUM</div><div>VDCForum.org</div></div></div><div>Notes: a. LOD 000 does not exist in many LOD definitions. It has been added in the BIMForum Global LOD Specification to address data structures when no model elements existing and to define contact scopes when element at omitted from modeling. b. LOD definitions should be defined in the Project Execution Plan's (PEP) Building Information Modeling (BIM) section. These may also be referred to as a BIM Execution Plan (BxP, BEP) on your project. c. In the absence of a PEP, BEP, BxP, etc, the LOD definitions shall be per the BIMForum Global LOD Definitions, Reference: BIMForum.Global/LOD</div></div>	300 ^{b,c}	350 ^{b,c}	400 ^{b,c}
	<div><p>NO DISTINCT MODEL ELEMENTS EXIST AND NO INFERENCE CAN BE MADE FROM AN OVERALL MASS FOR THESE ELEMENTS AT THIS LOD IN THIS SYSTEM.</p></div>	<div><p>NO DISTINCT MODEL ELEMENTS EXIST BUT INFERENCE ABOUT ELEMENTS CAN BE MADE FROM AN OVERALL MASS AT THIS LOD IN THIS SYSTEM.</p></div>					
<div><div>Description</div><div>Associated Masterformat Sections: 31 06 20.13 / 31 23 16.13 / 31 23 33 / 31 35 26.23 / 31 41 33 / 31 77 13 / 33 05 07.53</div></div>	<div>Assumptions for trenches are included in other modeled elements such as foundations, civil piping and duct banks, etc.</div>		<div>Assumptions for trenches are included in other modeled elements such as foundations, civil piping and duct banks, etc.</div>	<div>Elements are modeled to represent the required size and shape for temporary trenching to accommodate the installation of model elements. Element modeling to include: 1. Overall size and geometry of the trench 2. loping surfaces</div>	<div>Element modeling to include: 1. Thrust block or underground reinforcements.</div>		
LoD 500							

LoA





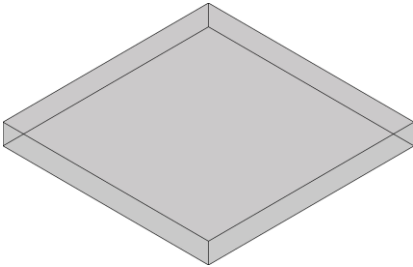
LoD 500

Site Landscape Elements



[Please Click here to provide feedback to this Version 2024 Public Draft:](#)
Copyright © 2024 by BIMForum Global. All rights reserved. This document is copyrighted under a [Creative Commons Attribution-NonCommercial-NoDerivatives 4.0 International License](#)



LOD	000 ^a	100 ^{b,c}	200 ^{b,c}
	 <p>NO DISTINCT MODEL ELEMENTS EXIST AND NO INFERENCE CAN BE MADE FROM AN OVERALL MASS FOR THESE ELEMENTS AT THIS LOD IN THIS SYSTEM.</p>	 <p>NO DISTINCT MODEL ELEMENTS EXIST BUT INFERENCE ABOUT ELEMENTS CAN BE MADE FROM AN OVERALL MASS AT THIS LOD IN THIS SYSTEM.</p>	
Description			Full plan extent. Nominal thickness of buildup
Associated Masterformat Sections:			
LoD 500			

BIMFORUM

GLOBAL

[BIMForum.Global](#)

VDCFORUM

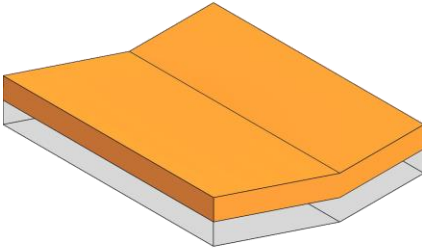
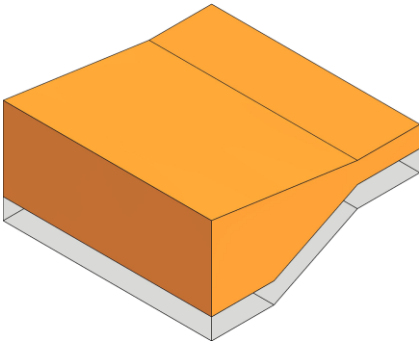
[VDCForum.org](#)

Notes:

a. LOD 000 does not exist in many LOD definitions. It has been added in the BIMForum Global LOD Specification to address data structures when no model elements existing and to define contact scopes when element at omitted from modeling.



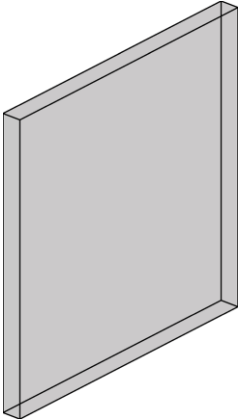
b. LOD definitions should be defined in the Project Execution Plan's (PEP) Building Information Modeling (BIM) section. These may also be referred to as a BIM Execution Plan (BxP, BEP) on your project.

c. In the absence of a PEP, BEP, BxP, etc, the LOD definitions shall be per the BIMForum Global LOD Definitions, Reference: [BIMForum.Global/LOD](#)

300 ^{b,c}	350 ^{b,c}	400 ^{b,c}
		
Actual thickness of build up Grading information (points and edges) 2D pattern of joints	Slab or thickened edges Rough openings 3D expansion joints that interface with other elements	All joints

LoA

LoA

LOD	000 ^a	100 ^{b,c}	200 ^{b,c}
	 <p>NO DISTINCT MODEL ELEMENTS EXIST AND NO INFERENCE CAN BE MADE FROM AN OVERALL MASS FOR THESE ELEMENTS AT THIS LOD IN THIS SYSTEM.</p>	 <p>NO DISTINCT MODEL ELEMENTS EXIST BUT INFERENCE ABOUT ELEMENTS CAN BE MADE FROM AN OVERALL MASS AT THIS LOD IN THIS SYSTEM.</p>	
Description			Full plan extents
Associated Masterformat Sections:			
LoD 500			



BIMForum.Global



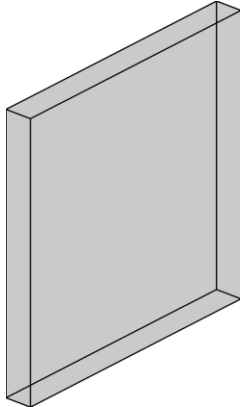
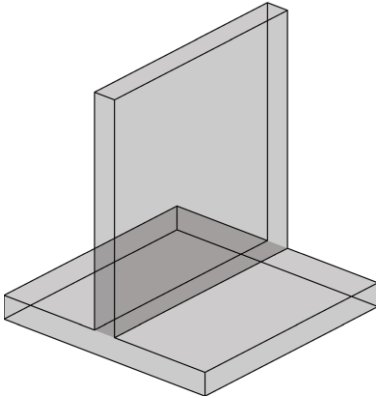
VDCForum.org

Notes:

a. LOD 000 does not exist in many LOD definitions. It has been added in the BIMForum Global LOD Specification to address data structures when no model elements existing and to define contact scopes when element at omitted from modeling.

b. LOD definitions should be defined in the Project Execution Plan's (PEP) Building Information Modeling (BIM) section. These may also be referred to as a BIM Execution Plan (BxP, BEP) on your project.

c. In the absence of a PEP, BEP, BxP, etc, the LOD definitions shall be per the BIMForum Global LOD Definitions, Reference: [BIMForum.Global/LOD](https://www.bimforum.org/global/LOD)



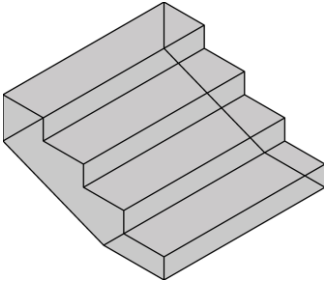
300 ^{b,c}	350 ^{b,c}	400 ^{b,c}
		
Full profile/thickness of wall. Finish grade (top) Full depth	All material layers/buildup Footing	Joints Reinforcing
<div>CIP = SEE CONCRETE WALLS PC = SEE PRECAST MASONRY = SEE UNIT MASONTRY</div>		

LoA



Please Click here to provide feedback to this Version 2024 Public Draft:
Copyright © 2024 by BIMForum Global. All rights reserved. This document is copyrighted under a [Creative Commons Attribution-NonCommercial-NoDerivatives 4.0 International License](https://creativecommons.org/licenses/by-nc-nd/4.0/)



LOD	000 ^a	100 ^{b,c}	200 ^{b,c}
	<div><p>NO DISTINCT MODEL ELEMENTS EXIST AND NO INFERENCE CAN BE MADE FROM AN OVERALL MASS FOR THESE ELEMENTS AT THIS LOD IN THIS SYSTEM.</p></div>	<div><p>NO DISTINCT MODEL ELEMENTS EXIST BUT INFERENCE ABOUT ELEMENTS CAN BE MADE FROM AN OVERALL MASS AT THIS LOD IN THIS SYSTEM.</p></div>	<div></div>
Description			Full plan extents
Associated Masterformat Sections:			



BIMForum.Global



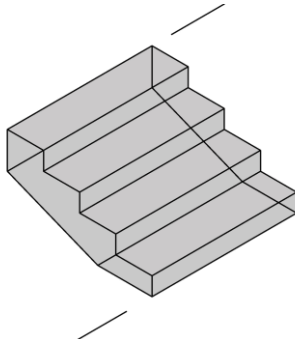
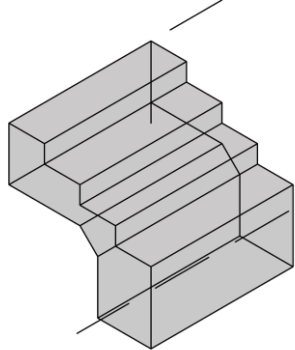
VDCForum.org

Notes:

a. LOD 000 does not exist in many LOD definitions. It has been added in the BIMForum Global LOD Specification to address data structures when no model elements existing and to define contact scopes when element at omitted from modeling.

b. LOD definitions should be defined in the Project Execution Plan's (PEP) Building Information Modeling (BIM) section. These may also be referred to as a BIM Execution Plan (BxP, BEP) on your project.

c. In the absence of a PEP, BEP, BxP, etc, the LOD definitions shall be per the BIMForum Global LOD Definitions, Reference: [BIMForum.Global/LOD](https://www.bimforum.org/global/LOD)

300 ^{b,c}	350 ^{b,c}	400 ^{b,c}
<div></div>	<div></div>	
<div>Stair is accurately graded at top and bottom</div> <div>Nosing (taper) is included</div>	<div>Thickened edges and/or footings</div>	<div>Additional profile and nosing details</div> <div>Dowels and reinforcing</div>

RERER TO STAIRS FOR ADDITIONAL INFORMATION
300 base line for accessibility review.



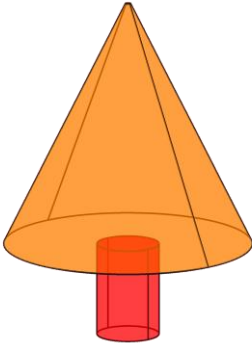
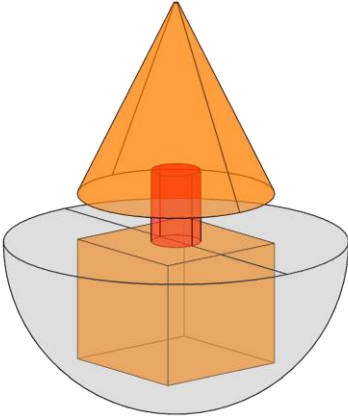
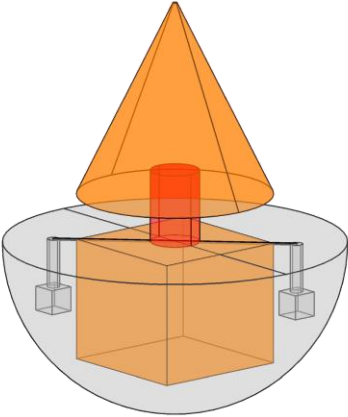
LoD 500

LoA





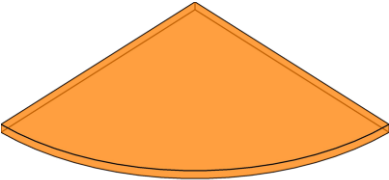

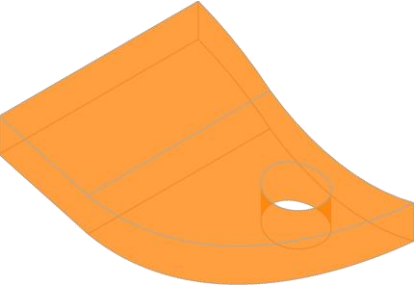
[Please Click here to provide feedback to this Version 2024 Public Draft:](#)
Copyright © 2024 by BIMForum Global. All rights reserved. This document is copyrighted under a [Creative Commons Attribution-NonCommercial-NoDerivatives 4.0 International License](#)



LOD	000 ^a	100 ^{b,c}	200 ^{b,c}	<div><div><div>BIMFORUM</div><div>GLOBAL</div><div>BIMForum.Global</div></div><div><div>VDCFORUM</div><div>VDCForum.org</div></div></div>	300 ^{b,c}	350 ^{b,c}	400 ^{b,c}
	<div><p>NO DISTINCT MODEL ELEMENTS EXIST AND NO INFERENCE CAN BE MADE FROM AN OVERALL MASS FOR THESE ELEMENTS AT THIS LOD IN THIS SYSTEM.</p></div>	<div><p>NO DISTINCT MODEL ELEMENTS EXIST BUT INFERENCE ABOUT ELEMENTS CAN BE MADE FROM AN OVERALL MASS AT THIS LOD IN THIS SYSTEM.</p></div>	<div></div>	<div><div><div>Notes:</div><div>a. LOD 000 does not exist in many LOD definitions. It has been added in the BIMForum Global LOD Specification to address data structures when no model elements existing and to define contact scopes when element at omitted from modeling.</div><div>b. LOD definitions should be defined in the Project Execution Plan's (PEP) Building Information Modeling (BIM)</div></div></div>	<div></div>	<div></div>	
Description			Tree location is shown		Location of tree is accurate	Staking and/or guying	
Associated Masterformat Sections:					3D root ball and clear zone for hole (at installation)	Canopy clearances at maturity (for clash detection)	
					Canopy shape/ size at maturity (75-100% height) (for design and visualization BIM Use)		
	Visualization:						
	Growth Planning:						
				Reference: BIMForum.Global/LOD			
LoD 500							

LoA





LOD	000 ^a	100 ^{b,c}	200 ^{b,c}	<div><div><div>BIMFORUM</div><div>GLOBAL</div><div>BIMForum.Global</div></div><div><div>VDCFORUM</div><div>VDCForum.org</div></div></div>	300 ^{b,c}	350 ^{b,c}	400 ^{b,c}
	<div><p>NO DISTINCT MODEL ELEMENTS EXIST AND NO INFERENCE CAN BE MADE FROM AN OVERALL MASS FOR THESE ELEMENTS AT THIS LOD IN THIS SYSTEM.</p></div>	<div><p>NO DISTINCT MODEL ELEMENTS EXIST BUT INFERENCE ABOUT ELEMENTS CAN BE MADE FROM AN OVERALL MASS AT THIS LOD IN THIS SYSTEM.</p></div>	<div></div>	<div><div>Notes:</div><div>a. LOD 000 does not exist in many LOD definitions. It has been added in the BIMForum Global LOD Specification to address data structures when no model elements existing and to define contact scopes when element at omitted from modeling.</div><div>b. LOD definitions should be defined in the Project Execution Plan's (PEP) Building Information Modeling (BIM)</div></div>	<div></div>	<div></div>	
<div>Description</div> <div>Associated Masterformat Sections:</div>			<div>Larger mass, zones, or areas.</div> <div>May be flat or not 3D form.</div>		<div>All areas are separated by distinct species or mix</div> <div>3D form that follow grade (mass or individual plants)</div>	<div>Clear zones around trees</div> <div>Individual plants may be shown, though exact location is approx.</div> <div>Root or container element shown for smaller plants or included in thickness for massed areas</div>	<div>All individual plants are shown</div> <div>Location is exact for install</div>
	<div>Visualization:</div>						
	<div>Growth Planning:</div>					<div>Installed size (boxed size)</div> <div>Mature size</div>	<div>Installed size (boxed size)</div> <div>Mature size</div>
				<div>Reference:</div> <div>BIMForum.Global/LOD</div>			
LoD 500							

LoA



Please Click here to provide feedback to this Version 2024 Public Draft:
Copyright © 2024 by BIMForum Global. All rights reserved. This document is copyrighted under a Creative Commons Attribution-NonCommercial-NoDerivatives 4.0 International License





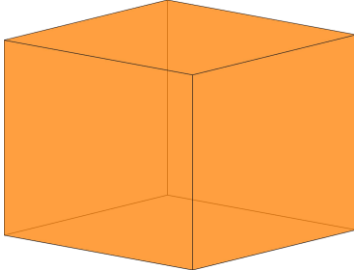
LOD	000 ^a	100 ^{b,c}	200 ^{b,c}	<div><div><div><div>BIMFORUM</div><div>GLOBAL</div><div>BIMForum.Global</div></div><div><div>VDCFORUM</div><div>VDCForum.org</div></div></div><div><div>Notes:</div><div>a. LOD 000 does not exist in many LOD definitions. It has been added in the BIMForum Global LOD Specification to address data structures when no model elements existing and to define contact scopes when element at omitted from modeling.</div><div>b. LOD definitions should be defined in the Project Execution Plan's (PEP) Building Information Modeling (BIM) section. These may also be referred to as a BIM Execution Plan (BxP, BEP) on your project.</div><div>c. In the absence of a PEP, BEP, BxP, etc, the LOD definitions shall be per the BIMForum Global LOD Definitions, Reference: BIMForum.Global/LOD</div></div></div>	300 ^{b,c}	350 ^{b,c}	400 ^{b,c}
	<div><p>NO DISTINCT MODEL ELEMENTS EXIST AND NO INFERENCE CAN BE MADE FROM AN OVERALL MASS FOR THESE ELEMENTS AT THIS LOD IN THIS SYSTEM.</p></div>	<div><p>NO DISTINCT MODEL ELEMENTS EXIST BUT INFERENCE ABOUT ELEMENTS CAN BE MADE FROM AN OVERALL MASS AT THIS LOD IN THIS SYSTEM.</p></div>					
<div><div>Description</div><div>Associated Masterformat Sections:</div></div>			<div>Turf and seeding areas are shown. Areas may be flat or not represented as 3D elements</div>		<div>All areas are separated by distinct species or mix Areas or masses follow the grading surface</div>	<div>Root system is accounted for within the depth of the massing element.</div>	
LoD 500							

LoA



[Please Click here to provide feedback to this Version 2024 Public Draft:](#)
Copyright © 2024 by BIMForum Global. All rights reserved. This document is copyrighted under a [Creative Commons Attribution-NonCommercial-NoDerivatives 4.0 International License](#)



LOD	000 ^a	100 ^{b,c}	200 ^{b,c}
	<div><p>NO DISTINCT MODEL ELEMENTS EXIST AND NO INFERENCE CAN BE MADE FROM AN OVERALL MASS FOR THESE ELEMENTS AT THIS LOD IN THIS SYSTEM.</p></div>	<div><p>NO DISTINCT MODEL ELEMENTS EXIST BUT INFERENCE ABOUT ELEMENTS CAN BE MADE FROM AN OVERALL MASS AT THIS LOD IN THIS SYSTEM.</p></div>	<div></div>
Description			Full plant extents Nominal thickness of build up
Associated Masterformat Sections:			
LoD 500			

BIMFORUM

GLOBAL

BIMForum.Global

VDCFORUM

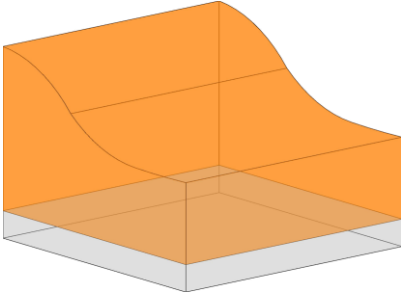
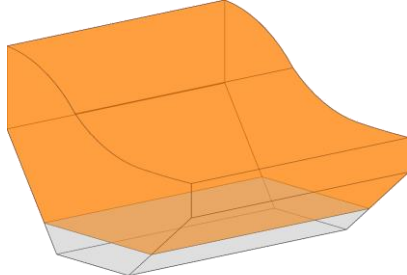
VDCForum.org

Notes:




a. LOD 000 does not exist in many LOD definitions. It has been added in the BIMForum Global LOD Specification to address data structures when no model elements existing and to define contact scopes when element at omitted from modeling.

b. LOD definitions should be defined in the Project Execution Plan's (PEP) Building Information Modeling (BIM) section. These may also be referred to as a BIM Execution Plan (BxP, BEP) on your project.

c. In the absence of a PEP, BEP, BxP, etc, the LOD definitions shall be per the BIMForum Global LOD Definitions, Reference: [BIMForum.Global/LOD](#)

300 ^{b,c}	350 ^{b,c}	400 ^{b,c}
<div></div>	<div></div>	
Accurate finish grade Actual thickness of buildup, including varying bottom slope(s)	Tapered edges	
LoD 500		

LoA

LOD	000 ^a	100 ^{b,c}	200 ^{b,c}
	<div><p>NO DISTINCT MODEL ELEMENTS EXIST AND NO INFERENCE CAN BE MADE FROM AN OVERALL MASS FOR THESE ELEMENTS AT THIS LOD IN THIS SYSTEM.</p></div>	<div><p>NO DISTINCT MODEL ELEMENTS EXIST BUT INFERENCE ABOUT ELEMENTS CAN BE MADE FROM AN OVERALL MASS AT THIS LOD IN THIS SYSTEM.</p></div>	<div></div>
Description			Schematic single line layout with approximate size, shape, and location of mainline.
Associated Masterformat Sections:			
LoD 500			

BIMFORUM

GLOBAL

BIMForum.Global

VDCFORUM

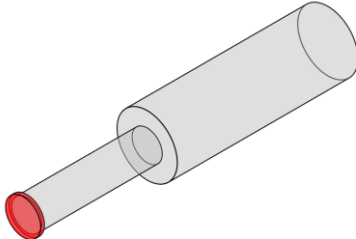
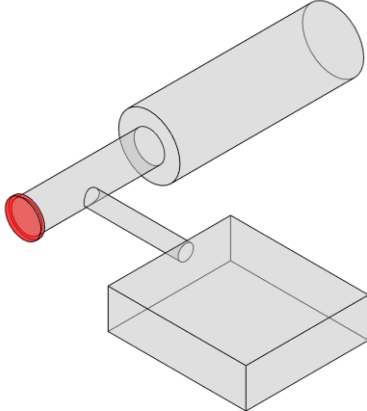
VDCForum.org

Notes:

a. LOD 000 does not exist in many LOD definitions. It has been added in the BIMForum Global LOD Specification to address data structures when no model elements existing and to define contact scopes when element at omitted from modeling.

b. LOD definitions should be defined in the Project Execution Plan's (PEP) Building Information Modeling (BIM) section. These may also be referred to as a BIM Execution Plan (BxP, BEP) on your project.

c. In the absence of a PEP, BEP, BxP, etc, the LOD definitions shall be per the BIMForum Global LOD Definitions, Reference: [BIMForum.Global/LOD](#)

300 ^{b,c}	350 ^{b,c}	400 ^{b,c}
<div></div>	<div></div>	
<p>Accurate mainline and point of connection (POC)</p> <p>All fittings (valves, sprinkler heads, etc) are shown, though may be schematic and not fully sized on laterals</p> <p>Drip areas designated in plan</p>	<p>Mainline sleeving</p> <p>Drip lines, may be delineated as massing/area element at specified elevation (in 3d model)</p> <p>Lateral lines and sleeving are modeled as design-specified size and location</p>	<p>Modeled as actual construction elements</p> <p>Actual size, shape, spacing, and location/connections of pipe, valves, fittings, and sleeves</p>





LoA



[Please Click here to provide feedback to this Version 2024 Public Draft:](#)
Copyright © 2024 by BIMForum Global. All rights reserved. This document is copyrighted under a [Creative Commons Attribution-NonCommercial-NoDerivatives 4.0 International License](#)



LoA

LOD	000 ^a	100 ^{b,c}	200 ^{b,c}		300 ^{b,c}	350 ^{b,c}	400 ^{b,c}
	<div><p>NO DISTINCT MODEL ELEMENTS EXIST AND NO INFERENCE CAN BE MADE FROM AN OVERALL MASS FOR THESE ELEMENTS AT THIS LOD IN THIS SYSTEM.</p></div>	<div><p>NO DISTINCT MODEL ELEMENTS EXIST BUT INFERENCE ABOUT ELEMENTS CAN BE MADE FROM AN OVERALL MASS AT THIS LOD IN THIS SYSTEM.</p></div>		<div><div><div><div>BIMFORUM GLOBAL</div><div>BIMForum.Global</div></div><div><div>VDCFORUM</div><div>VDCForum.org</div></div></div><div><p>Notes:</p><p>a. LOD 000 does not exist in many LOD definitions. It has been added in the BIMForum Global LOD Specification to address data structures when no model elements existing and to define contact scopes when element at omitted from modeling.</p><p>b. LOD definitions should be defined in the Project Execution Plan's (PEP) Building Information Modeling (BIM) section. These may also be referred to as a BIM Execution Plan (BxP, BEP) on your project.</p><p>c. In the absence of a PEP, BEP, BxP, etc, the LOD definitions shall be per the BIMForum Global LOD Definitions, Reference: BIMForum.Global/LOD</p></div></div>			
<p>Description</p>	See G20		See G20		Element modeling to include:	Element modeling to include:	Element modeling to include:
<p>Associated Masterformat Sections:</p> <p>01 89 16</p>					<div><div>1. Overall size and geometry of all elements</div><div>2. Crossfalls & drainage slopes</div></div>	<div><div>1. Fences detailed geometry Including footings</div><div>3. Fall zones</div><div>4. Materials</div></div>	<div><div>1. Subsurface structure including thickness, material,...</div><div>2. Line marking</div><div>3. Accurate materials and finishes (colored concrete,...)</div></div>
LoD 500							

LoA





[Please Click here to provide feedback to this Version 2024 Public Draft:](#)
Copyright © 2024 by BIMForum Global. All rights reserved. This document is copyrighted under a [Creative Commons Attribution-NonCommercial-NoDerivatives 4.0 International License](#)



SITE ELEMENTS

LoD 500





LOD	000 ^a	100 ^{b,c}	200 ^{b,c}		300 ^{b,c}	350 ^{b,c}	400 ^{b,c}
	<div></div> <div>NO DISTINCT MODEL ELEMENTS EXIST AND NO INFERENCE CAN BE MADE FROM AN OVERALL MASS FOR THESE ELEMENTS AT THIS LOD IN THIS SYSTEM.</div>	<div></div> <div>NO DISTINCT MODEL ELEMENTS EXIST BUT INFERENCE ABOUT ELEMENTS CAN BE MADE FROM AN OVERALL MASS AT THIS LOD IN THIS SYSTEM.</div>		<div><div><div><div>BIMFORUM</div><div>GLOBAL</div><div>BIMForum.Global</div></div><div><div>VDCFORUM</div><div>VDCForum.org</div></div></div><div>Notes: a. LOD 000 does not exist in many LOD definitions. It has been added in the BIMForum Global LOD Specification to address data structures when no model elements existing and to define contact scopes when element at omitted from modeling. b. LOD definitions should be defined in the Project Execution Plan's (PEP) Building Information Modeling (BIM) section. These may also be referred to as a BIM Execution Plan (BxP, BEP) on your project. c. In the absence of a PEP, BEP, BxP, etc, the LOD definitions shall be per the BIMForum Global LOD Definitions, Reference: BIMForum.Global/LOD</div></div>			
<div>Description</div> <div>Associated Masterformat Sections:</div>	<div>Diagrammatic or schematic model elements:</div> <div>1. Conceptual and/or schematic layout;</div>		<div>Generic elements in schematic layout with:</div> <div>1. approximate size and location;</div> <div>2. approximate access/code clearance requirements modeled.</div>		<div>Modeled as design-specified size, shape, spacing, and location of decking, stairs, ramps.</div> <div>Access/code clearance requirements modeled.</div>	<div>Modeled as actual size, shape, spacing, and location of decking, stairs, ramps.</div> <div>Actual size, shape, spacing, and location for supports and seismic control.</div> <div>Actual access/code clearance requirements modeled.</div>	<div>Supplementary components added to the model required for field installation.</div>
LoD 500							

LoA





[Please Click here to provide feedback to this Version 2024 Public Draft:](#)
Copyright © 2024 by BIMForum Global. All rights reserved. This document is copyrighted under a [Creative Commons Attribution-NonCommercial-NoDerivatives 4.0 International License](#)







LOD	000 ^a	100 ^{b,c}	200 ^{b,c}		300 ^{b,c}	350 ^{b,c}	400 ^{b,c}
	<div><p>NO DISTINCT MODEL ELEMENTS EXIST AND NO INFERENCE CAN BE MADE FROM AN OVERALL MASS FOR THESE ELEMENTS AT THIS LOD IN THIS SYSTEM.</p></div>	<div><p>NO DISTINCT MODEL ELEMENTS EXIST BUT INFERENCE ABOUT ELEMENTS CAN BE MADE FROM AN OVERALL MASS AT THIS LOD IN THIS SYSTEM.</p></div>		<div><div><div><div>BIMFORUM</div><div>GLOBAL</div><div>BIMForum.Global</div></div><div><div>VDCFORUM</div><div>VDCForum.org</div></div></div><div><p>Notes:</p><p>a. LOD 000 does not exist in many LOD definitions. It has been added in the BIMForum Global LOD Specification to address data structures when no model elements existing and to define contact scopes when element at omitted from modeling.</p><p>b. LOD definitions should be defined in the Project Execution Plan's (PEP) Building Information Modeling (BIM) section. These may also be referred to as a BIM Execution Plan (BxP, BEP) on your project.</p><p>c. In the absence of a PEP, BEP, BxP, etc, the LOD definitions shall be per the BIMForum Global LOD Definitions, Reference: BIMForum.Global/LOD</p></div></div>			
<div><div>Description</div><div>Associated Masterformat Sections:</div></div>	<div><p>Diagrammatic or schematic model elements:</p><p>1. Conceptual and/or schematic layout;</p></div>		<div><p>Generic elements in schematic layout with:</p><p>1. Approximate size, shape, and location of equipment;</p><p>2. Approximate access/code clearance requirements modeled;</p><p>3. Design performance parameters as defined in the BXP to be associated with model elements as non-graphic information.</p></div>		<div><p>Modeled as design-specified size, shape, spacing, and location of temporary lighting fixtures.</p><p>Allowances for spacing and clearances for service/maintenance and code clearance requirements modeled.</p></div>	<div><p>Modeled as actual size, shape, spacing, and location of lighting fixtures.</p><p>Actual access/code clearance requirements modeled.</p></div>	
LoD 500							

LoA

LOD	000 ^a	100 ^{b,c}	200 ^{b,c}		300 ^{b,c}	350 ^{b,c}	400 ^{b,c}
	<div></div> <div>NO DISTINCT MODEL ELEMENTS EXIST AND NO INFERENCE CAN BE MADE FROM AN OVERALL MASS FOR THESE ELEMENTS AT THIS LOD IN THIS SYSTEM.</div>	<div></div> <div>NO DISTINCT MODEL ELEMENTS EXIST BUT INFERENCE ABOUT ELEMENTS CAN BE MADE FROM AN OVERALL MASS AT THIS LOD IN THIS SYSTEM.</div>		<div><div><div><div>BIMFORUM</div><div>GLOBAL</div><div>BIMForum.Global</div></div><div><div>VDCFORUM</div><div>VDCForum.org</div></div></div><div>Notes: a. LOD 000 does not exist in many LOD definitions. It has been added in the BIMForum Global LOD Specification to address data structures when no model elements existing and to define contact scopes when element at omitted from modeling. b. LOD definitions should be defined in the Project Execution Plan's (PEP) Building Information Modeling (BIM) section. These may also be referred to as a BIM Execution Plan (BxP, BEP) on your project. c. In the absence of a PEP, BEP, BxP, etc, the LOD definitions shall be per the BIMForum Global LOD Definitions, Reference: BIMForum.Global/LOD</div></div>			
<div>Description</div> <div>Associated Masterformat Sections:</div>	<div>Diagrammatic or schematic model elements:</div> <div>1. Conceptual and/or schematic layout;</div>		<div>Generic elements in schematic layout with:</div> <div>approximate size and location of fencing;</div> <div>approximate access/code clearance requirements modeled;</div>		<div>Modeled as design-specified size, shape, spacing, and location of temporary fencing; allowances for spacing and clearances for service/maintenance and code clearance requirements modeled.</div>	<div>Modeled as actual size, shape, spacing, and location of temporary fencing; actual access/code clearance requirements modeled.</div>	
LoD 500							

LoA

LOD	000 ^a	100 ^{b,c}	200 ^{b,c}		300 ^{b,c}	350 ^{b,c}	400 ^{b,c}
	<div></div> <div>NO DISTINCT MODEL ELEMENTS EXIST AND NO INFERENCE CAN BE MADE FROM AN OVERALL MASS FOR THESE ELEMENTS AT THIS LOD IN THIS SYSTEM.</div>	<div></div> <div>NO DISTINCT MODEL ELEMENTS EXIST BUT INFERENCE ABOUT ELEMENTS CAN BE MADE FROM AN OVERALL MASS AT THIS LOD IN THIS SYSTEM.</div>		<div><div><div><div></div><div>GLOBAL</div><div>BIMForum.Global</div></div><div><div></div><div>VDCForum.org</div></div></div></div> <div>Notes: a. LOD 000 does not exist in many LOD definitions. It has been added in the BIMForum Global LOD Specification to address data structures when no model elements existing and to define contact scopes when element at omitted from modeling. b. LOD definitions should be defined in the Project Execution Plan's (PEP) Building Information Modeling (BIM) section. These may also be referred to as a BIM Execution Plan (BxP, BEP) on your project. c. In the absence of a PEP, BEP, BxP, etc, the LOD definitions shall be per the BIMForum Global LOD Definitions, Reference: BIMForum.Global/LOD</div>			
<div>Description</div> <div>Associated Masterformat Sections:</div>	<div>Diagrammatic or schematic model elements:</div> <div>1. Conceptual and/or schematic layout;</div>		<div>Generic elements in schematic layout with:</div> <div>1. Approximate size and location;</div> <div>2. Approximate access/code clearance requirements modeled;</div>		<div>Modeled as design-specified size, shape, spacing, and location of equipment.</div> <div>Approximate allowances for spacing and clearances required for all specified supports and seismic control.</div> <div>Access/code clearance requirements modeled.</div>	<div>Modeled as actual size, shape, spacing, and location of equipment.</div> <div>Actual size, shape, spacing, and location for supports and seismic control.</div> <div>Actual access/code clearance requirements modeled.</div>	<div>Supplementary components added to the model required for field installation.</div>
LoD 500							

LoA






[Please Click here to provide feedback to this Version 2024 Public Draft:](#)
Copyright © 2024 by BIMForum Global. All rights reserved. This document is copyrighted under a [Creative Commons Attribution-NonCommercial-NoDerivatives 4.0 International License](#)



HIGHWAY BRIDGE

LoD 500



LOD	000 ^a	100 ^{b,c}	200 ^{b,c}
	<div></div> <div>NO DISTINCT MODEL ELEMENTS EXIST AND NO INFERENCE CAN BE MADE FROM AN OVERALL MASS FOR THESE ELEMENTS AT THIS LOD IN THIS SYSTEM.</div>	<div></div> <div>NO DISTINCT MODEL ELEMENTS EXIST BUT INFERENCE ABOUT ELEMENTS CAN BE MADE FROM AN OVERALL MASS AT THIS LOD IN THIS SYSTEM.</div>	<div></div> <div>LOD 200 Railroad Bridge Girder Steel From AscendBKF.org</div>
Description			Generic mass of Girder
Associated Masterformat Sections:			
LoD 500			

BIMFORUM

GLOBAL

BIMForum.Global

VDCFORUM




VDCForum.org

Notes:

a. LOD 000 does not exist in many LOD definitions. It has been added in the BIMForum Global LOD Specification to address data structures when no model elements existing and to define contact scopes when element at omitted from modeling.

b. LOD definitions should be defined in the Project Execution Plan's (PEP) Building Information Modeling (BIM) section. These may also be referred to as a BIM Execution Plan (BxP, BEP) on your project.

c. In the absence of a PEP, BEP, BxP, etc, the LOD definitions shall be per the BIMForum Global LOD Definitions, Reference: [BIMForum.Global/LOD](#)

300 ^{b,c}	350 ^{b,c}	400 ^{b,c}
<div></div> <div>LOD 300 Railroad Bridge Girder Steel From AscendBKF.org</div>	<div></div> <div>LOD 350 Railroad Bridge Girder Steel From AscendBKF.org</div>	<div></div> <div>LOD 400 Railroad Bridge Girder Steel From AscendBKF.org</div>
Element modeling to include: <div><div>1. Girder Depth</div><div>2. Web Plate Length</div><div>3. Flange Plate Width</div></div>	Element modeling to include: <div><div>1. Stiffeners</div><div>2. Exact sloping of members</div><div>3. Splits between Plate Girders</div></div>	Element modeling to include fabrication level information: <div><div>1. Welds</div><div>2. Coping of members</div><div>3. Washers, nuts, etc.</div><div>4. Grating, holes in grating</div><div>5. All assembly elements</div></div>



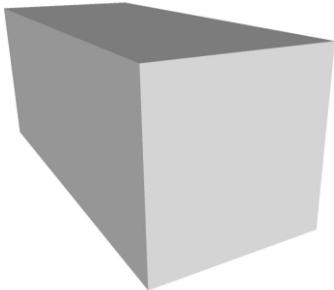
LoA

Highway
Bridges Precast Structural I Girder (Concrete)

Unifomat

Omniclass

Uniclass

LOD	000 ^a	100 ^{b,c}	200 ^{b,c}
	 <p>NO DISTINCT MODEL ELEMENTS EXIST AND NO INFERENCE CAN BE MADE FROM AN OVERALL MASS FOR THESE ELEMENTS AT THIS LOD IN THIS SYSTEM.</p>	 <p>NO DISTINCT MODEL ELEMENTS EXIST BUT INFERENCE ABOUT ELEMENTS CAN BE MADE FROM AN OVERALL MASS AT THIS LOD IN THIS SYSTEM.</p>	 <p>LOD 200 Railroad Bridges Precast Structural I Girder (Concrete) From lkerd.com</p>
Description			Element modeling to include: <ol style="list-style-type: none">Type of structural concrete systemApproximate geometry (e.g. depth) of structural elements
Associated Masterformat Sections:			



BIMForum.Global




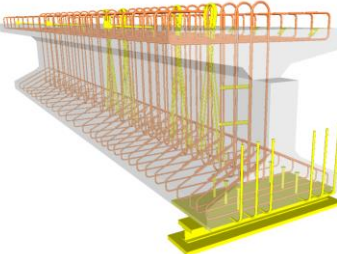
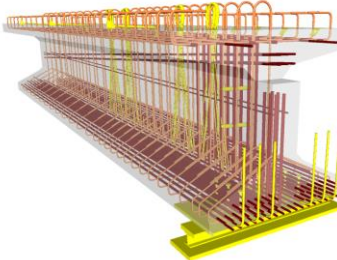
VDCForum.org

Notes:

a. LOD 000 does not exist in many LOD definitions. It has been added in the BIMForum Global LOD Specification to address data structures when no model elements existing and to define contact scopes when element at omitted from modeling.

b. LOD definitions should be defined in the Project Execution Plan's (PEP) Building Information Modeling (BIM) section. These may also be referred to as a BIM Execution Plan (BxP, BEP) on your project.

c. In the absence of a PEP, BEP, BxP, etc, the LOD definitions shall be per the BIMForum Global LOD Definitions, Reference: [BIMForum.Global/LOD](#)

300 ^{b,c}	350 ^{b,c}	400 ^{b,c}
 <p>LOD 300 Railroad Bridges Precast Structural I Girder (Concrete) From lkerd.com</p>	 <p>LOD 350 Railroad Bridges Precast Structural I Girder (Concrete) From lkerd.com</p>	 <p>LOD 400 Railroad Bridges Precast Structural I Girder (Concrete) From lkerd.com</p>
Element modeling to include: <ol style="list-style-type: none">Type of structural concrete systemApproximate geometry (e.g. depth) of structural elements	Element modeling to include: <ol style="list-style-type: none">Reinforcing Post-tension profiles and strand locationsReinforcement called out, modeled if required by the BXP, typically only in congested areasPour joints and sequences to help identify reinforcing lap splice locations, scheduling, etc.ChamferExpansion JointsLifting devicesEmbeds and anchor rodsPost-tension profile and strands modeled if required by the BXPPenetrations for items such as MEPAny permanent forming or shoring components	Element modeling to include: <ol style="list-style-type: none">All reinforcement including post tension elements detailed and modeledFinishes



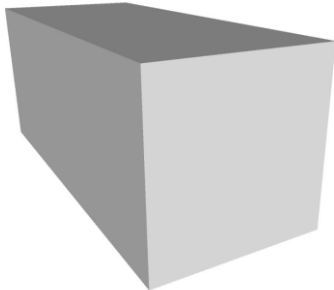


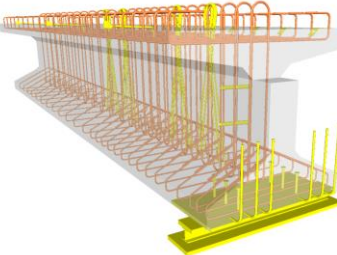
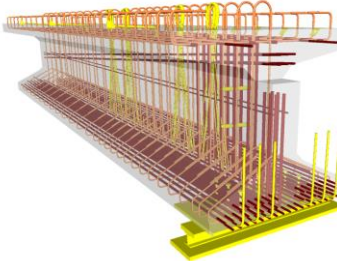
LoD 500

LoA







RAILROAD BRIDGE

LoD 500



LOD	000 ^a	100 ^{b,c}	200 ^{b,c}		300 ^{b,c}	350 ^{b,c}	400 ^{b,c}
	<div></div> <div>NO DISTINCT MODEL ELEMENTS EXIST AND NO INFERENCE CAN BE MADE FROM AN OVERALL MASS FOR THESE ELEMENTS AT THIS LOD IN THIS SYSTEM.</div>	<div></div> <div>NO DISTINCT MODEL ELEMENTS EXIST BUT INFERENCE ABOUT ELEMENTS CAN BE MADE FROM AN OVERALL MASS AT THIS LOD IN THIS SYSTEM.</div>	<div></div> <div>LOD 200 Railroad Bridges Precast Structural I Girder (Concrete) From lkerd.com</div>	<div></div> <div>Notes: a. LOD 000 does not exist in many LOD definitions. It has been added in the BIMForum Global LOD Specification to address data structures when no model elements existing and to define contact scopes when element at omitted from modeling. b. LOD definitions should be defined in the Project Execution Plan's (PEP) Building Information Modeling (BIM) section. These may also be referred to as a BIM Execution Plan (BxP, BEP) on your project. c. In the absence of a PEP, BEP, BxP, etc, the LOD definitions shall be per the BIMForum Global LOD Definitions, Reference: BIMForum.Global/LOD</div>	<div></div> <div>LOD 300 Railroad Bridges Precast Structural I Girder (Concrete) From lkerd.com</div>	<div></div> <div>LOD 350 Railroad Bridges Precast Structural I Girder (Concrete) From lkerd.com</div>	<div></div> <div>LOD 400 Railroad Bridges Precast Structural I Girder (Concrete) From lkerd.com</div>
Description Associated Masterformat Sections:			<div>Element modeling to include: Type of structural concrete system Approximate geometry (e.g. depth) of structural elements</div>		<div>Element modeling to include: 1. Type of structural concrete system 2. Approximate geometry (e.g. depth) of structural elements</div>	<div>Element modeling to include: 1. Reinforcing Post-tension profiles and strand locations 2. Reinforcement called out, modeled if required by the BXP, typically only in congested areas 3. Pour joints and sequences to help identify reinforcing lap splice locations, scheduling, etc. 4. Chamfer 5. Expansion Joints 6. Lifting devices 7. Embeds and anchor rods 8. Post-tension profile and strands modeled if required by the BXP 9. Penetrations for items such as MEP 10. Any permanent forming or shoring components</div>	<div>Element modeling to include: 1. All reinforcement including post tension elements detailed and modeled 2. Finishes</div>
LoD 500							

LoA

LOD	000 ^a	100 ^{b,c}	200 ^{b,c}	BIMFORUM GLOBAL BIMForum.Global VDCFORUM VDCForum.org		
	<div></div> <div>NO DISTINCT MODEL ELEMENTS EXIST AND NO INFERENCE CAN BE MADE FROM AN OVERALL MASS FOR THESE ELEMENTS AT THIS LOD IN THIS SYSTEM.</div>	<div></div> <div>NO DISTINCT MODEL ELEMENTS EXIST BUT INFERENCE ABOUT ELEMENTS CAN BE MADE FROM AN OVERALL MASS AT THIS LOD IN THIS SYSTEM.</div>	<div></div> <div>LOD 200 Railroad Bridge Girder Steel From lkerd.com</div>	<div>Notes:</div> <div>a. LOD 000 does not exist in many LOD definitions. It has been added in the BIMForum Global LOD Specification to address data structures when no model elements existing and to define contact scopes when element at omitted from modeling.</div> <div>b. LOD definitions should be defined in the Project Execution Plan's (PEP) Building Information Modeling (BIM) section. These may also be referred to as a BIM Execution Plan (BxP, BEP) on your project.</div> <div>c. In the absence of a PEP, BEP, BxP, etc, the LOD definitions shall be per the BIMForum Global LOD Definitions, Reference: BIMForum.Global/LOD</div>		
				<div></div> <div>LOD 300 Railroad Bridge Girder Steel From lkerd.com</div>	<div></div> <div>LOD 350 Railroad Bridge Girder Steel From lkerd.com</div>	<div></div> <div>LOD 400 Railroad Bridge Girder Steel From lkerd.com</div>
Description			Generic mass of Girder	Element modeling to include: <div><div>1. Stiffeners</div><div>2. Exact sloping of members</div><div>3. Splits between Plate Girders</div></div>	Element modeling to include: <div><div>1. Stiffeners</div><div>2. Exact sloping of members</div><div>3. Splits between Plate Girders</div></div>	Element modeling to include fabrication level information: <div><div>1. Welds</div><div>2. Coping of members</div><div>3. Washers, nuts, etc.</div><div>4. Grating, holes in grating</div><div>5. All assembly elements</div></div>
Associated Masterformat Sections:						
LoD 500						

LoA

APPENDIX



LoD 500



CRAIN SYSTEMS

LoD 500




LOD	000 ^a	100 ^{b,c}	200 ^{b,c}	<div><div><div><div>BIMFORUM</div><div>GLOBAL</div><div>BIMForum.Global</div></div><div><div>VDCFORUM</div><div>VDCForum.org</div></div></div><div><div>Notes:</div><div>a. LOD 000 does not exist in many LOD definitions. It has been added in the BIMForum Global LOD Specification to address data structures when no model elements existing and to define contact scopes when element at omitted from modeling.</div><div>b. LOD definitions should be defined in the Project Execution Plan's (PEP) Building Information Modeling (BIM) section. These may also be referred to as a BIM Execution Plan (BxP, BEP) on your project.</div><div>c. In the absence of a PEP, BEP, BxP, etc, the LOD definitions shall be per the BIMForum Global LOD Definitions, Reference: BIMForum.Global/LOD</div></div></div>	300 ^{b,c}	350 ^{b,c}	400 ^{b,c}
	<div><p>NO DISTINCT MODEL ELEMENTS EXIST AND NO INFERENCE CAN BE MADE FROM AN OVERALL MASS FOR THESE ELEMENTS AT THIS LOD IN THIS SYSTEM.</p></div>	<div><p>NO DISTINCT MODEL ELEMENTS EXIST BUT INFERENCE ABOUT ELEMENTS CAN BE MADE FROM AN OVERALL MASS AT THIS LOD IN THIS SYSTEM.</p></div>					
Description							
Associated Masterformat Sections:							
LoD 500							

LoA



[Please Click here to provide feedback to this Version 2024 Public Draft:](#)
Copyright © 2024 by BIMForum Global. All rights reserved. This document is copyrighted under a [Creative Commons Attribution-NonCommercial-NoDerivatives 4.0 International License](#)












LoD 500

TRAILERS – LOAD MODELING



LOD	000 ^a	100 ^{b,c}	200 ^{b,c}	<div><div><div>BIMFORUM</div><div>GLOBAL</div><div>BIMForum.Global</div></div><div><div>VDCFORUM</div><div>VDCForum.org</div></div></div> <div>Notes: a. LOD 000 does not exist in many LOD definitions. It has been added in the BIMForum Global LOD Specification to address data structures when no model elements existing and to define contact scopes when element at omitted from modeling. b. LOD definitions should be defined in the Project Execution Plan's (PEP) Building Information Modeling (BIM) section. These may also be referred to as a BIM Execution Plan (BxP, BEP) on your project. c. In the absence of a PEP, BEP, BxP, etc, the LOD definitions shall be per the BIMForum Global LOD Definitions, Reference: BIMForum.Global/LOD</div>	300 ^{b,c}	350 ^{b,c}	400 ^{b,c}
	<div><p>NO DISTINCT MODEL ELEMENTS EXIST AND NO INFERENCE CAN BE MADE FROM AN OVERALL MASS FOR THESE ELEMENTS AT THIS LOD IN THIS SYSTEM.</p></div>	<div><p>NO DISTINCT MODEL ELEMENTS EXIST BUT INFERENCE ABOUT ELEMENTS CAN BE MADE FROM AN OVERALL MASS AT THIS LOD IN THIS SYSTEM.</p></div>	<div></div>	<div></div>	<div></div>	<div></div>	
Description	Load list is generated without any modeling.	A block mass is generated the collectively defined a given load. Not trailer is modeled.	Approximate trailer is model. Load geometry is modeled with overall clearance envelope. Modeled load may reference a load list for the elements referenced in the load. The interface of the elements in the shipping load is not established.	Specific trailer is modeled with specific geometry and clearances. Load is modeled with specific elements for quantities. These elements may be raw materials with out connections The interface of the elements in the shipping load is not established.	Load elements are modeled with connection geometry that corresponds to LOD 350 for the given elements. Load elements are arranged as they are shipped in the sequence the elements will be placed and removed from the load.	Fabrication level modeling is included with the elements arranged as shipped in the load.	
Associated Masterformat Sections:							
LoD 500							

LoA



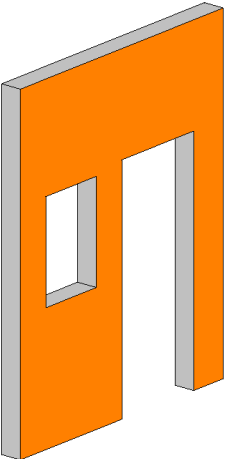

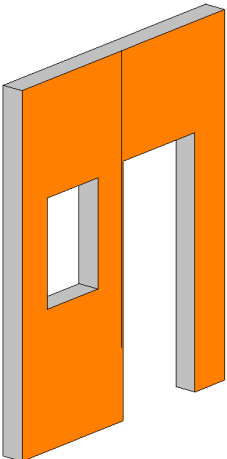
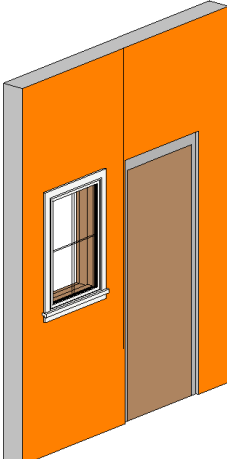


LoD 500

BIMFORUM
GLOBAL

VDCFORUM
VDCForum.org

STRUCTURAL INSULATED PANELS

LOD	000 ^a	100 ^{b,c}	200 ^{b,c}	<div><div><div>BIMFORUM</div><div>GLOBAL</div><div>BIMForum.Global</div></div><div><div>VDCFORUM</div><div>VDCForum.org</div></div></div> <div>Notes: a. LOD 000 does not exist in many LOD definitions. It has been added in the BIMForum Global LOD Specification to address data structures when no model elements existing and to define contact scopes when element at omitted from modeling. b. LOD definitions should be defined in the Project Execution Plan's (PEP) Building Information Modeling (BIM) section. These may also be referred to as a BIM Execution Plan (BxP, BEP) on your project. c. In the absence of a PEP, BEP, BxP, etc, the LOD definitions shall be per the BIMForum Global LOD Definitions, Reference: BIMForum.Global/LOD</div>	300 ^{b,c}	350 ^{b,c}	400 ^{b,c}
	<div><p>NO DISTINCT MODEL ELEMENTS EXIST AND NO INFERENCE CAN BE MADE FROM AN OVERALL MASS FOR THESE ELEMENTS AT THIS LOD IN THIS SYSTEM.</p></div>	<div><p>NO DISTINCT MODEL ELEMENTS EXIST BUT INFERENCE ABOUT ELEMENTS CAN BE MADE FROM AN OVERALL MASS AT THIS LOD IN THIS SYSTEM.</p></div>	<div></div>		<div></div>	<div></div>	<div></div>
<div>Description Associated Masterformat Sections:</div>			<div>Approximate SIP system thickness and geometry are modeled. Approximate opening are modeled.</div>		<div>Specific openings are modeled with specific SIP wall thickness.</div>	<div>SIP panel joints are defined for penalization. Rough opening geometry supports CNC cutting of panels. SIP screw locations regions and fasteners types into adjacent members are defined without each fasten being modeled. Regions of air sealing tape per manufactures speciation are defined in the model without modeling the tape layer with exact thicknesses. .</div>	<div>SIP fasteners are modeled at the specified spacing. Fabrication level modeling of sealants and connections are included with the element.</div>
LoD 500							

LoA



[Please Click here to provide feedback to this Version 2024 Public Draft:](#)
Copyright © 2024 by BIMForum Global. All rights reserved. This document is copyrighted under a [Creative Commons Attribution-NonCommercial-NoDerivatives 4.0 International License](#)

